

Inhoudsopgave werkbladen


1. Liedje
2. Maak een verhaal

Werkblad liedjes

Kijk naar het woord. Zet een kring om de letters die dat woord maken.


zon

g o u n c u
l q u f
z ij s




parasol

p o s n a
a e r
l



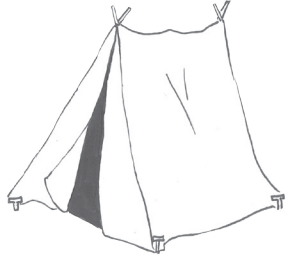
bal

ij a t
b e n
l




tent

ij n o s
t v e d ee
t



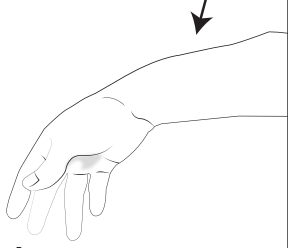
strand

s d t a r
n



huid

a d n t
h s c n e
j i n v i u
n



Maak een verhaal.

A large, empty rectangular box with a thin blue border, occupying most of the page below the instruction. It is intended for the user to write their story.