

BCE Stock Groups – User Notes

Author: David Rustell
Date: 17/09/2020
Doc Version: 1.0

Advanced Computer Software Group Ltd.
The Mailbox, 101 Wharfside Street, Birmingham, B1 1RF
t: 0330 343 8000 (+44 330 343 8000) | f: +44 (0) 1932 584001
www.oneadvanced.com

Copyright © Advanced Computer Software Group Ltd 2020

This document contains confidential and / or proprietary information. The content must not be disclosed to third parties without the prior written approval of Advanced Computer Software Group Limited or one of its subsidiaries as appropriate (each referred to as "Advanced"). External recipients may only use the information contained in this document for the purposes of evaluation of the information and entering into discussions with Advanced and for no other purpose.

Whilst Advanced endeavours to ensure that the information in this document is correct and has been prepared in good faith, the information is subject to change and no representation or warranty is given as to the accuracy or completeness of the information. Advanced does not accept any responsibility or liability for errors or omissions or any liability arising out of its use by external recipients or other third parties.

No information set out or referred to in this document shall form the basis of any contract with an external recipient. Any external recipient requiring the provision of software and/or services shall be required to enter into an agreement with Advanced detailing the terms applicable to the supply of such software and/or services and acknowledging that it has not relied on or been induced to enter into such an agreement by any representation or warranty, save as expressly set out in such agreement.

The software (if any) described in this document is supplied under licence and may be used or copied only in accordance with the terms of such a licence. Issue of this document does not entitle an external recipient to access or use the software described or to be granted such a licence.

The development of Advanced software is continuous and the published information may not reflect the current status. Any particular release of the software may not contain all of the facilities described in this document and / or may contain facilities not described in this document.

Advanced Computer Software Group Limited is a company registered in England and Wales with registration number 05965280 whose registered office is at Ditton Park, Riding Court Road, Datchet, Berkshire. SL3 9LL.

A full list of its trading subsidiaries is available at www.oneadvanced.com/legal-privacy

Contents

BCE Stock Groups – User Notes	1
Introduction	5
Purpose of this document	5
Stock Groups	6
Default Stock Group	7
Creating Stock Groups	9
Stock Group Defaults	10
Stock Group - Edit	11
Stock Group - Copy	11
Stock Group - Search	11
Stock Groups – Parent Groups	12
Stock Groups – Import	14
Assigning Stock Items to Stock Groups	16
Stock Reports	17
Stock Valuation	17
Turnover report	18
Stock & Order Items – Advanced Seach	19
Export Stock and Order Items	20

Introduction

Purpose of this document

This document informs BCE users how to setup and use stock groups.

Stock groups allow stock items to be categorised and setup to provide comprehensive levels of reporting and analysis.

BCE v1.5.10 introduced a flexible approach to managing chart of accounts codes that gave users the ability to customise their structure with greater freedom to create new summary levels and account codes. This provided better management and more detailed analysis of the chart of accounts.

Building on this approach BCE v1.7.0 removes the limitations of locked accounts for stock transactions in respect of stock cost value, cost of sales, cost of stock issued to production and finished goods.

Stock Groups

From BCE v1.7.0 'Stock Groups' provides users with the ability to setup and categorise stock by stock groups.

Stock groups provides users with options to define more detailed financial analysis of stock value, revenue and cost of sales within the chart of accounts to meet the financial reporting requirements of the business.

All stock items must belong to a stock group and a system default stock group is introduced for this purpose.

If no user-defined stock groups are created, all stock items will inherit their default account codes from the default stock group.

Once user-defined stock groups have been created, new stock items will inherit their account codes from their parent stock group.

Note: Any account code changes made to a stock group are not retrospectively applied to historic financial transactions and will only be used for new documents created after the changes.

Default Stock Group

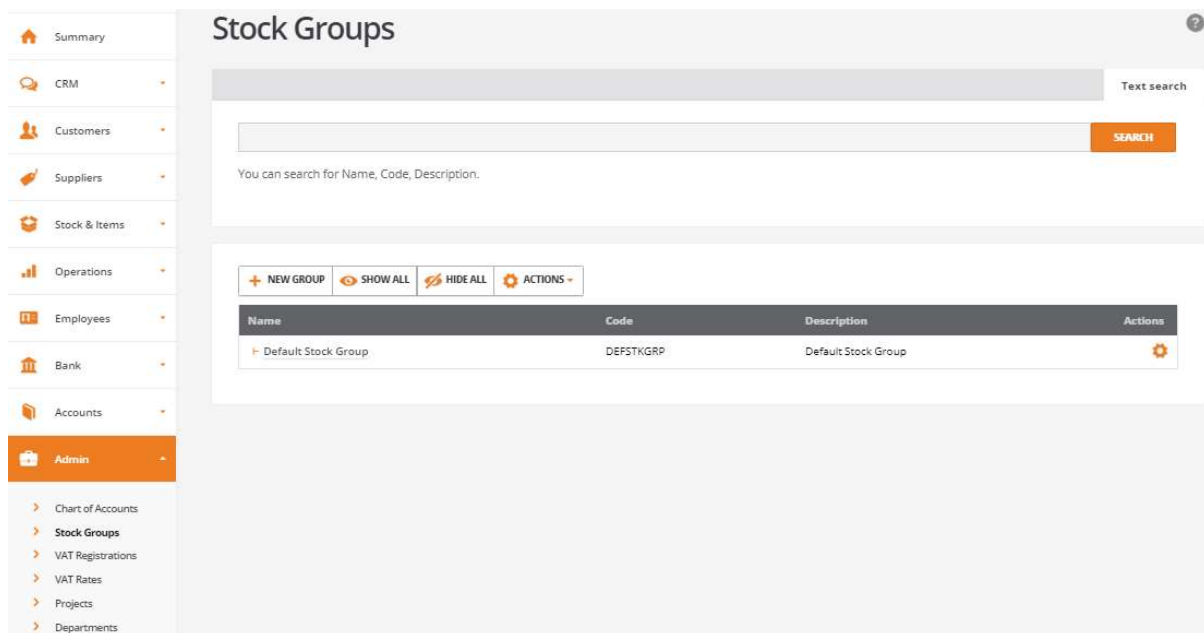
The default stock group accommodates a set of account codes for all stock items where no user-defined stock groups have been setup or are required.

This allows users upgrading from earlier BCE versions to continue to operate their system using the existing default chart of account codes.

This provides users with options and the flexibility to plan and introduce stock groups progressively and under controlled conditions:

To view the default stock group.


From the 'Admin' menu, select 'Stock Groups' to open the following screen:



The screenshot shows the 'Stock Groups' interface. On the left, the 'Admin' menu is expanded, showing 'Stock Groups' as the selected option. The main content area has a header 'Stock Groups' and a search bar. Below the search bar, there's a table with columns: Name, Code, Description, and Actions. The table contains one entry: 'Default Stock Group' with code 'DEFSTKGRP'. Above the table, there are buttons for 'NEW GROUP', 'SHOW ALL', 'HIDE ALL', and 'ACTIONS'. A search bar is also present at the top right of the main area.

Note: To create and manage stock groups, the user permission for 'Financial Administration' must be set.

From the action cog, click on edit:



This screenshot shows the 'Default Stock Group' row highlighted in orange. The 'Actions' column for this row has a cog icon, and a dropdown menu is open, showing options: 'Show', 'Edit', and 'Copy'.

Note: The properties of the default stock group from the 'General' tab are pre-set and cannot be edited.

The default stock group account codes are set to the following defaults and can be changed as required:

Stock Group:	Default Stock Group
Chart of Account Defaults	
Stock Value Accounts	
Default Material Cost:	Material Cost (#MSTOCK)
Default Sub Contract Cost:	Sub Contract Cost (#SCSTOCK)
Default Labour Cost:	Labour Cost (#LSTOCK)
Cost of Sales	
Default Material Cost:	Stock Cost of Sales (#MSTKCOST)
Default Sub Contract Cost:	Stock Cost of Sales (#SCSTKCOST)
Default Labour Cost:	Stock Cost of Sales (#LSTKCOST)
Finished Goods Produced	
Material Stock Produced:	Value of Stock Produced (#MSTKREC)
Sub Contract Stock Produced:	Value of Stock Produced (#SCSTKREC)
Labour Stock Produced:	Value of Stock Produced (#LSTKREC)
Stock Sales	
Default Sales:	Default Sales Account (#DEFSAL)
Cost Issued to Production	
Material Issued to Production:	Cost of Stock Issued to Production (#MSTKISS)
Sub Contract Issued to Production:	Cost of Stock Issued to Production (#SCSTKISS)
Labour Issued to Production:	Cost of Stock Issued to Production (#LSTKISS)
Stock Adjustment	
Material Cost Adjustment:	Stock Adjustments (#MSTKADJ)
Sub Contract Cost Adjustment:	Stock Adjustments (#SCSTKADJ)
Labour Cost Adjustment:	Stock Adjustments (#LSTKADJ)

To change the default account codes, from the 'Defaults' tab, select 'Edit' to open the following screen:

Edit Group Default Stock Group

General Defaults

Chart of Account Defaults

Stock Value Accounts

Default Material Cost: Material Cost (#MSTOCK)

Default Sub Contract Cost: Sub Contract Cost (#SCSTOCK)

Default Labour Cost: Labour Cost (#LSTOCK)

Cost of Sales

Default Material Cost: Stock Cost of Sales (#MSTKCOST)

Default Sub Contract Cost: Stock Cost of Sales (#SCSTKCOST)

Default Labour Cost: Stock Cost of Sales (#LSTKCOST)

Finished Goods Produced

Material Stock Produced: Value of Stock Produced (#MSTKREC)

Sub Contract Stock Produced: Value of Stock Produced (#SCSTKREC)

Labour Stock Produced: Value of Stock Produced (#LSTKREC)

Stock Sales

Default Sales: Default Sales Account (#DEFSAL)

Cost Issued to Production

Material Issued to Production: Cost of Stock Issued to Production (#MSTKISS)

Sub Contract Issued to Production: Cost of Stock Issued to Production (#SCSTKISS)

Labour Issued to Production: Cost of Stock Issued to Production (#LSTKISS)

Stock Adjustment

Material Cost Adjustment: Stock Adjustments (#MSTKADJ)

Sub Contract Cost Adjustment: Stock Adjustments (#SCSTKADJ)

Labour Cost Adjustment: Stock Adjustments (#LSTKADJ)

UPDATE CANCEL

Each default chart of account code can be edited and changed as required using the dropdown options:

Edit Group Default Stock Group

General Defaults

Chart of Account Defaults

Stock Value Accounts

Default Material Cost: Material Cost (#MSTOCK)

Default Sub Contract Cost: Sub Contract Cost (#SCSTOCK)

Default Labour Cost: Labour Cost (#LSTOCK)

Cost of Sales

Default Material Cost: Stock Cost of Sales (#MSTKCOST)

Default Sub Contract Cost: Stock Cost of Sales (#SCSTKCOST)

Default Labour Cost: Stock Cost of Sales (#LSTKCOST)

Finished Goods Produced

Material Stock Produced: Value of Stock Produced (#MSTKREC)

Sub Contract Stock Produced: Value of Stock Produced (#SCSTKREC)

Labour Stock Produced: Value of Stock Produced (#LSTKREC)

Stock Sales

Default Sales: Default Sales Account (#DEFSAL)

Cost Issued to Production

Material Issued to Production: Cost of Stock Issued to Production (#MSTKISS)

Sub Contract Issued to Production: Cost of Stock Issued to Production (#SCSTKISS)

Labour Issued to Production: Cost of Stock Issued to Production (#LSTKISS)

Stock Adjustment

Material Cost Adjustment: Stock Adjustments (#MSTKADJ)

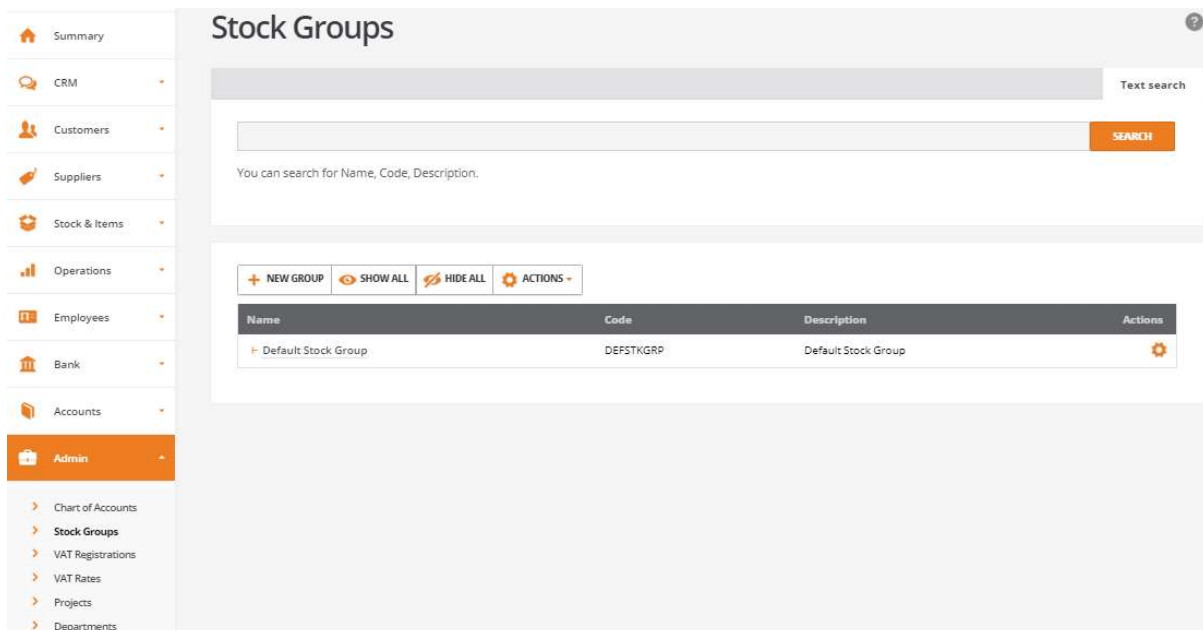
Sub Contract Cost Adjustment: Stock Adjustments (#SCSTKADJ)

Labour Cost Adjustment: Stock Adjustments (#LSTKADJ)

UPDATE CANCEL

Creating Stock Groups

From the 'Admin' menu, select 'Stock Groups' to open the following screen:



Stock Groups

Text search

You can search for Name, Code, Description.

[+ NEW GROUP](#)
[SHOW ALL](#)
[HIDE ALL](#)
[ACTIONS](#)

Name	Code	Description	Actions
Default Stock Group	DEFSTKGRP	Default Stock Group	Settings

New stock groups are created by clicking on 'NEW GROUP'.

From the 'New Group' screen complete the required fields for the stock group code and name:



Edit Group Electrical

General Defaults

Details

Code (required) ?

Name (required) ?

Parent Group
No stock group selected [Change selection](#)

Description ?

[UPDATE](#) [CANCEL](#)

A parent group can be set once the initial stock groups have been created and this is described later in this document.

A description for the stock group can be entered if required.

Stock Group Defaults

A stock group can be setup with the required default account codes for:

- Stock value
- Cost of sales
- Finished Goods Produced
- Stock Sales
- Cost Issued to Production
- Stock Adjustment

Edit Group Electrical

General Defaults

Chart of Account Defaults

Stock Value Accounts

Default Material Cost: Material Cost (RMSTOCK)

Default Sub Contract Cost: Sub Contract Cost (RSCSTOCK)

Default Labour Cost: Labour Cost (RLSTOCK)

Default Material Cost: Stock Cost of Sales (RMSTCOST)

Default Sub Contract Cost: Stock Cost of Sales (RSCSTCOST)

Default Labour Cost: Stock Cost of Sales (RLSTCOST)

Finished Goods Produced

Material Stock Produced: Value of Stock Produced (RMSTNREQ)

Sub Contract Stock Produced: Value of Stock Produced (RSCSTNREQ)

Labour Stock Produced: Value of Stock Produced (RLSTNREQ)

Stock Sales

Default Sales: Default Sales Account (PDEFSA)

Cost Issued to Production

Material Issued to Production: Cost of Stock Issued to Production (RMSTKISS)

Sub Contract Issued to Production: Cost of Stock Issued to Production (RSCSTKISS)

Labour Issued to Production: Cost of Stock Issued to Production (RLSTKISS)

Stock Adjustment

Material Cost Adjustment: Stock Adjustments (RMSTVADJ)

Sub Contract Cost Adjustment: Stock Adjustments (RSCSTVADJ)

Labour Cost Adjustment: Stock Adjustments (RLSTVADJ)

UPDATE CANCEL

Where no specific account code is set for any of the stock group account codes, the system will use the default account code as displayed to the right of each field.

When all the default accounts codes have been assigned, click on 'UPDATE' to store the stock group.

Stock Group - Edit

The properties of existing stock groups can be edited by selecting the actions cog and clicking on 'Edit':

Stock Groups

Text search

SEARCH

You can search for Name, Code, Description.

NEW GROUP

SHOW ALL

HIDE ALL

ACTIONS

Name	Code	Description	Actions
Default Stock Group	DEFSTKGRP	Default Stock Group	
Electrical	250	Parent group for electrical items	
Batteries	25001		
Fuses	25002		
Cables	25003		

Show

Edit

Edit Stock Group

Stock Group - Copy

A stock group can be copied by selecting the actions cog and clicking on 'Copy'. Using the copy function will create a new stock group copying all the default account codes from the selected stock group.

Stock Group - Search

A text search allows stock groups to be searched for by their name, code or description by entering part or all of the search characters:

Stock Groups

Text search

SEARCH

You can search for Name, Code, Description.

NEW GROUP

SHOW ALL

HIDE ALL

ACTIONS

Name	Code	Description	Actions
Lighting	LIGHT	Parent group for electrical items	
Fluorescent Lights	1003		
Electrical	ELECT	Electrical Components	
Batteries	BATTERIES		
Alkaline Batteries	BAT-ALK		
Rechargeable Batteries	BAT-RECH		
Lithium-Ion (Li-ion)	BAT-LIT		
Nickel Cadmium (Ni-Cd)	BAT-NIC		
Fuses	FUSE		
DC Fuses	FUSE-DC		
AC Fuses	FUSE-AC		
Cartridge Fuses	FUSE-CART		
High Voltage Fuses	FUSE-HV		
Cables	CABLES		
Coaxial cable	250031		
Flexible cable	250032		
Communications cable	250033		
Hellon cable	250034		

Note: The text search will include all results found within the entire stock group list.

Stock Groups – Parent Groups

Once the initial stock groups have been created, parent stock groups can be setup to introduce a hierarchical structure for stock groups.

This shall depend on the level of detail and analysis that is required by the business for managing stock from both financial and stock perspectives.

For example, a company sells electrical components.

From a financial perspective the value of all electrical stock items is recorded in the balance sheet in account code 'Electrical components' within the 'Electrical Items' summary account.

If further financial analysis of 'batteries' is required, they may have their own summary account and account codes setup within 'Electrical items':

▼ Stock	CASSTK	Summary
▼ Trading Stock	STOCK	Summary
└ Material Cost	MSTOCK	BalanceSheet
└ Sub Contract Cost	SCSTOCK	BalanceSheet
└ Labour Cost	LSTOCK	BalanceSheet
▼ Electrical Items	2200	Summary
└ Electrical Components	2201	BalanceSheet
└ Electrical Finished Stock	2202	BalanceSheet
▼ Batteries	22001	Summary
└ Alkaline Batteries	220011	BalanceSheet
└ Rechargeable Batteries	220012	BalanceSheet
└ Lithium-ion Batteries	220013	BalanceSheet

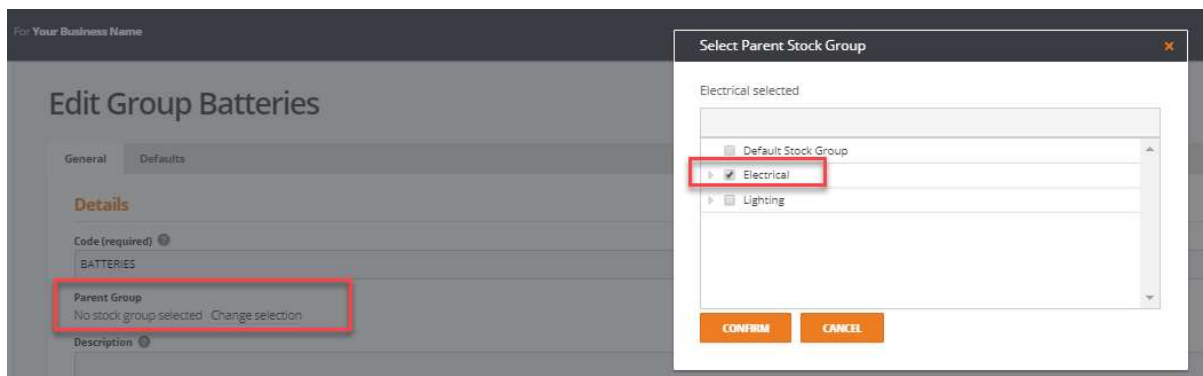
Stock groups can be used to enhance stock analysis and reporting.

For example, from a stock group perspective electrical items can be grouped within stock group 'Electrical':

Stock Groups		
You can search for Name, Code, Description.		
<div> + NEW GROUP 👁 SHOW ALL 🚫 HIDE ALL ⚙ ACTIONS </div>		
Name	Code	Description
└ Default Stock Group	DEPSTXGRP	Default Stock Group
▶ Lighting	LIGHT	Parent group for electrical items
▼ Electrical	ELECT	Electrical Components

The stock group can be setup with the required default account codes for posting stock value, revenue and cost of sales as well stock issues to production and finished goods.

If further stock analysis is required for batteries, a stock group 'Batteries' can be setup and grouped within electricals by selecting the parent group 'Electricals':



The screenshot shows the 'Edit Group Batteries' form with a 'Select Parent Stock Group' dialog box. The dialog box has a title bar 'Select Parent Stock Group' and a close button. It contains a section 'Electrical selected' with a list of options: 'Default Stock Group', 'Electrical', and 'Lighting'. The 'Electrical' option is selected and highlighted with a red box. Below the list are 'CONFIRM' and 'CANCEL' buttons.

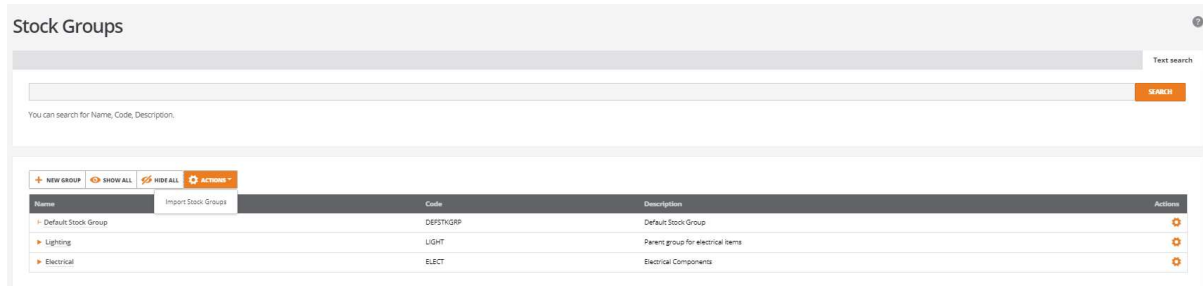
The stock group for 'Batteries' can be setup to use the account codes from its parent group or can be setup with its own designated account codes as required:

Name	Code	Description
Default Stock Group	DEFSTKGRP	Default Stock Group
Lighting	LIGHT	Parent group for electrical items
Electrical	ELECT	Electrical Components
Batteries	BATTERIES	
Alkaline Batteries	BAT-ALK	
Rechargeable Batteries	BAT-RECH	
Lithium-ion(Li-ion)	BAT-LIT	
Nickel Cadmium(Ni-Cd)	BAT-NIC	
Fuses	FUSES	
Cables	CABLES	
Sockets	SOCKETS	
125Volt	250041	
White	2500411	
Red	2500412	
Black	2500413	
220Volt	250042	
250 Volt	250043	

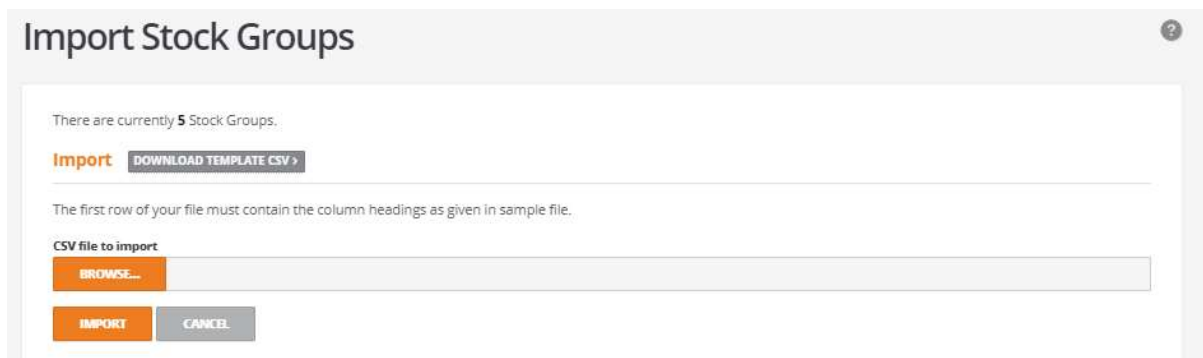
Stock Groups – Import

Stock groups can be imported from a csv format file.

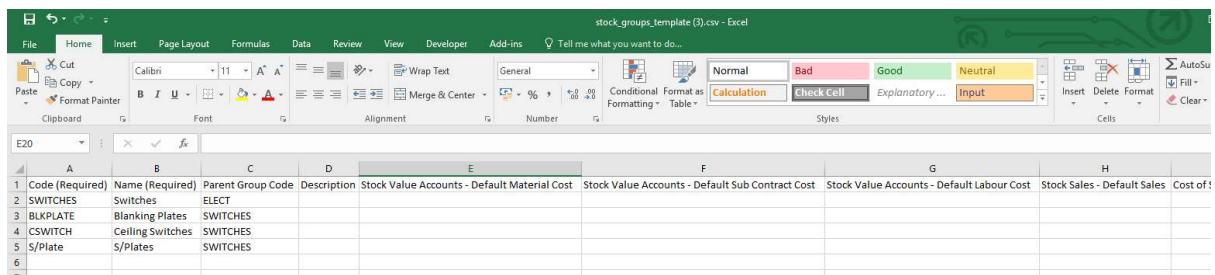
From 'Stock Groups' select 'Actions' button and click on 'Import Stock Groups':



From 'Import Stock Groups' select 'DOWNLOAD TEMPLATE CSV':



A stock group template opens for completion as follows:



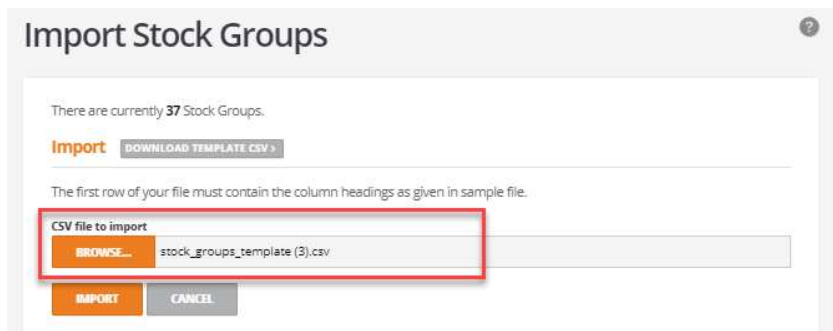
Enter the required fields for stock group code and name.

If the stock group is to be located within an existing stock group, enter a parent group code.

The remaining fields allow default accounts to be setup. If these are left blank, the accounts are inherited from the parent group or the system will use the default account code that are defined in the default stock group.

When the csv file is completed it can be imported into BCE.


From 'Import Stock Groups', select 'BROWSE' to locate the csv file:



The screenshot shows the 'Import Stock Groups' interface. At the top, it states 'There are currently 37 Stock Groups.' Below this, there is an 'Import' button and a 'DOWNLOAD TEMPLATE CSV >' link. A message says 'The first row of your file must contain the column headings as given in sample file.' A red box highlights the 'CSV file to import' section, which includes a 'BROWSE...' button and a text field containing 'stock_groups_template (3).csv'. At the bottom of this section are 'IMPORT' and 'CANCEL' buttons.

Click on 'IMPORT'.

If the file imports successfully the following message confirms the number of stock groups added:

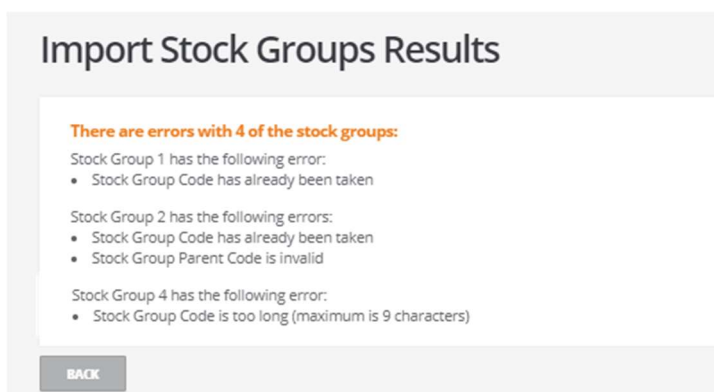


The screenshot shows the 'Import Stock Groups Results' screen. It displays a message: '4 Stock Groups added'. Below this message is a 'BACK' button.

The imported stock groups will appear in the stock group list:

+ NEW GROUP SHOW ALL HIDE ALL ACTIONS		
Name	Code	Description
Default Stock Group	DEFSTKGRP	Default Stock Group
Lighting	LIGHT	Parent group for electrical items
Electrical	ELECT	Electrical Components
Batteries	BATTERIES	
Fuses	FUSES	
Cables	CABLES	
Sockets	SOCKETS	
Switches	SWITCHES	
Blanking Plates	BLKPLATE	
Ceiling Switches	CSWITCH	
S/Plates	S/Plate	

If the file import is unsuccessful an error message is returned detailing the reason for the error:



The screenshot shows the 'Import Stock Groups Results' screen with an error message. The message states: 'There are errors with 4 of the stock groups:'. It then lists the errors for each group:

- Stock Group 1 has the following error:
 - Stock Group Code has already been taken
- Stock Group 2 has the following errors:
 - Stock Group Code has already been taken
 - Stock Group Parent Code is invalid
- Stock Group 4 has the following error:
 - Stock Group Code is too long (maximum is 9 characters)

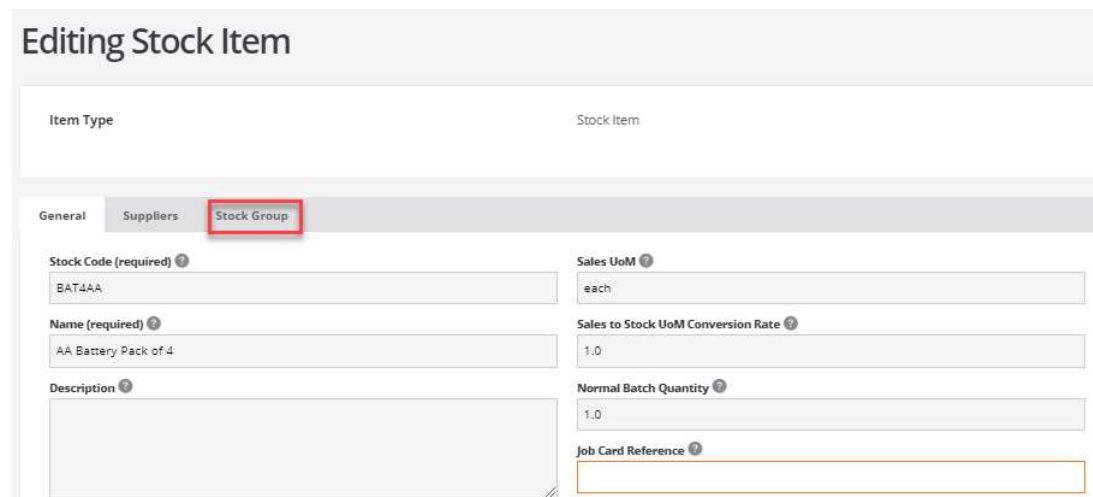
 A 'BACK' button is located at the bottom of the screen.

Assigning Stock Items to Stock Groups

Stock groups are a mandatory requirement for all stock items.

New systems installed from and existing systems upgrading to BCE v1.7.0, will have their stock items assigned to the 'Default Stock Group'.

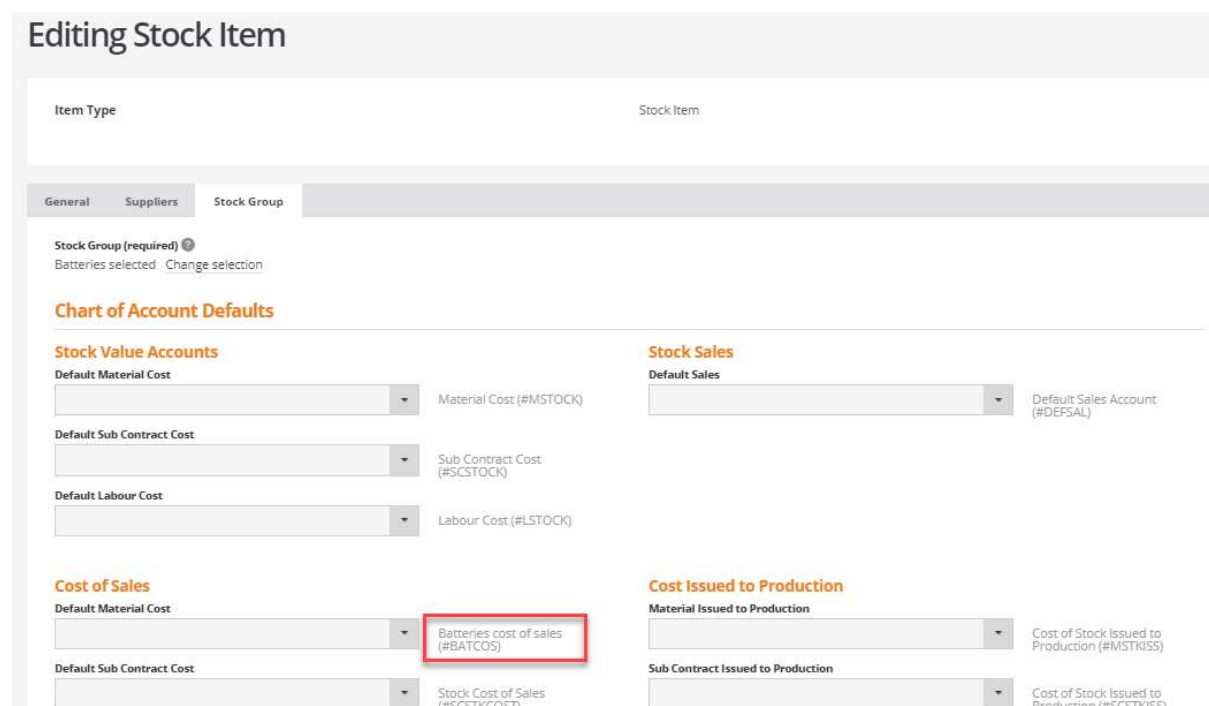
This approach gives users the ability to plan and introduce stock groups as required:



The screenshot shows the 'Editing Stock Item' form. The 'Stock Group' tab is highlighted with a red box. The form contains the following fields:

- Item Type: Stock Item
- General tab: Stock Code (required) (BAT4AA), Name (required) (AA Battery Pack of 4), Description.
- Suppliers tab: (Empty)
- Stock Group tab: Sales UoM (each), Sales to Stock UoM Conversion Rate (1.0), Normal Batch Quantity (1.0), Job Card Reference.

Stock items will inherit the account codes that are set on their parent stock groups:



The screenshot shows the 'Editing Stock Item' form with the 'Stock Group' tab selected. The 'Chart of Account Defaults' section is visible, showing the following settings:

- Stock Value Accounts:**
 - Default Material Cost: Material Cost (#MSTOCK)
 - Default Sub Contract Cost: Sub Contract Cost (#SCSTOCK)
 - Default Labour Cost: Labour Cost (#LSTOCK)
- Cost of Sales:**
 - Default Material Cost: Batteries cost of sales (#BATCOS) (highlighted with a red box)
 - Default Sub Contract Cost: Stock Cost of Sales (#SCSTKCOST)
- Stock Sales:**
 - Default Sales: Default Sales Account (#DEFSAL)
- Cost Issued to Production:**
 - Material Issued to Production: Cost of Stock Issued to Production (#MSTKISS)
 - Sub Contract Issued to Production: Cost of Stock Issued to Production (#SCSTKISS)

Note: The inherited default account codes can be further refined by setting chart of account codes at stock item level if required.

Stock Reports

The following 'Stock and Order Items' reports have been extended to include options to filter by stock group:

Stock Valuation Report
Turnover Report

Stock & Order Items

Advanced search Search

Name

NEW ITEM ACTIONS REPORTS MORE

Stock Movement
Stock Activity
Price List Report
Stock Valuation Report
Stock Quantity Details Report
Free Stock Report
Turnover Report
Purchase Analysis Report
Below Minimum Quantity Report

Stock Item 2
AA Battery Pack
Stock Standard
Stock Zero
Stock Exempt
Alkaline AA
Alkaline AAA
Alkaline C

Qty
0.0
0.0
2.0
2.0
2.0
0.0
0.0
0.0

Free Stock
0.0
0.0
2.0
2.0
2.0
0.0
0.0
0.0

Forecast
0.0
0.0
2.0
2.0
2.0
0.0
0.0
0.0

Type
Stock Item
Stock Item
Stock Item
Stock Item
Stock Item
Stock Item
Stock Item
Stock Item

List Price
0.00
12.50
110.00
115.00
120.00
5.00
10.00
8.00

Revalue?
N
N
N
N
N
N
N
N

Actions

Stock Valuation

The stock valuation report can be grouped by stock group:

Stock Valuation Report

At Date: 30/09/2020

Stock Item:

Location:

Group by location
Group by stock group

GENERATE REPORT EXPORT REPORT

Calculate valuation by:
Material Cost Sub Contract Cost Labour Cost Unit Cost Unit Sales Value Lower of Unit Cost and Unit Sales Value

Stock Group / Stock Item / Location

Rechargeable Batteries

Rechargeable AA
Warehouse 395 10.00 0.00 0.00 10.00 20.00 3950

Rechargeable AAA
Warehouse 247 10.00 0.00 0.00 10.00 22.00 2470

Total 642 6420

Lithium-ion(Li-ion)

Lithium AA
Warehouse 1 125 10.00 0.00 0.00 10.00 23.00 1250

Lithium AAA
Warehouse 406 10.00 0.00 0.00 10.00 25.00 4060

Total 531 5310

Note: It is not possible to select 'Group by location' and 'Group by stock group' at the same time.

The filtered stock valuation report displayed to screen can be exported to excel csv file format by clicking on 'EXPORT REPORT':

stock_valuation.csv - Excel

File Home Insert Page Layout Formulas Data Review View Developer Add-ins Tell me what you want to do...

Clipboard Font Alignment Number

F9

	A	B	C	D	E	F	G	H	I	J	K	L	M
	Stock Group	Stock Item	Location	UoM	Quantity	Material	Sub Con	Labour	Unit Cost	Unit Price	Valuation		
1	Rechargeable Batteries	Rechargeable AA	Warehouse		395	10	0	0	10	20	3950		
2	Rechargeable Batteries	Rechargeable AAA	Warehouse		247	10	0	0	10	22	2470		
3	Lithium-ion(Li-ion)	Lithium AA	Warehouse	1	125	10	0	0	10	23	1250		
4	Lithium-ion(Li-ion)	Lithium AAA	Warehouse		406	10	0	0	10	25	4060		

Turnover report

The turnover report can be filtered by financial year, financial period and stock group:

Turnover Report

Financial Year: 2020
 Financial Period: Select Financial Period
 Date From:
 Date To:
 Project: Any
 Department: Any
 Customers: No customers selected Change selection
 Stock Type: Stock Item
 Stock Location: Any
 Stock Group: No stock group selected Change selection

This report may take a while to run.

[SEARCH](#) [CLEAR SEARCH](#) [EXPORT REPORT](#)

Note: costs based on stock valuation of stock item types only (all values exclude VAT); quantity based on sales UoM (Unit of Measure) and is net of returns.

Code	Name	Plan Qty	Order Qty	Delivered Qty	Turnover	Ave Price	Cost	Profit	Actions
<input type="checkbox"/> STKSTD	Stock Standard	0.000	0.000	1.000	£110.00	£100.00	£10.00	£10.00	+
<input type="checkbox"/> REC AA	Rechargeable AA	0.000	0.000	5.000	£100.00	£20.00	£80.00	£80.00	+
<input type="checkbox"/> REC AAA	Rechargeable AAA	0.000	0.000	3.000	£66.00	£22.00	£30.00	£36.00	+
<input type="checkbox"/> LIT AA	Lithium AA	0.000	0.000	5.000	£115.00	£23.00	£90.00	£65.00	+
<input type="checkbox"/> LIT AAA	Lithium AAA	0.000	0.000	4.000	£100.00	£25.00	£40.00	£60.00	+
Totals for all stocks (including stocks on other pages of this report)		0.000	0.000	18.000	£491.00	£200.00	£270.00	£221.00	

The report can be filtered by one or more stock groups using the 'Stock Group' filter:

Turnover Report

Financial Year: 2020
 Financial Period: Select Financial Period
 Date From:
 Date To:
 Project: Any
 Department: Any
 Customers: No customers selected Change selection
 Stock Type: Stock Item
 Stock Location: Any
 Stock Group: No stock group selected Change selection

This report may take a while to run.

[SEARCH](#) [CLEAR SEARCH](#) [EXPORT REPORT](#)

Note: costs based on stock valuation of stock item types only (all values exclude VAT); quantity based on sales UoM (Unit of Measure) and is net of returns.

Select Stock Group

Lithium(Ion) selected

☐ Select / unselect all shown
☐ Default Stock Group
☐ Lighting
☒ Electrical
☒ Batteries
☐ Alkaline Batteries
☐ Rechargeable Batteries
☒ Lithium(Ion) **selected**
☐ Nickel Cadmium(Ni-Cd)
☐ Fuel Cells
☐ Capacitors
☐ Solar Cells
☐ Batteries

[CONFIRM](#) [CANCEL](#)

Turnover Report

Financial Year: 2020
 Financial Period: Select Financial Period
 Date From:
 Date To:
 Project: Any
 Department: Any
 Customers: No customers selected Change selection
 Stock Type: Stock Item
 Stock Location: Any
 Stock Group: Lithium(Ion) selected Change selection

This report may take a while to run.

[SEARCH](#) [CLEAR SEARCH](#) [EXPORT REPORT](#)

Note: costs based on stock valuation of stock item types only (all values exclude VAT); quantity based on sales UoM (Unit of Measure) and is net of returns.

Code	Name	Plan Qty	Order Qty	Delivered Qty	Turnover	Ave Price	Cost	Profit	Actions
<input type="checkbox"/> LIT AA	Lithium AA	0.000	0.000	5.000	£115.00	£23.00	£90.00	£65.00	+
<input type="checkbox"/> LIT AAA	Lithium AAA	0.000	0.000	4.000	£100.00	£25.00	£40.00	£60.00	+
Totals for all stocks (including stocks on other pages of this report)		0.000	0.000	9.000	£215.00	£48.00	£90.00	£125.00	

The filtered turnover report displayed on screen can be exported to excel csv file format by clicking on 'EXPORT REPORT':

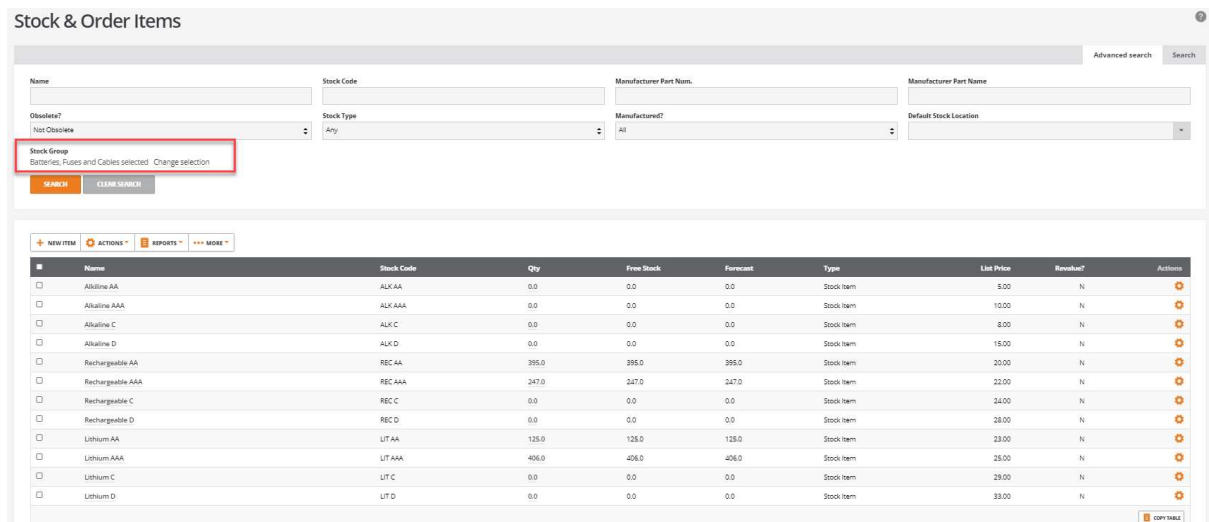
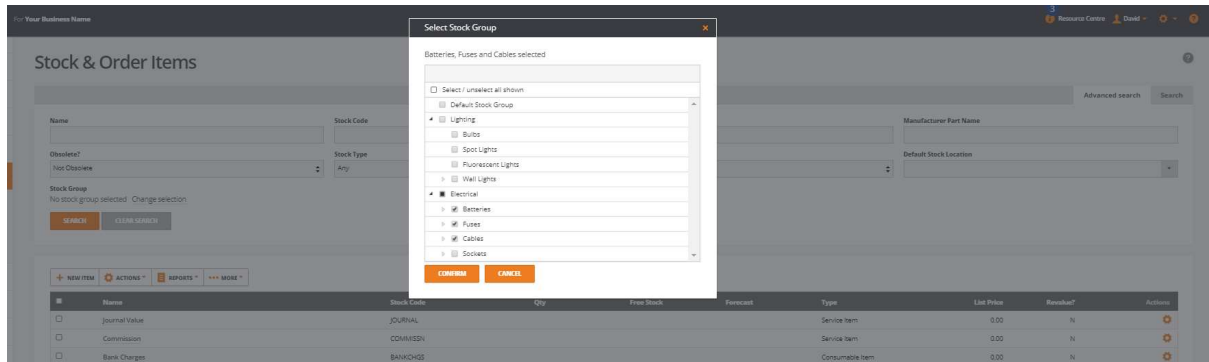
stock_turnover_report (1).csv - Excel

	A	B	C	D	E	F	G	H	I	J	K	L	M	N	O
1	Code	Name	Plan Qty	Order Qty	Delivered Qty	Turnover	Ave Price	Cost	Profit						
2	LIT AA	Lithium AA	0	0	5	115	23	50	65						
3	LIT AAA	Lithium AAA	0	0	4	100	25	40	60						
4															

Stock & Order Items – Advanced Search

From 'Stock & Order Items' a 'Stock Group' search function is available from the 'Advanced search' feature.

Selecting stock group/s will return the list of stock items:



Export Stock and Order Items

From the 'MORE' button an option to 'Export Stock and Order Items' provides the ability to export the filtered report to csv file format:

Stock & Order Items

Advanced search

Search

Name

Stock Code

Manufacturer Part Num.

Manufacturer Part Name

Obsolete?

Stock Type

Manufactured?

Default Stock Location

Stock Group

Statistics, Filters and Cables selected

Change selection

SEARCH

CLEAR SEARCH

NEW ITEM

ACTIONS

REPORTS

MORE

Import Bill of Materials

Import Items

Import Suggested Min/Max Stock for Locations

Export Stock & Order Items

Review Manufactured Items Cost

Update Stock Item (Bulk)

Name	Stock Code	Qty	Free Stock	Forecast	Type	List Price	Revenue?	Actions
<input type="checkbox"/> Alkline AA	ALK AA	0.0	0.0	0.0	Stock Item	5.00	N	
<input type="checkbox"/> Alkline AAA	ALK AAA	0.0	0.0	0.0	Stock Item	10.00	N	
<input type="checkbox"/> Alkline C	ALK C	0.0	0.0	0.0	Stock Item	20.00	N	
<input type="checkbox"/> Alkline D	ALK D	0.0	0.0	0.0	Stock Item	15.00	N	
<input type="checkbox"/> Rechargeable AA	REC AA	395.0	395.0	395.0	Stock Item	20.00	N	
<input type="checkbox"/> Rechargeable AAA	REC AAA	247.0	247.0	247.0	Stock Item	22.00	N	
<input type="checkbox"/> Rechargeable C	REC C	0.0	0.0	0.0	Stock Item	24.00	N	
<input type="checkbox"/> Rechargeable D	REC D	0.0	0.0	0.0	Stock Item	28.00	N	
<input type="checkbox"/> Lithium AA	LIT AA	125.0	125.0	125.0	Stock Item	23.00	N	
<input type="checkbox"/> Lithium AAA	LIT AAA	406.0	406.0	406.0	Stock Item	28.00	N	
<input type="checkbox"/> Lithium C	LIT C	0.0	0.0	0.0	Stock Item	29.00	N	
<input type="checkbox"/> Lithium D	LIT D	0.0	0.0	0.0	Stock Item	33.00	N	

COPY TABLE

Show 25

	A	B	C	D	E	F	G	H	I	J	K	L	M	N	O	P	Q
1	Stock Code	Stock Name	Stock Group Code	Descriptic	Main Supplier Account Code	Alternativ	Alternativ	Main Supr	Alternativ	Alternativ	Main Supr	Alternativ	Alternativ	Main Supr	Alternativ	Alternativ	Main Supr
2	ALK AA	Alkline AA	BAT-ALK														
3	ALK AAA	Alkaline AAA	BAT-ALK														
4	ALK C	Alkaline C	BAT-ALK														
5	ALK D	Alkaline D	BAT-ALK														
6	REC AA	Rechargeable AA	BAT-RECH		EVER01												GBP
7	REC AAA	Rechargeable AAA	BAT-RECH		EVER01												GBP
8	REC C	Rechargeable C	BAT-RECH														
9	REC D	Rechargeable D	BAT-RECH														
10	LIT AA	Lithium AA	BAT-LIT		EVER01									10			GBP
11	LIT AAA	Lithium AAA	BAT-LIT		EVER01									10			GBP
12	LIT C	Lithium C	BAT-LIT														
13	LIT D	Lithium D	BAT-LIT														
14																	