



Business Cloud Essentials 1.5.7

Release Notes

Copyright © Advanced Computer Software Group Ltd 2020

This document contains confidential and / or proprietary information. The content must not be disclosed to third parties without the prior written approval of Advanced Computer Software Group Limited or one of its subsidiaries as appropriate (each referred to as “Advanced”). External recipients may only use the information contained in this document for the purposes of evaluation of the information and entering into discussions with Advanced and for no other purpose.

Whilst Advanced endeavours to ensure that the information in this document is correct and has been prepared in good faith, the information is subject to change and no representation or warranty is given as to the accuracy or completeness of the information. Advanced does not accept any responsibility or liability for errors or omissions or any liability arising out of its use by external recipients or other third parties.

No information set out or referred to in this document shall form the basis of any contract with an external recipient. Any external recipient requiring the provision of software and/or services shall be required to enter into an agreement with Advanced detailing the terms applicable to the supply of such software and/or services and acknowledging that it has not relied on or been induced to enter into such an agreement by any representation or warranty, save as expressly set out in such agreement.

The software (if any) described in this document is supplied under licence and may be used or copied only in accordance with the terms of such a licence. Issue of this document does not entitle an external recipient to access or use the software described or to be granted such a licence.

The development of Advanced software is continuous and the published information may not reflect the current status. Any particular release of the software may not contain all of the facilities described in this document and / or may contain facilities not described in this document.

Advanced Computer Software Group Limited is a company registered in England and Wales with registration number 05965280 whose registered office is at Ditton Park, Riding Court Road, Datchet, Berkshire. SL3 9LL.

A full list of its trading subsidiaries is available at www.oneadvanced.com/legal-privacy

Version Control

Version History

Date	Version	Issued by	Changes
07-Nov-19	0.1	Bhavik Patel	Initial version
13-Nov-19	0.2	Komal Prajapati	Added Defects
14-Nov-19	0.3	David Rustell	Review content
15-Nov-19	1.0	David Rustell	Final version

INTRODUCTION

This document contains an overview of the new features, fixes and changes made to Business Cloud Essentials version 1.5.7. The key Features/Enhancements are:

- Analysis by Projects and Departments

FEATURES

DOCUMENTS - PROJECTS AND DEPARTMENTS

To improve the Profit & Loss and Manufacturing reporting and assist with the tracking of expenses and revenue, Project and Department codes have been extended to a number of documents.

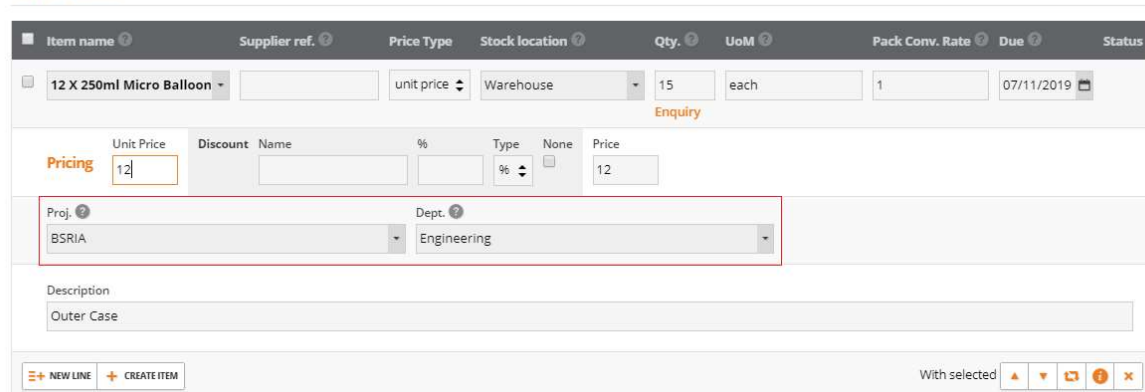
The Profit & Loss and Manufacturing reports can be filtered by the Project and Department codes.

The following documents have been modified to include the Project and Department fields:

PURCHASE ORDER

- The option to select Projects and Departments for stock items is available for each line item
- By default Project and Department codes will be inherited from the supplier account. If these are not setup for the supplier account the system will use the codes setup on the stock item
- Where no default codes are found at supplier account or stock item level the Project and Department line fields will be blank and the user can select the required values for each order item.

Order Items



Item name	Supplier ref.	Price Type	Stock location	Qty.	UoM	Pack Conv. Rate	Due	Status
12 X 250ml Micro Balloon		unit price	Warehouse	15	each	1	07/11/2019	

Enquiry

Pricing

Unit Price: 12, Discount: , Name: , %: , Type: , None: , Price: 12

Proj.: BSRIA, Dept.: Engineering

Description: Outer Case



NEW LINE, CREATE ITEM

With selected

PURCHASE INVOICE

- Project and Department fields are available for Purchase Invoice for stock items
- The Project and Department values are inherited from the Purchase order and can be changed on the Purchase invoice as required

Order Items

Item name ?	Supplier ref. ?	Price	Price Type	VAT	Qty. ?	UoM ?	UoM Conv. Rate ?
Dell - Core i7		500	unit price	0	10	each	1
Proj. ? PRD-MALL		Dept. ? Purchase					
+ NEW LINE + CREATE ITEM							With selected  

General

Transaction Type:	PurchasePriceVariance	Stock Item:	12 X 250ml Micro Balloons Outer Case (#OUT034)
Reconciled:	N	Stock Quantity:	
Accounting Date:	07/11/2019	Stock Location:	
Financial Period:		Debit Account:	Purchase Price Variance (#PPVAR)
Referenced Item:	Purchase Invoice 550	Credit Account:	Dulas (#DLS)
Reference Text:		Debit Value:	180.00 GBP
Project:	BSRIA	Credit Value:	180.00 GBP
Department:	Engineering	Debit VAT:	0.00 GBP
Created By:	Advanced Admin	Credit VAT:	0.00 GBP
Created Date:	07/11/2019		

DEPRECIATION ON ASSET PURCHASE

Depreciation that is posted at the start of each month will inherit the Project and Department values selected when originally purchasing the asset item.

PURCHASE CREDIT NOTE

- The Project and Department values selected on the Purchase Invoice are inherited on line items and the fields will be disabled for any changes.

Order Items

Item Name	Expense Acct.	Project	Dept.	Net Value	VAT Value	Credit Qty	Rtn. Qty	Stock Loc.	Prepaid Start	Prepaid End	Credit Unit Price	Rtn. Unit Price	Do not include?
12 X 250ml Micro Balloons Outer Case	n/a	BSRIA	Engineering	100	0.0	15.0	8	Warehouse					

General

Transaction Type:	CreditPriceVariance	Stock Item:	12 X 250ml Micro Balloons Outer Case (#OUT034)
Reconciled:	N	Stock Quantity:	
Accounting Date:	07/11/2019	Stock Location:	
Financial Period:		Debit Account:	Dulas (#DLS)
Referenced Item:	Purchase Credit Note 36	Credit Account:	Purchase Price Variance (#PPVAR)
Reference Text:		Debit Value:	100.00 GBP
Project:	BSRIA	Credit Value:	100.00 GBP
Department:	Engineering	Debit VAT:	0.00 GBP
Created By:	Advanced Admin	Credit VAT:	0.00 GBP
Created Date:	07/11/2019		

WORKS ORDER

In order to analyse the manufacturing report by Project and Department, Works orders can now be assigned to a Project or Department.

New Works Order

Order Details

Stock item (required) ?	Due date ?
12 X 250ml Micro Balloons Outer Case	15/11/2019
Project	Department
BSRIA	Production
Quantity ?	UoM
1	each
Enquiry	
Normal Batch Quantity: 1	
Stock Location (required)	
Warehouse	

- Project and Department values can be selected at the header level of a Works order
- Default Project and Department values can be configured for manufactured items. This will be displayed and can be changed as required
- Project and Department values can be changed during the completion of the Works order
- Component items will inherit the Project and Department values selected from the parent item
- The show page of Works orders shall display the selected Project and Department values

Works Order: 471

General		Notes	Files
Planned		Achieved	
Repair?:	N	Cancelled? :	
Stock Item Code:	BOT027	Completed Quantity:	
Stock Name:	250ml Bottle - Micro Balloons	Scrapped Quantity:	
Job Card Ref:		Actual Hours:	
Sales Order:		Completed Date:	
Order Quantity:	1.0		
Estimated Hours:			
Due Date:	17/10/2019		
Invoice:			
Stock Location:	Warehouse		
Project:	BSRIA		
Department:	Production		

REPAIR ORDER

- Project and Department values are included for component items on Repair orders
- The Project and Department values selected can be changed during the completion of Repair orders
- The show page of Repair orders will display the Project and Department values selected when creating or editing a Repair order

Components

Item	Qty	Used Qty	UoM	Stock Location	Project	Department	Sort
12 X 250ml Micro Balloo	0.0	0.0		Warehouse	BSRIA	Production	▲▼ x
Enquiry							

+ COMPONENT
SORT

- When creating a Sales invoice for a completed Repair order the Project and Department values are inherited from the Repair order component items. This can be changed on the Sales invoice as required

SUPPLY ORDER

- Project and Department values selected in Sales order line items are inherited when creating a Supply order
- The Project and Department values can be changed from the Supply order screen for Purchase orders and Works orders

Sales Order Items

Stock / Order Item	Order Qty	Equiv Stock Qty	Current Stock Qty	Due Date	Order Type
▼ Bottle White 1L PET S-Shape 80205570 (#BOT009)	3.0	3.0	58355.0	07/11/2019	Works Order

Type
Works Order

Stock Location
Warehouse

Project
BSRIA

Department
IT

Quantity
3.0

Enquiry

Stock Component	Quantity	Stock Location
12 X 250ml Micro Balloons Outer Case	3.0	Warehouse
250ml Bottle - Micro Balloons	3.0	Warehouse

Notes

Sales Order Item Description:
1 litre spec revision 5. White. Export 530998. Uk 530998. Cust ref 80205570. Spec with bayer. Material: 100% recycled pet. Weight 50g. +/- 1g tolerance. Overflow capacity 1110ml, +/- 10ml tolerance. Top load 8kgf minimum. Minimum side wall, 0.2mm. Packed

▼ 12 X 250ml Micro Balloons Outer Case (#OUT034)	5.0	5.0	16.0	07/11/2019	Purchase Order
--	-----	-----	------	------------	----------------

Type
Purchase Order

Supplier
A170mP

Currency Code
GBP: Home Currency (GBP)

Supplier Stock Ref.

Price Each
0.0

Stock Location
Warehouse

Project
BSRIA

Department
Engineering

Quantity
5.0

UoM
each

Conv. Rate
1.0

Enquiry

CREATE ORDERS

SKIP

STOCK ADJUSTMENT

- Project and Department values can be selected for stock items when creating Stock adjustments. This can be analysed from the manufacturing report by applying the filters for Projects and Departments.

- The Stock adjustment will display the default Project and Department values provided they setup on the stock item. The Project and Department values can be changed on the Stock Adjustment as required

Stock Adjustments

General

Adjustment Type (required)

☐ stock count
 ☒ stock gain
 ☐ stock loss

Stock Location (required)

Warehouse

Tip: if you choose stock gain or stock loss you can use a - symbol to adjust in the opposite direction.

Items

Stock / Order Item	Project	Department	System Qty	Qty	New System Qty	Narrative	Reference
12 X 250ml Micro	BSRIA	Engineering	16	45	61		

Serial numbers 1 serial numbers;

Qty 45,00 S/N VERSION A 28.11.18 Expiry 28/11/2019

[Serial Number Enquiry](#)

- Stock adjustments with Projects and Departments can be imported using the Stock adjustment import template. Users are required to add the Project ID and Department ID in import template (using the ID as displayed from the listing screen of Project and Department).

Note: - In upcoming releases, to assist the user, the Stock adjustment import template will be modified to include Project Name and Department Name replacing the Project and Department ID.

TRIAL BALANCE IMPORT

- The option to select Project and Department values from the import preview of the trial balance is available
- The Project and Original Department values can be reviewed and changed from the preview screen as required
- Project and Department selection is disabled for accounts whose account type is not of Revenue or Expenses type

Accounting Date

07/11/2019

Import?	Original Account Code	Original Account Name	Original Project	Original Department	Value	New Account	Current Account Value	Total Account Value Added	New Project	New Department	Advice
<input checked="" type="checkbox"/>	3001	EU Sales	SRV	Sales	-3000.0	Default Sales	-762515.79	-3000.00	BSRIA	Engineering	
<input checked="" type="checkbox"/>	4001	Purchases	Ellis Bridge	Procurement	2100.0	Overhead Mis	1014.42	2100.00	BSRIA	Warehouse	

IMPORT

SAVE FOR LATER

BACK

OPENING BALANCE

- Project and Department values can be included when adding opening balances for Revenue and Expense type accounts
- Project and Department values are only available for Revenue or Expenses type accounts

General Lines ?

Account	Project	Department	DR Value (GBP)	CR Value (GBP)
1 DRUG BOOTH - NORTHGA			2000	
Default Sales Account	BSRIA	Engineering		1200

+

GENERAL LINE

OTHER FEATURES

UPLOAD FILE FOR CUSTOMER ACCOUNTS

- Customer documents can be uploaded from the 'Files' tab on the customer account show screen





Customer: Apex Frozen Limited

General Documents and Transactions Assigned Contacts Notes Files

Choose File

BROWSE...

UPLOAD

File Name	Description	Size	Uploaded	Download	Delete
Other Terms.docx		113 KB	08/11/2019 05:37:45		×
Contract Terms.docx		113 KB	08/11/2019 05:35:54		×

EDIT

BACK

ASSIGNED CONTACT JOB TITLE – CUSTOMER





- For customer and supplier accounts, a Job title for a contact has been added to the details displayed in the Assigned contacts tab.

Customer: Apex Frozen Limited

General Documents and Transactions Assigned Contacts Notes Files

Filter by name...

+ New

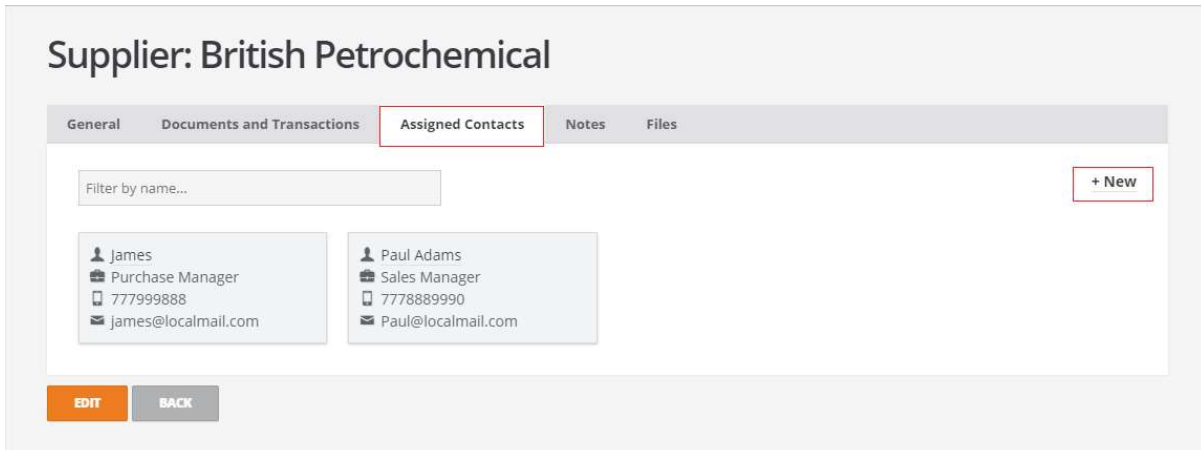
 Paul Adams
 Sales Manager
 7778889990
 Paul@localmail.com

EDIT

BACK

ASSIGNED CONTACT – SUPPLIER









- For supplier accounts, all contacts can be displayed from the 'Assigned Contacts' tab.
- The following contact fields can be viewed and edited:
 - Contact Name
 - Job Title
 - Mobile
 - Business email



Supplier: British Petrochemical

General Documents and Transactions **Assigned Contacts** Notes Files

Filter by name... [+ New](#)

 James  Purchase Manager  777999888  james@localmail.com	 Paul Adams  Sales Manager  7778889990  Paul@localmail.com
---	---

[EDIT](#) [BACK](#)

Filter by name...

Users may search the list of contacts by entering all or part of a contact name. This will return all contacts containing the text entered.

+New

New contacts can be created using the '+New' link to open the new contact screen. When used, the selected link is opened as a separate tab.

IMPORT/EXPORT CUSTOM DOCUMENT

An option to export Custom document templates from BCE and to import exported templates to another BCE instance is available.

- An Import and Export custom documents option is available from the Action menu
- When exported, a JSON type file is exported and the files can be imported to another BCE system as required

Custom Documents

+ NEW TEMPLATE		⚙ ACTIONS							
	Name	Show		Record Type	Default	Disabled	Last Modified	Actions	
<input checked="" type="checkbox"/>	Standard S	Show		Invoice	Sales Quote Pro Forma (Standard)	Y	N	16/07/2019	⚙
<input type="checkbox"/>	Standard S	Edit			Sales Order (Standard)	Y	N	16/07/2019	⚙
<input type="checkbox"/>	Standard S	Copy		Invoice	Sales Order Pro Forma (Standard)	Y	N	16/07/2019	⚙
<input type="checkbox"/>	Standard S	Export			Sales Credit Note (Standard)	Y	N	16/07/2019	⚙
<input type="checkbox"/>	Standard S	Import			Sales Invoice (Standard)	Y	N	26/07/2019	⚙
<input type="checkbox"/>	Standard S	Set as Default							
<input type="checkbox"/>	Standard S	Disable							
<input type="checkbox"/>	Standard S	Enable							

- Documents can only be exported one at a time. If the user selects multiple documents the export option is disabled
- While importing templates users must import files of JSON file type

Note: In conjunction with this change the Import and Export functions have been removed from the Custom Document editor

Import Template

General

Note: If you change record type you may need to check the data fields in the new template.

Record Type

Sales Quote

Name (required)

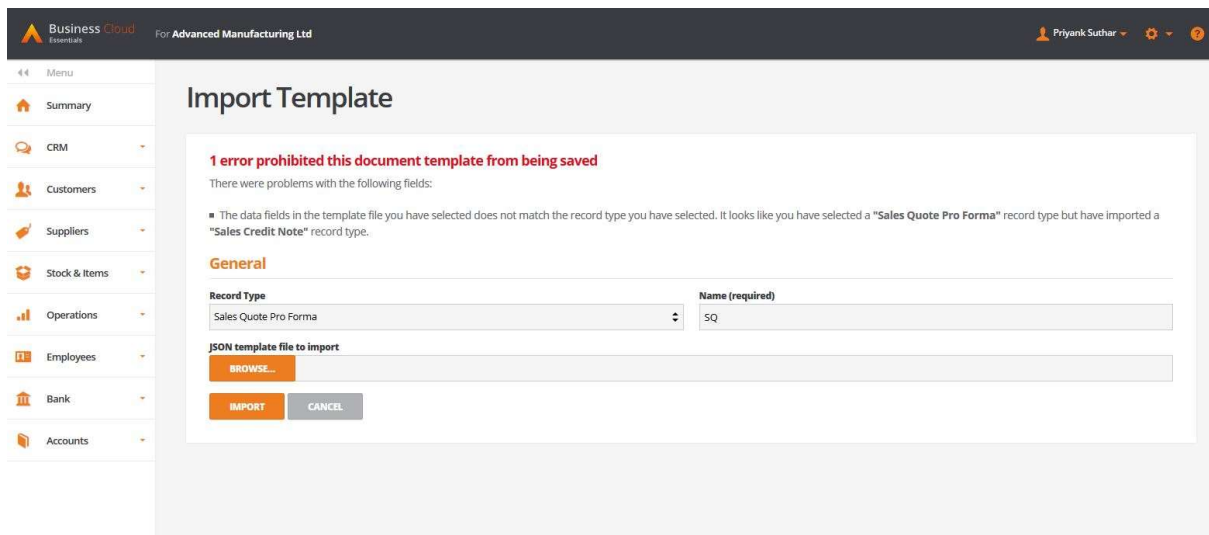
JSON template file to import

BROWSE...

IMPORT

CANCEL

- When imported, the user is directed to the custom document editor displaying the imported template
- If a JSON file is imported using a different record type to the original template, the following message is displayed.



Business Cloud Essentials For **Advanced Manufacturing Ltd** Priyank Suthar

Import Template

1 error prohibited this document template from being saved

There were problems with the following fields:

- The data fields in the template file you have selected does not match the record type you have selected. It looks like you have selected a "Sales Quote Pro Forma" record type but have imported a "Sales Credit Note" record type.

General

Record Type

Sales Quote Pro Forma

Name (required)

SQ

JSON template file to import

BROWSE...

IMPORT CANCEL

- If user attempts to import any other file type than of JSON type the system will return an warning message

DEFECTS

JIRA ID	TITLE	RESOLUTION
HBCE-1777	Terms and Conditions attached to documents are positioned incorrectly on the page.	<p><u>Problem:</u> Preview of trade of terms in custom documents was not aligned properly and display issues with overlapping of lines.</p> <p><u>Solution:</u> Resolved. Now displaying correctly.</p>
HBCE-3931	System error on an invoice generation.	<p><u>Problem:</u> System error when generating invoice from a GRN when there were more than 200-300 line items.</p> <p><u>Solution:</u> This issue has been resolved.</p>
HBCE-4011	Custom documents - issue with resizing table element.	<p><u>Problem:</u> 'Table' element had no size controls in the corners of the whole element.</p> <p><u>Solution:</u> Table height is automatically adjusts based on the table content.</p>
HBCE-4012	Custom documents - editor scaling	<p><u>Problem:</u> When system navigation menus were set to the top position rather than the side position the editor for custom documents re-scaled into a letterbox view rather than using its regular full screen.</p> <p><u>Solution:</u> Now for the top menu view, the position of the editor space displays correctly.</p>
HBCE-4050	MRP line misalignment.	<p><u>Problem:</u> Horizontal scroll bar was misaligned with table data and item and was only partially appearing.</p> <p><u>Solution:</u> This now works correctly.</p>

HBCE-4061	Custom field not imported.	<p><u>Problem:</u></p> <p>Importing customers with special characters was throwing errors on import.</p> <p><u>Solution:</u></p> <p>Importing customer accounts with special character is allowed.</p>
HBCE-4219	Project Performance Report issue.	<p><u>Problem:</u></p> <p>Project Performance Report was calculating incorrectly in the "Planned turnover" field.</p> <p><u>Solution:</u></p> <p>This issue has been resolved.</p>