



Business Cloud Essentials 1.5.5

Release Notes

Copyright © Advanced Computer Software Group Ltd 2019

This document contains confidential and / or proprietary information. The content must not be disclosed to third parties without the prior written approval of Advanced Computer Software Group Limited or one of its subsidiaries as appropriate (each referred to as “Advanced”). External recipients may only use the information contained in this document for the purposes of evaluation of the information and entering into discussions with Advanced and for no other purpose.

Whilst Advanced endeavours to ensure that the information in this document is correct and has been prepared in good faith, the information is subject to change and no representation or warranty is given as to the accuracy or completeness of the information. Advanced does not accept any responsibility or liability for errors or omissions or any liability arising out of its use by external recipients or other third parties.

No information set out or referred to in this document shall form the basis of any contract with an external recipient. Any external recipient requiring the provision of software and/or services shall be required to enter into an agreement with Advanced detailing the terms applicable to the supply of such software and/or services and acknowledging that it has not relied on or been induced to enter into such an agreement by any representation or warranty, save as expressly set out in such agreement.

The software (if any) described in this document is supplied under licence and may be used or copied only in accordance with the terms of such a licence. Issue of this document does not entitle an external recipient to access or use the software described or to be granted such a licence.

The development of Advanced software is continuous and the published information may not reflect the current status. Any particular release of the software may not contain all of the facilities described in this document and / or may contain facilities not described in this document.

Advanced Computer Software Group Limited is a company registered in England and Wales with registration number 05965280 whose registered office is at Ditton Park, Riding Court Road, Datchet, Berkshire. SL3 9LL.

A full list of its trading subsidiaries is available at www.oneadvanced.com/legal-privacy

Version Control

Version History

Date	Version	Issued by	Changes
14-Aug-19	1	Komal & Bhavik	Initial version
20-Aug-19	2	David and Sian	Reviewed and updated content

INTRODUCTION

This document contains an overview of the new features, fixes and changes made to Business Cloud Essentials version 1.5.5. The key Features/Enhancements are:

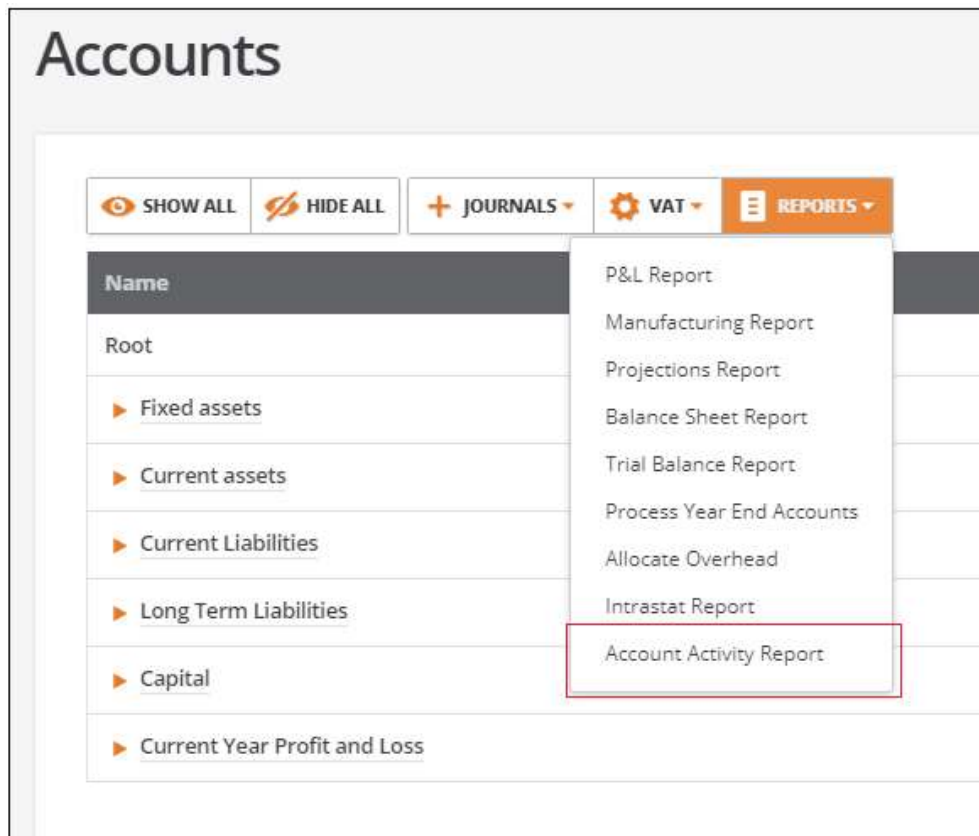
- Accounts Activity Report
- Stock Activity Report

FEATURES

ACCOUNTS - ACCOUNT ACTIVITY REPORT

A new 'Account Activity Report' report is available from the 'Reports' section of 'Accounts'.

The report is a revised version of the Account Activity Report providing improvements to the presentation and to deliver more relevant information to the user.



NEW ACCOUNT ACTIVITY REPORT – KEY CHANGES

The Account Activity Report has been redesigned to show:

Transaction entry separating debit and credit values

Consolidated and relevant transaction detail removing the requirement to print account activity reports for Trader, General Ledger, and VAT accounts individually

Print accounts at summary, multiple or individual levels

For example, the following illustrates a typical Sales Activity Report:

New Account Activity Report Format:

Account Activity Report

Date From
02/08/2019

Date To
02/08/2019

Project
Any

Department
Any

Zero Value Transactions
Show

Transaction Num.
136724

Transaction Type
Any

Accounts
No accounts selected [Change selection](#)

SEARCH

CLEAR SEARCH

EXPORT REPORT

Num.	Date	Account Name	Transaction type	VAT Rate	Dr Val. GBP	Cr Val. GBP
136724	02/08/2019	Alice factory	SalesInvoice	20.0%	1,200.00	0.0
136724	02/08/2019	Default Sales Account	SalesInvoice	20.0%	0.0	1,000.00
136724	02/08/2019	VAT	SalesInvoice	20.0%	0.0	200.00
Total					1200.0	1200.0

Original Account Activity Report Format:

The previous Account Activity Report required three separate reports to be run for the trader, default sales account and VAT.

1. Default Sales Account Activity Report:

Account Activity for Default Sales Account

Date From
02/08/2019

Date To
02/08/2019

Project
Any

Department
Any

Stock Item

Vat Type
Any

Transaction Side
both

Send Results To
None

[See the new view](#)

SEARCH

CLEAR SEARCH

Num.	Date	Transaction type	Reference	Narrative	Value GBP	VAT GBP	Total GBP	Payment
136707	02/08/2019	SalesInvoice	Invoice 1188		-2,518.02	0.00	-2,518.02	
136711	02/08/2019	SalesInvoice	Invoice 1188		-19.98	0.00	-19.98	
136716	02/08/2019	SalesInvoice	Invoice 1189		-108.09	0.00	-108.09	
136720	02/08/2019	SalesInvoice	Invoice 1190		-3,150.00	0.00	-3,150.00	
136724	02/08/2019	SalesInvoice	Invoice 1191		-1,000.00	-200.00	-1,200.00	
136728	02/08/2019	SalesInvoice	Invoice 1192		-800.00	-40.00	-840.00	

2. Trader Account Activity Report:

Account Activity for Alice Factory

Date From
02/08/2019

Date To
02/08/2019

Project
Any

Department
Any

Stock Item

Vat Type
Any

Transaction Side
both

Activity Type
Any

Send Results To
None

[See the new view](#)

SEARCH

CLEAR SEARCH

Num.	Date	Transaction type	Our Reference	Customer Ref.	Narrative	Value GBP	VAT GBP	Total GBP	Payment
136707	02/08/2019	SalesInvoice	Invoice 1188			2,518.02	0.00	2,518.02	
136711	02/08/2019	SalesInvoice	Invoice 1188			19.98	0.00	19.98	
136716	02/08/2019	SalesInvoice	Invoice 1189	ref-3555		108.09	0.00	108.09	
136720	02/08/2019	SalesInvoice	Invoice 1190			3,150.00	0.00	3,150.00	
136724	02/08/2019	SalesInvoice	Invoice 1191			1,200.00	0.00	1,200.00	

3. VAT Account Activity Report:

Account Activity for Vat

Date From
02/08/2019

Date To
02/08/2019

Project
Any

Department
Any

Stock Item

Vat Type
Any

Transaction Side
both


Send Results To
None

SEARCH

CLEAR SEARCH

[See the new view](#)

Num.	Date	Transaction type	Reference	Narrative	Value GBP	VAT GBP	Total GBP	Payment
136724	02/08/2019	SalesInvoice	Invoice 1191		0.00	-200.00	-200.00	
136728	02/08/2019	SalesInvoice	Invoice 1192		0.00	-40.00	-40.00	

 COPY TABLE

Zero Value Transactions

Hide

Transaction Num.

Transaction Type

Any

Accounts

No accounts selected selection

Change

SEARCH

CLEAR SEARCH

EXPORT REPORT

COLUMNS

Num.	Date	Account Name	Transaction type	VAT Rate	Dr Val. GBP	Cr Val. GBP
136707	02/08/2019	Alice factory	Salesinvoice	0.0%	2,518.02	0.0
136707	02/08/2019	Default Sales Account.	Salesinvoice	0.0%	0.0	2,518.02
136708	02/08/2019	Stock Cost of Sales	MaterialCostOfSale	0.0%	942.33	0.0
136708	02/08/2019	Material Cost	MaterialCostOfSale	0.0%	0.0	942.33
136710	02/08/2019	Stock Cost of Sales	LabourCostOfSale	0.0%	592.76	0.0
136710	02/08/2019	Labour Cost	LabourCostOfSale	0.0%	0.0	592.76
136711	02/08/2019	Alice factory	Salesinvoice	0.0%	19.98	0.0
136711	02/08/2019	Default Sales Account	Salesinvoice	0.0%	0.0	19.98

Zero Value Transactions
Show

Transaction Num.

Transaction Type
Any

Accounts
No accounts selected Change selection

SEARCH CLEAR SEARCH EXPORT REPORT

Num.	Date	Account Name	Transaction type	VAT Rate	Dr Val, GBP	Cr Val, GBP
136707	02/08/2019	Alice factory	SalesInvoice	0.0%	2,518.02	0.0
136707	02/08/2019	Default Sales Account	SalesInvoice	0.0%	0.0	2,518.02
136708	02/08/2019	Stock Cost of Sales	MaterialCostOfSale	0.0%	942.33	0.0
136708	02/08/2019	Material Cost	MaterialCostOfSale	0.0%	0.0	942.33
136709	02/08/2019	Stock Cost of Sales	SubConCostOfSale	0.0%	0.00	0.00
136709	02/08/2019	Sub Contract Cost	SubConCostOfSale	0.0%	0.0	0.00
136710	02/08/2019	Stock Cost of Sales	LabourCostOfSale	0.0%	592.76	0.0

Transaction Num.:

Report by selected transaction number

Transaction Type:

Report by selected transaction type

Accounts:

New feature introduced to generate report based on combinations of accounts by:

Summary

Multiple Accounts

Single Accounts

Department
Any

Accounts
No accounts selected Change selection

Select Accounts

Trading Stock and MISC STOCK selected

☐ Select / unselect all shown

☐ Fixed assets

☒ Current assets

☒ Stock

☒ Trading Stock

☒ MISC STOCK

☐ Trading Stock2

☐ Stock3

☐ Customer (Debtor) Ledger

☐ Prepayments

☐ Bank and Cash

☐ Current Liabilities

☐ Long Term Liabilities

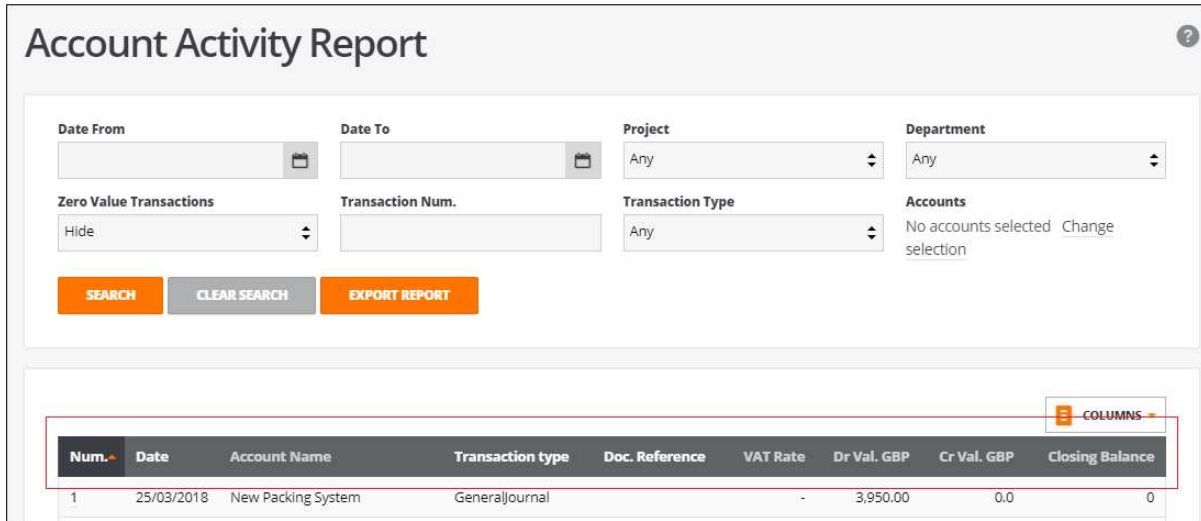
☐ Capital

☐ Current Year Profit and Loss

CONFIRM CANCEL

ACCOUNT ACTIVITY REPORT - COLUMNS

To improve reporting flexibility, users can configure the Account Activity Report columns that are reported to screen or exported.



Account Activity Report

Date From: Date To: Project: Department:

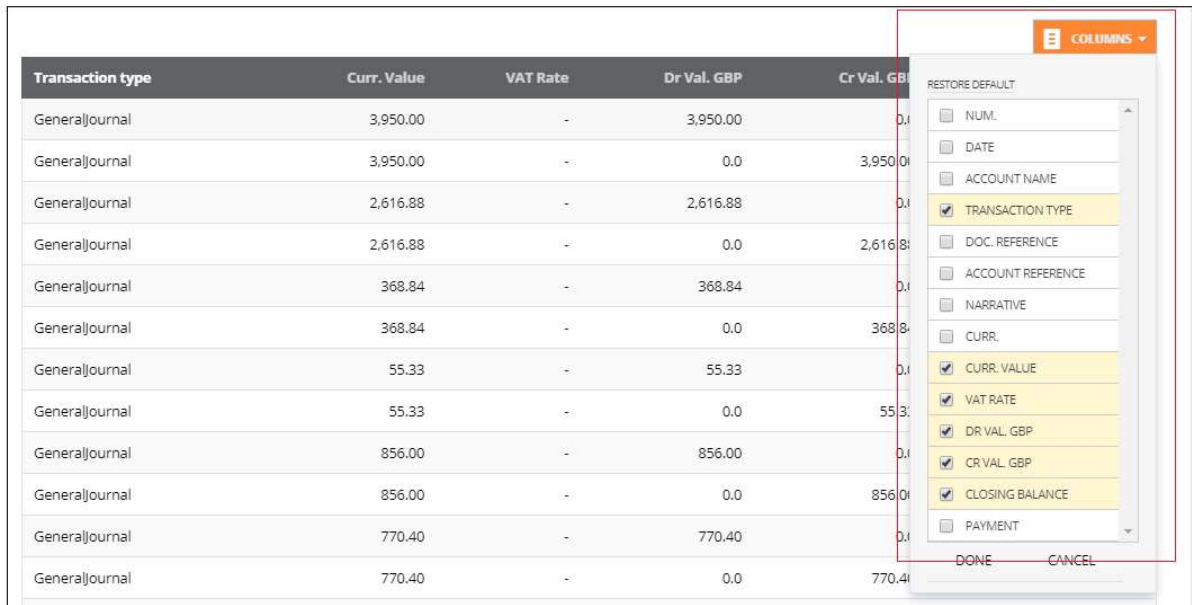
Zero Value Transactions: Transaction Num.: Transaction Type: Accounts:

SEARCH **CLEAR SEARCH** **EXPORT REPORT**

Num.	Date	Account Name	Transaction type	Doc. Reference	VAT Rate	Dr Val. GBP	Cr Val. GBP	Closing Balance
1	25/03/2018	New Packing System	General Journal		-	3,950.00	0.0	0

COLUMNS

Using the 'COLUMNS' button users can customise their Account Activity Report by selecting or deselecting the report columns.



Transaction type	Curr. Value	VAT Rate	Dr Val. GBP	Cr Val. GBP
General Journal	3,950.00	-	3,950.00	0.0
General Journal	3,950.00	-	0.0	3,950.00
General Journal	2,616.88	-	2,616.88	0.0
General Journal	2,616.88	-	0.0	2,616.88
General Journal	368.84	-	368.84	0.0
General Journal	368.84	-	0.0	368.84
General Journal	55.33	-	55.33	0.0
General Journal	55.33	-	0.0	55.33
General Journal	856.00	-	856.00	0.0
General Journal	856.00	-	0.0	856.00
General Journal	770.40	-	770.40	0.0
General Journal	770.40	-	0.0	770.40

COLUMNS

RESTORE DEFAULT

- ☐ NUM.
- ☐ DATE
- ☐ ACCOUNT NAME
- ☒ TRANSACTION TYPE
- ☐ DOC. REFERENCE
- ☐ ACCOUNT REFERENCE
- ☐ NARRATIVE
- ☐ CURR.
- ☒ CURR. VALUE
- ☒ VAT RATE
- ☒ DR VAL. GBP
- ☒ CR VAL. GBP
- ☒ CLOSING BALANCE
- ☐ PAYMENT

DONE **CANCEL**

Tick the columns to be displayed and click on 'Done' to store the selected columns to view in the report.

These columns preference settings are saved and stored for each user.

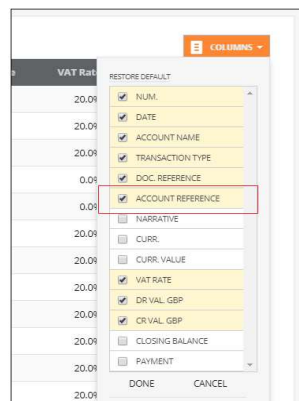
The 'RESTORE DEFAULT' option permits the selected columns to be reset to their original settings if required.

ACCOUNT ACTIVITY REPORT - NEW COLUMNS

The following columns have been introduced to the Account Activity Report:

- Account Name:** To support reports returning multiple accounts, an 'Account Name' column is included
- Account Reference:** The 'Account Reference' is used when creating Sales and Purchase invoices.

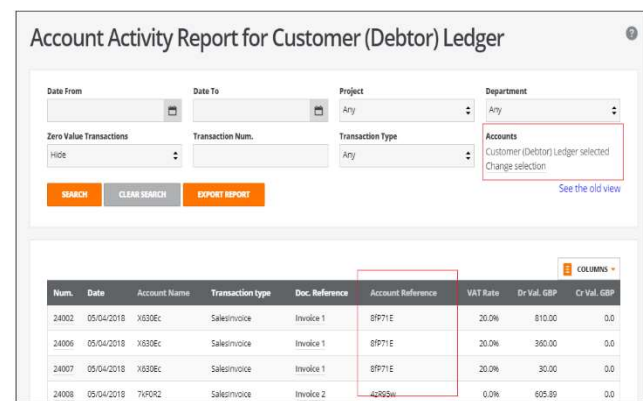
This column can only be selected where Customer and Supplier accounts are selected for reporting and cannot be used in conjunction with other account types.



RESTORE DEFAULT

- ☒ NUM.
- ☒ DATE
- ☒ ACCOUNT NAME
- ☒ TRANSACTION TYPE
- ☒ DOC. REFERENCE
- ☒ ACCOUNT REFERENCE
- ☐ NARRATIVE
- ☐ CURR.
- ☐ CURR. VALUE
- ☒ VAT RATE
- ☒ DR VAL. GBP
- ☒ CR VAL. GBP
- ☐ CLOSING BALANCE
- ☐ PAYMENT

DONE CANCEL



Account Activity Report for Customer (Debtor) Ledger

Date From: [] Date To: [] Project: Any Department: Any

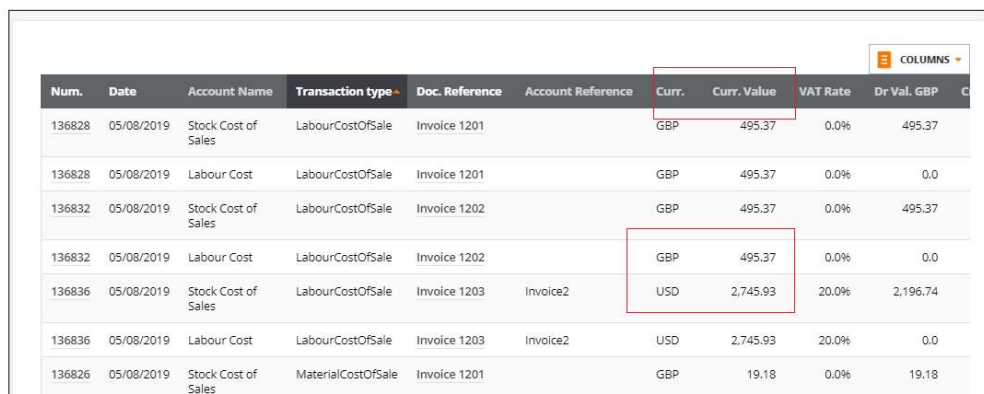
Zero Value Transactions: Hide Transaction Num.: [] Transaction Type: Any

Accounts: Customer (Debtor) Ledger selected

SEARCH CLEAR SEARCH EXPORT REPORT

See the old view

- Currency:** Displays the transaction currency
- Currency Value:** Displays the transaction currency value



Num.	Date	Account Name	Transaction type	Doc. Reference	Account Reference	Curr.	Curr. Value	VAT Rate	Dr Val. GBP	Cr Val. GBP
136828	05/08/2019	Stock Cost of Sales	LabourCostOfSale	Invoice 1201		GBP	495.37	0.0%	495.37	
136828	05/08/2019	Labour Cost	LabourCostOfSale	Invoice 1201		GBP	495.37	0.0%	0.0	
136832	05/08/2019	Stock Cost of Sales	LabourCostOfSale	Invoice 1202		GBP	495.37	0.0%	495.37	
136832	05/08/2019	Labour Cost	LabourCostOfSale	Invoice 1202		GBP	495.37	0.0%	0.0	
136836	05/08/2019	Stock Cost of Sales	LabourCostOfSale	Invoice 1203	Invoice2	USD	2,745.93	20.0%	2,196.74	
136836	05/08/2019	Labour Cost	LabourCostOfSale	Invoice 1203	Invoice2	USD	2,745.93	20.0%	0.0	
136826	05/08/2019	Stock Cost of Sales	MaterialCostOfSale	Invoice 1201		GBP	19.18	0.0%	19.18	

- VAT Rate:** Shows the VAT rate applied to the transaction line

Closing Balance:

Displays the accounts balance

Closing balance = Balance at previous transaction **+ADD** Debit Amount **–LESS** Credit amount.

NOTE: The Closing Balance remains static at each transaction, i.e. applying a filter will not change the closing balance at transaction level.

COLUMNS				
Reference	VAT Rate	Dr Val. GBP	Cr Val. GBP	Closing Balance
	-	905.89	0.0	-25,852.11
	-	1,765.27	0.0	-24,086.84
	-	44.88	0.0	-24,041.96
	-	125.00	0.0	-23,916.96
	-	2,589.00	0.0	-21,327.96
	-	289.00	0.0	-21,038.96
	-	550.00	0.0	-20,488.96
	-	16,453.96	0.0	-28,687.88

ACCOUNT ACTIVITY REPORT - NUMBER OF TRANSACTIONS DISPLAYED TO SCREEN

By default the Account Activity Report will return 25 lines to screen. This can be extended using the 'Show More' option and selecting the required number of lines:

3283	31/03/2018	Stock Adjustments	MaterialStockGain	Stock 7611
3286	31/03/2018	Material Cost	MaterialStockGain	Stock 8295
3286	31/03/2018	Stock Adjustments	MaterialStockGain	Stock 8295
3289	31/03/2018	Material Cost	MaterialStockGain	Stock 6699
3289	31/03/2018	Stock Adjustments	MaterialStockGain	Stock 6699
<div> <div>50</div> <div>25</div> <div>50</div> <div>100</div> <div>500</div> <div>1000</div> </div> <div>Show More</div>				

ACCOUNT ACTIVITY REPORT – TOTAL VALUES

Debit and Credit totals have been introduced and are displayed at the foot of the Account Activity Report.

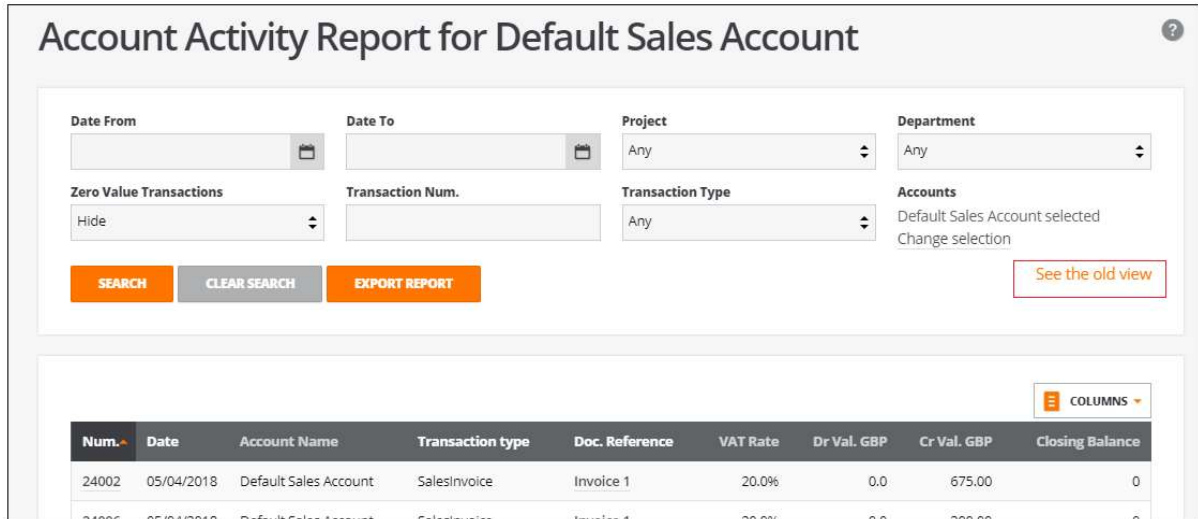
24	25/03/2018	Opening Balance	GeneralJournal	-	35.13	0.0
24	25/03/2018	Printer	GeneralJournal	-	0.0	35.13
25	25/03/2018	Novatech Computer	GeneralJournal	-	908.34	0.0
25	25/03/2018	Opening Balance	GeneralJournal	-	0.0	908.34
				25	Showing 25 of 5	
				Total 107753233.59 107753233.59		

NOTE: The total values will change according to the filters applied.

ACCOUNT ACTIVITY REPORT - ACCESSING OLD ACTIVITY REPORT

To maintain continuity for users who may require reference to the original Account Activity Report format, a hyperlink is provided, 'See the old view'.

When viewing the original format report, an option, 'See the new view' is available to return the user to the new report format.



Num.	Date	Account Name	Transaction type	Doc. Reference	VAT Rate	Dr Val. GBP	Cr Val. GBP	Closing Balance
24002	05/04/2018	Default Sales Account	SalesInvoice	Invoice 1	20.0%	0.0	675.00	0
24006	05/04/2018	Default Sales Account	SalesInvoice	Invoice 1	20.0%	0.0	200.00	0

NOTE: The feature to display the original format, 'See the old view' is only supported for individual accounts or summary level accounts which were available reporting options in the original system.

Any report filters applied to the new Account Activity Reports will not be retained when switching to display the original Account Activity Reports or vice versa.

ACCOUNT ACTIVITY REPORT - EXPORT REPORT

Account Activity Reports can be exported to CSV format using the EXPORT REPORT option.

The CSV export respects all filtered options and column configurations selected when generating the report.

Account Activity Report

Date From

Date To

Project
Any

Department
Any

Zero Value Transactions
Hide

Transaction Num.

Transaction Type
Any

Accounts
Fixed assets and Current assets selected
[Change selection](#)

SEARCH

CLEAR SEARCH

EXPORT REPORT

Num.	Date	Account Name	Transaction type	Doc. Reference	VAT Rate	Dr Val. GBP	Cr Val. GBP
1	25/03/2018	New Packing System	General Journal		-	3,950.00	0.0
2	25/03/2018	New Packing System	General Journal		-	0.0	2,616.88

NOTE: The exported CSV report will not contain closing balances.

ACCOUNT ACTIVITY REPORT – APPLICATION OF REPORT

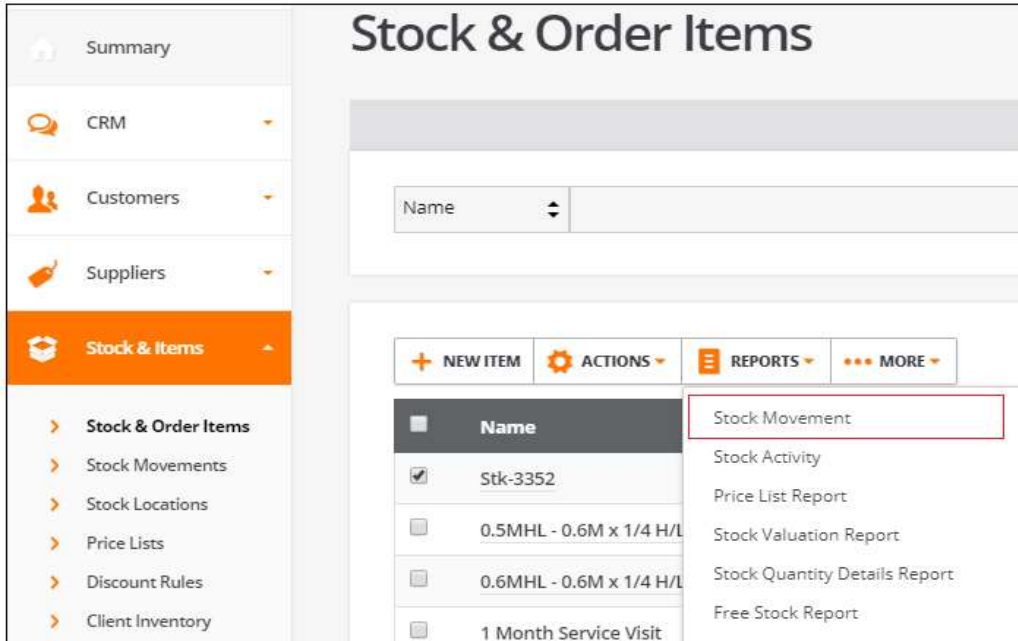
The new Account Activity Report format is implemented across the BCE application and is used when printing activity reports from the following areas of the system:

- Customer Account > Reports > Activity Report
- Supplier Account > Reports > Activity Report
- Bank Accounts > Reports > Activity Report
- Asset > Reports > Activity Report
- Finance Agreement > Reports > Activity Report
- Aged Creditors report > Reports > Activity Report
- Supplier > Turnover report > Reports > Activity Report
- Supplier Show screen > Debit and Credit Transactions > View More:
- Aged Debtors report > Reports > Activity Report
- Customer > Turnover Report > Activity Report
- Customer Show screen > Debit and Credit Transactions > View More:
- Accounts > Reports> Manufacturing Report - On selection of any account
- Accounts > Reports> Balance Sheet Report - On selection of any account

STOCK MOVEMENT REPORT

A new 'Stock Movement' report has been added to the REPORT section of Stock and Order Items.

This report displays stock quantities, reporting on stock purchased and sold and of stock movements and quantities by location.



The screenshot displays the 'Stock & Order Items' interface. On the left is a sidebar with a navigation menu containing 'Summary', 'CRM', 'Customers', 'Suppliers', and 'Stock & Items' (which is highlighted). Under 'Stock & Items', there are sub-items: 'Stock & Order Items', 'Stock Movements', 'Stock Locations', 'Price Lists', 'Discount Rules', and 'Client Inventory'. The main content area is titled 'Stock & Order Items' and features a search bar labeled 'Name'. Below the search bar is a table with columns for 'NEW ITEM', 'ACTIONS', 'REPORTS', and 'MORE'. The table lists several items, including 'Stk-3352', '0.5MHL - 0.6M x 1/4 H/L', '0.6MHL - 0.6M x 1/4 H/L', and '1 Month Service Visit'. A dropdown menu is open under the 'REPORTS' column, showing a list of reports: 'Stock Movement' (highlighted with a red box), 'Stock Activity', 'Price List Report', 'Stock Valuation Report', 'Stock Quantity Details Report', and 'Free Stock Report'.

NEW ITEM	ACTIONS	REPORTS	MORE
<input type="checkbox"/>	Name	Stock Movement	
<input checked="" type="checkbox"/>	Stk-3352	Stock Activity	
<input type="checkbox"/>	0.5MHL - 0.6M x 1/4 H/L	Price List Report	
<input type="checkbox"/>	0.6MHL - 0.6M x 1/4 H/L	Stock Valuation Report	
<input type="checkbox"/>	1 Month Service Visit	Stock Quantity Details Report	
		Free Stock Report	

STOCK MOVEMENT REPORT - OVERVIEW

The Stock Movement report displays the following columns.

Current Stock: -14146.0							COLUMNS
ID	Document type	Date	Account	In Qty.	Out Qty.	Location	
1288	Invoice	17/08/2019	CB cust	-	10.0	Main Stores	
1289	Invoice	17/08/2019	CB cust	-	10.0	Main Stores	
1280	Invoice	16/08/2019	CB cust	-	100.0	Main Stores	
1282	Invoice	16/08/2019	CB cust	-	1200.0	Main Stores	
1284	Invoice	16/08/2019	CB cust	-	10.0	Main Stores	
1244	Invoice	14/08/2019	CB cust	-	100.0	Main Stores	
137857	Stock Adjustment	13/08/2019		1000.0	-	Main Stores	

ID: Clicking on the 'ID' hyperlink will open the source document

Document Type: Displays the document type that accounts for the stock movement

Date: Date of document

Account: Displays the Supplier/Customer account code

In Qty: Displays the In quantity

Out Qty: Displays the Out quantity

The Stock Movement report only shows in or out quantities for stock items. Consumable, service and asset item transactions will not have an in or out quantity

Location: Where used will show the stock location

NOTE: KITs represent a collection of stock items and therefore transactions for KIT items are not included on the Stock Movement report.

For Stock adjustment transactions, the financial transaction is opened as the source document when clicking on ID.

For transactions where one invoice contains multiple lines of the same stock item, the items will be grouped together and shown as one transaction only.

For example, a Sales invoice with two lines of the same stock item of quantity 20 and 10 are consolidated and displayed as one transaction on the Stock Movement report where the quantity of 30 is displayed.

Order Items

Item Name	Sales Acc.	Proj.	Dept.	Weight	Stock location	Qty.	UoM	Del. Method
KOM3 STOCK	Default Sales Acc	NORWICH CITY	Sales	0	Main Stores	20	each	--
<p>Pricing</p> <p>List Price: 100 Discount: Name: %: Type: None: Unit Price: 100</p> <p>Description: Testing for release notes</p>								
KOM3 STOCK	Default Sales Acc	NORWICH CITY	Sales	0	Main Stores	10	each	--
<p>Pricing</p> <p>List Price: 100 Discount: Name: %: Type: None: Unit Price: 100</p> <p>Description: Testing for release notes</p>								

total weight 0.000 With selected

Current Stock: 179.0

ID	Document type	Date	Account	In Qty.	Out Qty.	Location
146	Purchase Credit Note	13/08/2019	Komal Prajapati	-	60.0	Main Stores
229	Credit Note	01/08/2019	Komal RCM	32.0	-	Main Stores
524	Stock Movement	13/08/2019		20.0	-	Main Stores
524	Stock Movement	13/08/2019		-	20.0	engineering
1215	Invoice	08/08/2019	Alice factory	-	100.0	Main Stores
1216	Invoice	08/08/2019	Alice factory	-	30.0	Main Stores
1231	Invoice	01/08/2019	Komal RCM	-	35.0	Main Stores

NOTE: Grouping of stock is not applicable to "stock adjustment" transactions.

STOCK MOVEMENT REPORT – REPORT FILTERS

The following report selection options are available to the 'Stock Movement' report:

Stock Movement for 3092 stock

Date From

Date To

Project
Any

Department
Any

Customer

Supplier

Document Type
Any

Stock Locations
20 locations selected [Change selection](#)

SEARCH

CLEAR SEARCH

Current Stock: -14146.0

COLUMNS

ID	Document type	Date	Account	In Qty.	Out Qty.	Location
1288	Invoice	17/08/2019	CB cust	-	10.0	Main Stores
1289	Invoice	17/08/2019	CB cust	-	10.0	Main Stores

Date From:	Start date of report
Date To:	End date of report
Project:	Filter by Project code
Department:	Filter by Department code
Customer:	Customer Account Code
Supplier:	Supplier Account Code
Document Type:	Report by selected document type

Stock Locations:

The report can be filtered by stock location

Department

Any

Stock Locations

20 locations selected [Change selection](#)

Select Stock Locations

Main Stores and Production selected

☐ Include obsolete

☐ Select / unselect all shown

☒ Main Stores

☐ Service

☐ Wantage - Do Not Use

☐ Systems - Do not use

☒ Production

☐ IRD (inc Freezer)

☐ AJ59 XGK ROY KINSLOW

☐ ET65 YMX RICHWELL CHORUMA

☐ FH65 XAV BEN QUINNEY

☐ FH65 XDP NATHAN LYFORD

☐ YF11 FEX ASHLEY DAVIS

☐ WR16 PYD IAN MUNDY

☐ sales office - Do not use

CONFIRM

CANCEL

By default all active stock locations are displayed with an option to include obsolete stock locations

STOCK MOVEMENT REPORT - CURRENT STOCK QUANTITY

The 'Current Stock' field displays the balance of stock in quantity for the selected locations. The current stock quantity is updated and changes relative to the location/s selected.

Current Stock: -14146.0	
ID	Document type
1288	Invoice
1289	Invoice
1280	Invoice
1282	Invoice
1284	Invoice

Clicking on the 'Current Stock' label opens the 'Stock Enquiry' pop up window displaying detailed information on the status of the selected stock item by location.

Stock Enquiry

Stock Details: 3092 stock

☒ Show all locations

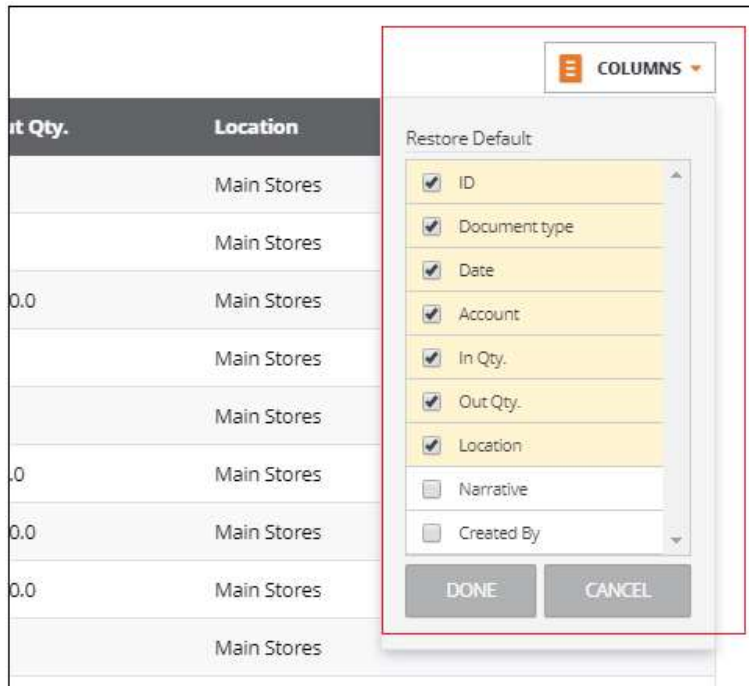
Location	Min. Stock	Current Stock	-	Demand	-	Picked	=	Free Stock	+	Supply	=	Forecast
Main Stores	1000	3		0		0		3		1		4
Service	0	12		0		0		12		0		12
IRD (inc Freezer)	0	-100		0		0		-100		0		-100
AJ59 XGK ROY KINSLOW	0	-5		0		0		-5		0		-5
engineering	0	-9323		0		0		-9323		0		-9323
test	0	-1000		0		0		-1000		0		-1000
K P Platina	0	-2000		0		0		-2000		0		-2000
Total	1000	-12413		0		0		-12413		1		-12412

CANCEL

CONFIGURE REPORT COLUMNS

To improve reporting flexibility, users can configure the 'Stock Movement' report columns that are reported to screen.

Using the 'COLUMNS' button users can customise the Stock Movement report by selecting or deselecting report columns.



Tick the columns to be displayed and click on 'Done' to store the selected columns to view in the report.

These columns preference settings are saved and stored for each user.

The 'RESTORE DEFAULT' option permits the selected columns to be reset to their original settings if required.

FIXES

JIRA ID	TITLE	RESOLUTION
HBCE-3095	Sales Order JSON import - create works orders not working	Fixed.
HBCE-3105	Bill of materials import - error in header line	Fixed.
HBCE-3118	Correction of Customer Statements for non-GBP transactions	Non-GBP values under customer statement (in print and send option) are available with VAT amount.
HBCE-3333	incorrect treatment of VAT in activity report	Purchase credit note amount are available at cost i.e. without VAT into Old stock activity report.
HBCE-3341	Bulk update of stock not working.	Bulk update template issue is fixed. Also, now import of stock will not have Custom fields.
HBCE-3443	Stock update import does not allow custom fields and wipes currently set custom fields	Fixed.
HBCE-3491	BTP duplicated field	Fixed.