



# Business Cloud Essentials

## 1.5.2

### Release Notes

Copyright © Advanced Computer Software Group Ltd 2021

This document contains confidential and / or proprietary information. The content must not be disclosed to third parties without the prior written approval of Advanced Computer Software Group Limited or one of its subsidiaries as appropriate (each referred to as “Advanced”). External recipients may only use the information contained in this document for the purposes of evaluation of the information and entering into discussions with Advanced and for no other purpose.

Whilst Advanced endeavours to ensure that the information in this document is correct and has been prepared in good faith, the information is subject to change and no representation or warranty is given as to the accuracy or completeness of the information. Advanced does not accept any responsibility or liability for errors or omissions or any liability arising out of its use by external recipients or other third parties.

No information set out or referred to in this document shall form the basis of any contract with an external recipient. Any external recipient requiring the provision of software and/or services shall be required to enter into an agreement with Advanced detailing the terms applicable to the supply of such software and/or services and acknowledging that it has not relied on or been induced to enter into such an agreement by any representation or warranty, save as expressly set out in such agreement.

The software (if any) described in this document is supplied under licence and may be used or copied only in accordance with the terms of such a licence. Issue of this document does not entitle an external recipient to access or use the software described or to be granted such a licence.

The development of Advanced software is continuous, and the published information may not reflect the current status. Any particular release of the software may not contain all of the facilities described in this document and / or may contain facilities not described in this document.

Advanced Computer Software Group Limited is a company registered in England and Wales with registration number 05965280 whose registered office is at Ditton Park, Riding Court Road, Datchet, Berkshire. SL3 9LL.

A full list of its trading subsidiaries is available at [www.oneadvanced.com/legal-privacy](http://www.oneadvanced.com/legal-privacy)

## Version Control

### Version History

Date	Version	Issued by	Changes
04-Apr-19	1	Drashti	Initial version

## INTRODUCTION

This document describes the new features, enhancements and fixes made in version 1.5.2 of Business Cloud Essentials. This version adds the following features/enhancement to the software:

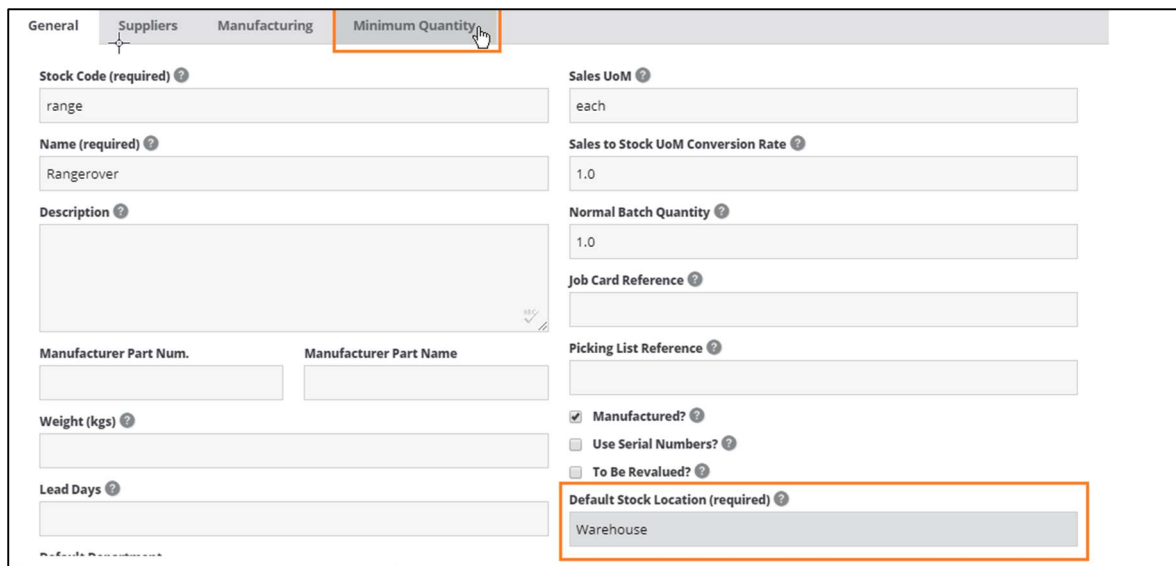
- Stock Allocations Additional Features
- MRP Improvements

## FEATURES

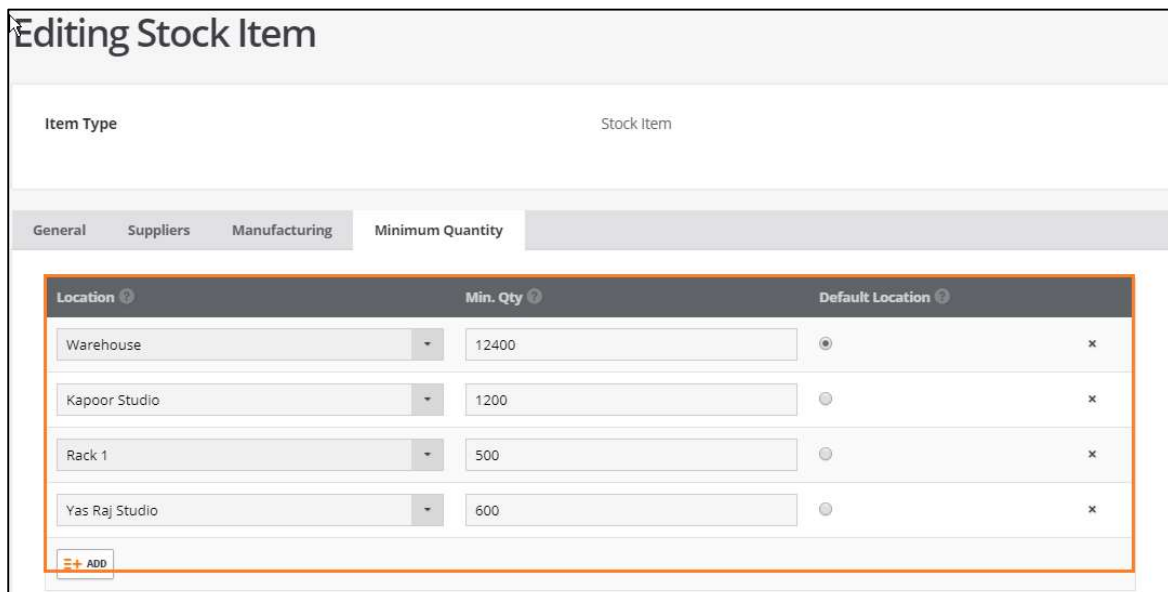
### STOCK ALLOCATIONS – ADDITIONAL FEATURES (HBCE-2242)

#### ADDING MIN.STOCK LOCATION WISE

A new '**Minimum Quantity**' tab has been introduced to allow users to specify minimum stock quantities for multiple locations. Previously the minimum quantity was restricted to the default stock location only.



The screenshot shows the 'Minimum Quantity' tab selected in the stock item form. The form contains various fields for stock management, including Stock Code, Name, Description, Manufacturer Part Num., Weight, Lead Days, Sales UoM, Sales to Stock UoM Conversion Rate, Normal Batch Quantity, Job Card Reference, Picking List Reference, and checkboxes for Manufactured, Use Serial Numbers, and To Be Revalued. The 'Default Stock Location (required)' field is highlighted with an orange box and contains the value 'Warehouse'.



The screenshot shows the 'Editing Stock Item' form with the 'Minimum Quantity' tab selected. The form displays a table with columns for Location, Min. Qty, and Default Location. The table contains four rows of data, each representing a different location and its minimum stock quantity. The 'Default Location' column has radio buttons for each location, with 'Warehouse' being the selected default. An 'ADD' button is visible at the bottom left of the table.

Location	Min. Qty	Default Location
Warehouse	12400	<input checked="" type="radio"/>
Kapoor Studio	1200	<input type="radio"/>
Rack 1	500	<input type="radio"/>
Yas Raj Studio	600	<input type="radio"/>

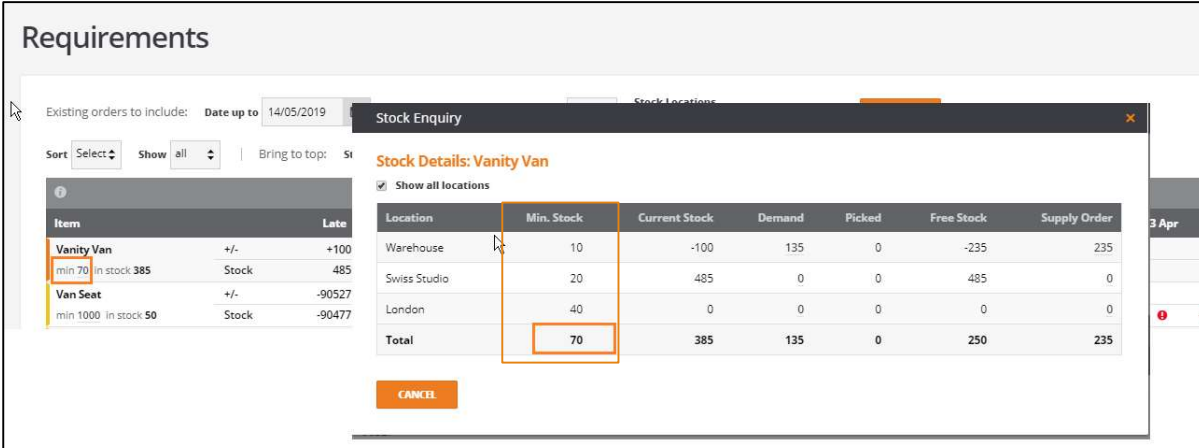
Users can add and set minimum quantities for all locations. The default stock location will now act as a “read only” field from the general tab. Users can setup and update default stock locations from the Minimum Quantity tab.

Note: Minimum quantities set by location is only applicable if more than one location exists.

### SHOWING MIN QTY ON MRP

The ability to show minimum stock quantities for all locations has been added in MRP. ‘Min.’ and the MRP requirements will display the sum of minimum quantities saved for all locations. Where locations are filtered from the MRP screen, the system will display the sum of minimum quantities for the filtered locations.

Minimum quantities can be viewed when clicking ‘Min’ quantity in MRP.



**Requirements**

Existing orders to include: Date up to 14/05/2019

Sort: Select Show all Bring to top: SI

**Stock Enquiry**

**Stock Details: Vanity Van**

☒ Show all locations

Item	Unit	Qty	Location	Min. Stock	Current Stock	Demand	Picked	Free Stock	Supply Order
Vanity Van	+/-	+100	Warehouse	10	-100	135	0	-235	235
min 70 in stock 385	Stock	485	Swiss Studio	20	485	0	0	485	0
Van Seat	+/-	-90527	London	40	0	0	0	0	0
min 1000 in stock 50	Stock	-90477	<b>Total</b>	<b>70</b>	<b>385</b>	<b>135</b>	<b>0</b>	<b>250</b>	<b>235</b>

**CANCEL**

### OBSOLETE LOCATIONS

The ability to obsolete stock locations is now available.

Users can obsolete a stock location provided:

- There are no records in progress that use the location

- The location is not setup as a ‘Default location’

- The location stock level is “0”

Once a location has been marked as obsolete, the location will no longer be available for selection when creating or updating documents.

### Stock Locations

Name	Obsolete?	Actions
Warehouse	N	
Yas Raj Studio	N	
Kapoor Studio	N	
Swiss Studio	N	
Man Stock	N	
Comp Stk	N	
London	N	

### Obsolete Comp Stk

You can not obsolete Comp Stk as it is linked with the following records. Please manually update them with another location and then try again.

**Found as default location**

stk c2116

**Current Stock found for**

stk c2116

**Found in orders**

Purchase Orders: 8

Works Orders produced: 24, 29

Works Orders consumed: 19, 21, 44

## SEARCH ON STOCK LOCATION

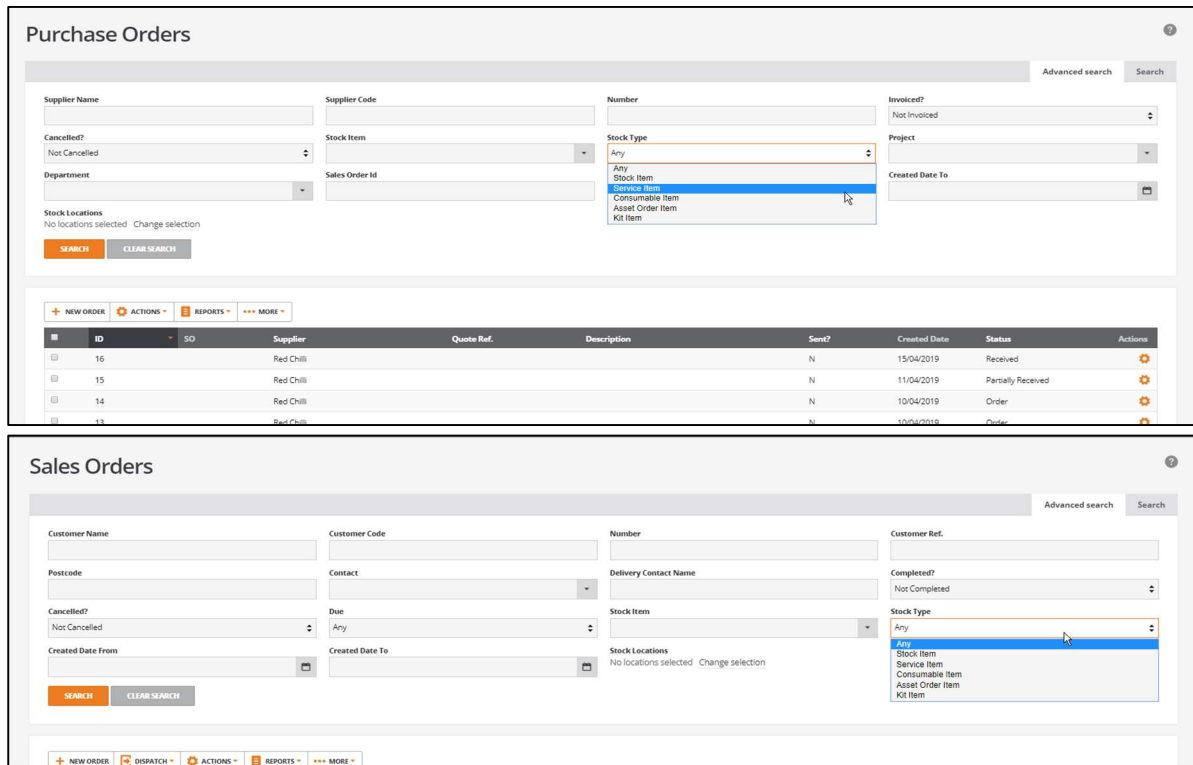
New search functionality has been introduced to “Stock Locations” allowing users to search location records by choosing to view the location status of ‘Non-obsolete’, ‘Obsolete’ or both.

### Stock Locations

Name	Obsolete?	Actions
Warehouse	N	
Yas Raj Studio	N	
Kapoor Studio	N	
Swiss Studio	N	
Man Stock	N	
Comp Stk	N	
London	N	

## 'STOCK TYPE' IN ADVANCE SEARCH OF PURCHASE ORDER AND SALES ORDER

Purchase Orders and Sales Orders can be filtered by their 'Stock Type' from the "Advanced Search" screen. On opening the Sales Orders or Purchase Orders listing screens all stock record types will be displayed by default.



The image shows two screenshots of the 'Advanced Search' interface for Purchase Orders and Sales Orders. In both, the 'Stock Type' dropdown menu is open, showing options: Any, Stock Item, Service Item, Consumable Item, Asset Order Item, and Kit Item. The 'Any' option is selected in both.

**Purchase Orders Advanced Search:**

- Supplier Name: [Text Field]
- Supplier Code: [Text Field]
- Number: [Text Field]
- Cancelled?: [Dropdown: Not Cancelled]
- Stock Item: [Dropdown]
- Department: [Dropdown]
- Sales Order Id: [Text Field]
- Stock Locations: No locations selected Change selection
- Advanced search: [Text Field]
- Search: [Button]
- Stock Type: [Dropdown: Any]
- Project: [Dropdown]
- Created Date To: [Text Field]

**Sales Orders Advanced Search:**

- Customer Name: [Text Field]
- Customer Code: [Text Field]
- Number: [Text Field]
- Customer Ref.: [Text Field]
- Postcode: [Text Field]
- Contact: [Dropdown]
- Delivery Contact Name: [Text Field]
- Completed?: [Dropdown: Not Completed]
- Cancelled?: [Dropdown: Not Cancelled]
- Due: [Text Field]
- Stock Item: [Dropdown]
- Stock Type: [Dropdown: Any]
- Created Date From: [Text Field]
- Created Date To: [Text Field]
- Stock Locations: No locations selected Change selection
- Advanced search: [Text Field]
- Search: [Button]

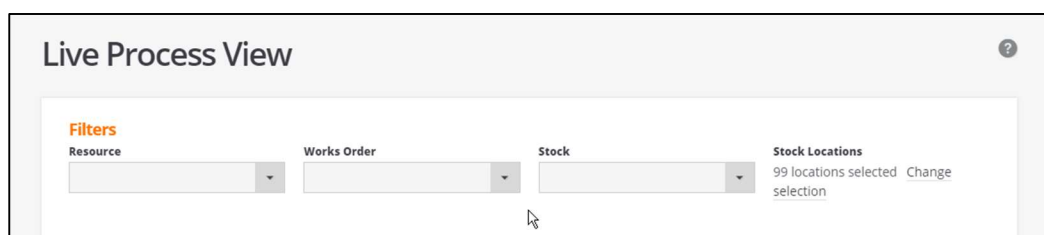
Below the search forms are tables of results for both Purchase Orders and Sales Orders, showing columns like ID, Supplier, Quote Ref., Description, Sent?, Created Date, Status, and Actions.

## FILTER BY LOCATION

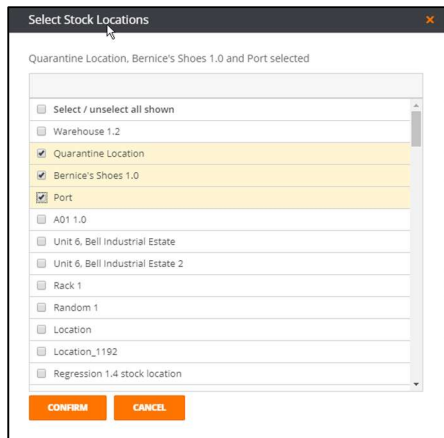
Multiple location filters are now applied to the following records;

## LIVE PROCESS VIEW

Works Order records can be filtered by one or more locations. Clicking on the "Change selection" opens the 'Select Stock Locations' window. Previously users were only permitted to select one location at a time.



The image shows the 'Live Process View' interface. It has a header 'Live Process View' and a question mark icon. Below the header is a section titled 'Filters' with four dropdown menus: Resource, Works Order, Stock, and Stock Locations. The Stock Locations dropdown is open, showing '99 locations selected Change selection'.



Select Stock Locations

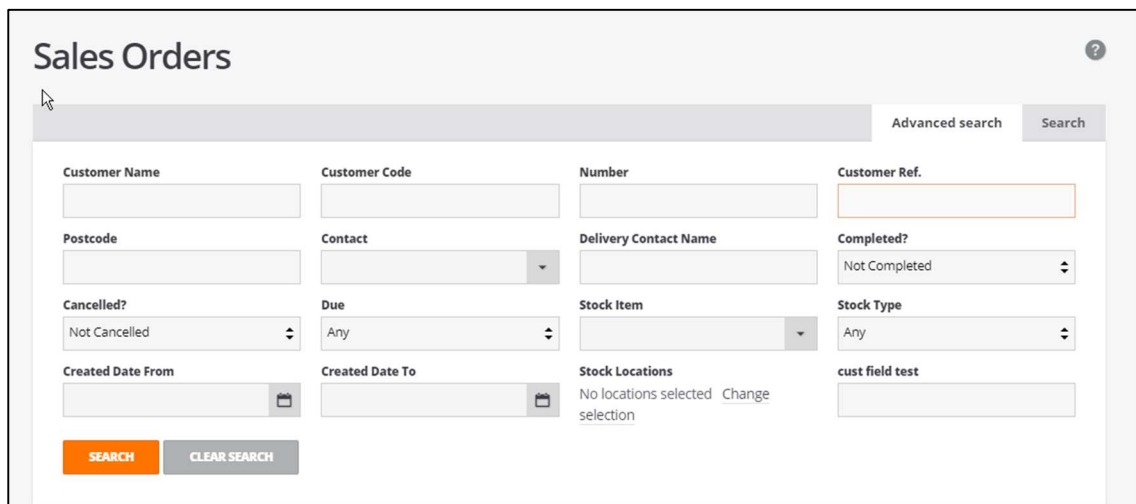
Quarantine Location, Bernice's Shoes 1.0 and Port selected

- ☐ Select / unselect all shown
- ☐ Warehouse 1.2
- ☒ Quarantine Location
- ☒ Bernice's Shoes 1.0
- ☒ Port
- ☐ A01 1.0
- ☐ Unit 6, Bell Industrial Estate
- ☐ Unit 6, Bell Industrial Estate 2
- ☐ Rack 1
- ☐ Random 1
- ☐ Location
- ☐ Location\_1192
- ☐ Regression 1.4 stock location

**CONFIRM** **CANCEL**

## SALES ORDER

A new “Stock Locations” filter has been added to the “Advanced search” for Sales Orders. By default, the system will return all locations. Clicking on “Change selection” opens the “Select stock Locations” screen for the user to select the required locations.



**Sales Orders**

Advanced search Search

Customer Name	Customer Code	Number	Customer Ref.
<input type="text"/>	<input type="text"/>	<input type="text"/>	<input type="text"/>
Postcode	Contact	Delivery Contact Name	Completed?
<input type="text"/>	<input type="text"/>	<input type="text"/>	Not Completed
Cancelled?	Due	Stock Item	Stock Type
Not Cancelled	Any	<input type="text"/>	Any
Created Date From	Created Date To	Stock Locations	cust field test
<input type="text"/>	<input type="text"/>	No locations selected <a href="#">Change selection</a>	<input type="text"/>

**SEARCH** **CLEAR SEARCH**

## PURCHASE ORDER

A new “Stock Locations” filter has been added to the “Advanced search” for Purchase Orders. By default, the system will return all locations. Clicking on “Change selection” opens the “Select stock Locations” screen for the user to select the required locations.

## Purchase Orders

Supplier Name <input type="text"/>	Supplier Code <input type="text"/>	Number <input type="text"/>	Invoiced? Not Invoiced
Cancelled? Not Cancelled	Stock Item <input type="text"/>	Stock Type Any	Project <input type="text"/>
Department <input type="text"/>	Sales Order Id <input type="text"/>	Created Date From <input type="text"/>	Created Date To <input type="text"/>

**Stock Locations**  
 No locations selected [Change selection](#)

## IMPORTING MIN. STOCK FOR LOCATIONS

An option to import and update Minimum Stock quantities for multiple locations is available.

## Stock & Order Items

<input type="button" value="NEW ITEM"/> <input type="button" value="ACTIONS"/> <input type="button" value="REPORTS"/> <input type="button" value="MORE"/>		Name	Free Stock	Type	List Price	Revalue?	Actions
<input type="checkbox"/>		2096 stk2	-2735971.5	Stock Item	0.00	N	<input type="button" value="gear"/>
<input type="checkbox"/>		Stk c2216	-871189.0	Stock Item	0.00	N	<input type="button" value="gear"/>
<input type="checkbox"/>		stk c2116	-543500.0	Stock Item	0.00	N	<input type="button" value="gear"/>
<input type="checkbox"/>		Stk 2116	-542044.0	Stock Item	0.00	N	<input type="button" value="gear"/>
<input type="checkbox"/>		carpet	-122.0	carpet	-432346.0	Stock Item	0.00 N <input type="button" value="gear"/>

After importing a file a “Preview – Import Min. Qty. for Locations” is displayed and the records imported are displayed within four categories as shown in the screenshot below.





Preview - Import Min. Qty. for Locations

0 record will be added

> 2 records will be updated

> 1 record will not be added

0 record will not be updated

IMPORT BACK

Any import exceptions for either new or updated records are displayed in the “Preview – Import Min. Qty. for Locations” screen to permit the user to check the import details. Items that do not return an error will be imported when the “IMPORT” button is selected.

---

## IMPORT STOCK LOCATION

An option to import new and update existing Stock Locations is available.



Import Stock Locations

7 stock locations currently exist.

Import File [DOWNLOAD TEMPLATE CSV](#)

☐ File has header row?

Please choose a CSV file to import:

IMPORT CANCEL

After importing a file an import “Preview – Import Stock Locations” is displayed and the records imported are displayed within four categories as shown in the screenshot below.

Preview - Import Stock Locations

▼ 1 location will be added

Row Number	Name	Address 1	Address 2	Address 3	Address 4	Postcode	EU Country Code
4	Manchester	Signal Factory					NZ

▼ 2 locations will be updated

Row Number	Name	Address 1	Address 2	Address 3	Address 4	Postcode	EU Country Code
2	Rack 1	Signal Warehouse					
3	Rack 2	Signal Warehouse					

▼ 1 location will not be added

Row Number	Description
5	Name can't be blank

0 location will not be updated

IMPORTBACK

Any import exceptions for either new or updated records are displayed in the “Preview – Import Stock Locations” screen to permit the user to check the import details. Items that do not return an error will be imported when the “IMPORT” button is selected.

## SORTING - STOCK ENQUIRY

Sorting can now be applied for 'Demand' and 'Supply Order' records.

Stock Enquiry

Stock Details: Vanity Van

☒ Show all locations

Location	Min. Stock	Current Stock	Demand	Picked	Free Stock	Supply Order
Warehouse	10	-100	135	0	-235	235
Swiss Studio	20	485	0	0	485	0
London	40	0	100	0	-100	100
<b>Total</b>	<b>70</b>	<b>385</b>	<b>235</b>	<b>0</b>	<b>150</b>	<b>335</b>

Demand for Warehouse

Details	Order Qty	UoM	Picked	O/S Qty	Due Date
SO15 PVR Cinemas	135	each (1.0)	0	135	23/01/2019
<b>Total</b>	<b>135</b>		<b>0</b>	<b>135</b>	

Supply Order for Warehouse

Details	Order Qty	UoM	Linked Sales Order	O/S Qty	Due Date
WO1 Vanity Van	1			1	02/01/2019
WO10 Vanity Van	1			1	16/01/2019
WO2 Vanity Van	99			99	17/01/2019
WO55 Vanity Van	134			134	18/03/2019
<b>Total</b>	<b>235</b>			<b>235</b>	

CANCEL

## FREE STOCK" COLUMN IN STOCK & ORDER ITEMS"

A new "Free Stock" column has been introduced to the "Stock & Order Items" screen where users can view free stock values and sort as required.

Stock & Order Items								
<div> <div>Advanced search</div> <div>Search</div> </div> <div> <div>Name</div> <div></div> <div>SEARCH</div> </div>								
<div> <div>+ NEW ITEM</div> <div>⚙ ACTIONS</div> <div>📄 REPORTS</div> <div>⋮ MORE</div> </div>								
	Name	Stock Code	Qty	Free Stock	Type	List Price	Revalue?	Actions
<input type="checkbox"/>	Catch2290	Catch2290	23801093.9	23797925.9	Stock Item	0.00	N	⚙
<input type="checkbox"/>	2605 stk3	2605 stk3	1368280.0	1332910.0	Stock Item	0.00	N	⚙
<input type="checkbox"/>	2324 stk2	2324 stk2	538250.0	489250.0	Stock Item	0.00	N	⚙
<input type="checkbox"/>	Try2290	Try2290	77421.0	76145.0	Stock Item	0.00	N	⚙
<input type="checkbox"/>	cmpb 2116	cmpb 2116	72079.0	61979.0	Stock Item	0.00	N	⚙
<input type="checkbox"/>	Monkey1	Monkey1	60684.0	60574.0	Stock Item	0.00	N	⚙

## HIGHLIGHT RECORDS WITH INSUFFICIENT STOCK

Stock records with insufficient stock levels will be highlighted to prevent documents from being submitted. The stock records will be highlighted to allow the user to check the stock details. Previously, system only prompted the user with a message to state there was insufficient stock without identifying the items that prevented the document submission.

This feature is available for following records;

- Sales Invoice (Including Multi-dispatch)
- Works Order (Completion stage)
- Repair Order (Completion stage)

Note; This feature is only available provided the system does not permit negative stock and the "Allow negative current stock levels is not ticked in system settings".

## Dispatch and Invoice

1 error prohibited this invoice from being saved

There were problems with the following fields:

- One or more stock items have insufficient stock.

### Order Details

Customer:

PVR Cinemas

Order Number:

34

Description:

Currency:

Home Currency (GBP)

Delivered / Invoice Date:

25/04/2019

Vat Type:

UK Standard Output

Retention Rate (%):

### Order Items

Item name	Quantity for delivery	Price(ea)	Stock location	Back order?	Do not dispatch?	Unpick?
LandRover	2000.0	0.0	Warehouse	<input checked="" type="checkbox"/>	<input type="checkbox"/>	<input type="checkbox"/>
Enquiry						

☒ Create back order?

## Complete Works Order

1 error prohibited this works order from being saved

There were problems with the following fields:

- One or more component items have insufficient stock available.

### Order Details

Works Order Number:

73

Stock Item:

Vanity Van

Order Quantity:

100.0

Completed quantity

100.0

Enquiry

Scrapped quantity (completed items)

Stock location

London

### Components Used (including any in the scrapped items)

Item	Qty	Calculated	Reported	UoM	Stock Loc.
AC	3.0	300	0.0	each	
carpet	900.0	100	0.0	each	Warehouse
Van Seat	20.0	2000	0.0	each	Warehouse

Where the order quantity is greater than current available stock from the selected location, the record will be highlighted.

## ADDING SERIAL NUMBER FOR BY PRODUCT ITEM

Serial numbers can now be entered when completing Works Orders for 'By product' item (appended with negative quantity). Previously, serial numbers were not allowed to be entered for 'By product' items.

## DISPLAYING COMPONENT ITEMS FOR WO ITEM IN SUPPLY ORDER

Stock components that are required to build manufactured items are now available with a default location when creating Works Orders from Supply Orders. However, users can choose to change the location of components as required.

### Create Supply Orders for Sales Order

Sales Order: 34; PVR Cinemas

Details

Sales Order Items

Stock / Order Item	Order Qty	Equiv Stock Qty	Current Stock Qty	Due Date	Order Type
LandRover (ELR)	1.0	5.0	100.0	19/04/2019	Works Order

Type: Works Order

Stock Location: Warehouse

Quantity: 5.0

Enquiry

Stock Component	Quantity	Stock Location
LRcomp1	5.0	Warehouse
LRcomp2	5.0	Warehouse

Notes

CREATE ORDERS SKIP

## DISPLAY NAME ON DOCUMENTS - STOCK ENQUIRY

Supplier name, customer name and built item details have been added under the "Demand for Warehouse" and "Supply Order" sections of the "Stock Enquiry" popup.

### Stock Enquiry

Stock Details: Vanity Van

☒ Show all locations

Location	Min. Stock	Current Stock	Demand	Picked	Free Stock	Supply Order
Warehouse	10	-100	135	0	-235	235
Swiss Studio	20	485	0	0	485	0
London	40	0	100	0	-100	100
<b>Total</b>	<b>70</b>	<b>385</b>	<b>235</b>	<b>0</b>	<b>150</b>	<b>335</b>

Demand for Warehouse

Details	Order Qty	UoM	Picked	O/S Qty	Due Date
SO15 PVR Cinemas	135	each (1.0)	0	135	23/01/2019
<b>Total</b>	<b>135</b>		<b>0</b>	<b>135</b>	

Supply Order for London

Details	Order Qty	UoM	Linked Sales Order	O/S Qty	Due Date
WO73 Vanity Van	100			100	18/04/2019
<b>Total</b>	<b>100</b>			<b>100</b>	

CANCEL

## MRP IMPROVEMENTS (HBCE-1823)

### ADD A HYPERLINK FROM MRP TO THE ORDER

An option to view documents from the MRP Screen is available when clicking on an Order No.

**Requirements**

Existing orders to include: Date up to 14/05/2019 ☐ Sales forecasts View as Daily Stock Locations 7 locations selected Change selection **UPDATE**

Sort Select Show all Bring to top: Stock: vanity va ☐ Show stock code only

Item	Unit	Today	16 Apr	17 Apr	18 Apr	19 Apr	20 Apr	21 Apr	22 Apr
50 15-135	WO 1 +1 WO 2 +99 WO 10 +1 WO 55 +134								
Vanity Van	+/-	+100							
min 70 in stock 385	Stock	485	485	485	485	485	485	485	485
Van Seat	+/-	-90527							

### MRP - SUGGEST STOCK ITEMS THAT ARE BELOW MINIMUM QUANTITY WITHOUT ANY ORDER

Previously stock items were not displayed in MRP screen without any order related to it. Stock items that are below minimum quantity for any stock location can be viewed from the MRP screen.

Requirements

Existing orders to include: 

Date up to14/05/2019

☐ Sales forecasts

View as

Daily

Stock Locations  
9 locations selected

Change selection

UPDATE

Sort

Select

Show

all

Bring to top:

Stock:wire

☐ Show stock code only

ADD ORDER

Item	Unit	Today	16 Apr	17 Apr	18 Apr	19 Apr	20 Apr	21 Apr	22 Apr	23 Apr	24 Apr	25 Apr	26 Apr	Zr
Wire	+/-													
min 10 in stock 0	Stock	0												
Camera	+/-	+834004												
min 10 in stock 1799.22221999	Stock	856463.2222	856463.2222	856463.2222	856463.2222	856463.2222	856463.2222	856463.2222	856463.2222	856463.2222	856463.2222	856463.2222	856463.2222	
Cylinder	+/-	-10												
min 0 in stock 100	Stock	100	90	90	90	90	90	90	90	90	90	90	90	9
Engine	+/-	-110	+1											
min 0 in stock 209	Stock	99	100	100	100	100	100	100	100	100	100	100	100	10
2096 atk2	+/-	+151390632												
min 0 in stock 2874.5	Stock	151393506.5	151393506.5	151393506.5	151393506.5	151393506.5	151393506.5	151393506.5	151393506.5	151393506.5	151393506.5	151393506.5	151393506.5	
Demo Stock 001	+/-	+1511												
min 0 in stock 58	Stock	1569	1569	1569	1569	1569	1569	1569	1569	1569	1569	1569	1569	156
LandRover	+/-	+10												
min 10 in stock 100	Stock	110	110	110	110	110	110	110	110	110	110	110	110	11
Col m7216	+/-	+30												

### MRP DEMAND & SUPPLY ON THE SAME DAY

Where there is both demand and supply for the same quantity on the same day the system will display a value of '0' on MRP Screen. Previously where there was the supply and demand resulted in a '0' value the system did not show any activity.

Existing orders to include: Date up to 15/05/2019 ☐ Sales forecasts | View as Daily ☐ Stock Locations 9 locations selected [Change selection](#)

**UPDATE**

Sort  Show  | Bring to top: Stock:  ☐ Show stock code only [+ ADD ORDER](#)

Item	Late	Today	17 Apr	18 Apr	19 Apr	20 Apr	21
<b>Vanity Van</b>	+/- +100		0				
min 70 in stock 385	Stock 485	485	485	485	485	485	
<b>Van Seat</b>	+/- -90527		-20				
min 1000 in stock 50	Stock -90477	-90477	-90497	-90497	-90497	-90497	-90497
<b>carpet</b>	+/- -431223		-1				
min 0 in stock -122	Stock -431345	-431345	-431346	-431346	-431346	-431346	-431346
<b>Camera</b>	+/- +854664						
min 10 in stock 1799.22221999	Stock 856463.2222	856463.2222	856463.2222	856463.2222	856463.2222	856463.2222	856463.2222
<b>Cylinder</b>	+/- -10						
min 0 in stock 100	Stock 90	90	90	90	90	90	90
<b>Engine</b>	+/- -109						
min 0 in stock 209	Stock 100	100	100	100	100	100	100
<b>2096 stk2</b>	+/- +151390632						

## LATE QTY SUGGESTION LABEL IN MRP

Users can now see how the quantity is calculated in the “Late” column. Previously it was not possible to check on how the quantity was calculated.

**Requirements**

Existing orders to include: Date up to 17/05/2019 ☐ Sales forecasts | View as Daily ☐ Stock Locations 9 locations selected [Change selection](#)

**UPDATE**

Sort  Show  | Bring to top: Stock:  ☐ Show stock code only [+ ADD ORDER](#)

Item	Late	Today	19 Apr	20 Apr	21 Apr	22 Apr	23
<b>Demo Stock 001</b>	+/- +1511						
min 0 in stock 58	Stock 1569	1569	1569	1569	1569	1569	1569
<b>LandRover</b>	+/- +10						
min 10 in stock 100	Stock 110	110	110	110	110	110	110
<b>Stk m2216</b>	+/- +20						
min 10 in stock 10	Stock 30	30	30	30	30	30	30
<b>Vanity Van</b>	+/- +100						

The order quantity is displayed in brackets when displaying the purchase order and sales order details where the UOM is greater than 1 for that stock.



## Requirements

Existing orders to include: Date up to 17/05/2019 ☐ Sales forecasts View as Daily Stock Locations 9 locations selected [Change selection](#)

**UPDATE**

Sort  Show  Bring to top: Stock:  ☐ Show stock code only **+ ADD ORDER**

Item	Late	Today	19 Apr	20 Apr	21 Apr	22 Apr	23
min 0 in stock 2874.5	Stock	151393506.5	151393506.5	151393506.5	151393506.5	151393506.5	151393506.5
Demo Stock 001	+/-	+1511					
min 0 in stock 58	Stock	1569	1569	1569	1569	1569	1569
LandRover	+/-	+10	-13				
min 10 in stock 100	Stock	110	110	97	97	97	97
Stk m2216	+/-	+20					
min 10 in stock 10	Stock	30	30	30	30	30	30

### MRP - HANDLE LONG STOCK NAMES

A new option “Show stock code only” has been added to the MRP screen. When enabled, only stock codes can be viewed on screen.

## Requirements

Existing orders to include: Date up to 23/05/2019 ☐ Sales forecasts View as Daily Stock Locations 80 locations selected [Change selection](#) **UPDATE**

Sort  Show  Bring to top: Stock:  ☒ Show stock code only

Item	Late	Today	25 Apr	26 Apr	27 Apr	28 Apr	29 Apr	30 Apr	1 May	2 May
#1066MF	+/-	-13619331.8765	-1500	+50						+100
min 372 in stock -16670	Stock	-13636001.8765	-13637501.8765	-13637451.8765	-13637451.8765	-13637451.8765	-13637451.8765	-13637451.8765	-13637451.8765	-13637351.8765
#BENG209	+/-	-910								
min 0 in stock -3	Stock	-913	-913	-913	-913	-913	-913	-913	-913	-913
#BMH1029	+/-	+13								
min 0 in stock 0	Stock	13	13	13	13	13	13	13	13	13
#LH1066	+/-	-31403.2221								
min 0 in stock 967208.5	Stock	935805.2779	935805.2779	935805.2779	935805.2779	935805.2779	935805.2779	935805.2779	935805.2779	935805.2779
#PH928	+/-	-905								
min 10 in stock 195	Stock	-710	-710	-710	-710	-710	-710	-710	-710	-710
#RM890	+/-	+804								
min 0 in stock 8011	Stock	8815	8815	8815	8815	8815	8815	8815	8815	8815

### MRP - EXPORT SUGGESTED ORDERS TO CSV

MRP suggested orders can be downloaded in .csv file format for the selected periods.

▼ Suggestions

☒ Include demand from suggested orders? ?
☐ Inherit Build item Location ?

Calculate at ?

CALCULATE SUGGESTIONS

Filters

Order type:

☒ WO
 ☐ PO
 ☐ Both

Stock location:

Stock:

Supplier:

▲ 24 issues

		Qty	Stock location	Stock Name (#Code)	Supplier	Price	Lead	Order By	Due Date	
<input type="checkbox"/>	PO	543564	Warehouse	Stk 2116 (#Stk 2116)	Cash Purchases	100	10	8 Apr	18 Apr	▲
<input type="checkbox"/>	PO	874895	Warehouse	Stk c2216 (#Stk c2216)	Red Chilli	10	10	8 Apr	18 Apr	▲
<input type="checkbox"/>	PO	221316	Warehouse	carpet (#carpet)	Red Chilli	5000			18 Apr	▲
<input type="checkbox"/>	PO	20	Yas Raj Studio	carpet (#carpet)	Red Chilli	5000			18 Apr	▲
<input type="checkbox"/>	PO	100040	Kapoor Studio	carpet (#carpet)	Red Chilli	5000			18 Apr	▲
<input type="checkbox"/>	PO	10020	Swiss Studio	carpet (#carpet)	Red Chilli	5000			18 Apr	▲
<input type="checkbox"/>	PO	100000	Man Stock	carpet (#carpet)	Red Chilli	5000			18 Apr	▲
<input type="checkbox"/>	PO	50	Warehouse	subcomp1 (#sc1)	Red Chilli				18 Apr	▲

ADD TO PLANNED

EXPORT CSV

## MRP SUGGESTIONS CHANGES

- Sorting can now be applied on all columns of the “Suggestions” list.

Planned for creation

▼ Suggestions

☒ Include demand from suggested orders? ?
☐ Inherit Build item Location ?

Calculate at ?

CALCULATE SUGGESTIONS

Filters

Order type:

☒ WO
 ☐ PO
 ☐ Both

Stock location:

Kapoor Studio

Stock:

Supplier:

▲ 4 issues

		Qty	Stock location	Stock Name (#Code)	Supplier	Price	Lead	Order By	Due Date	
<input type="checkbox"/>	PO	1001	Kapoor Studio	stk 2156 (#stk 2156)	Red Chilli	10	10	8 Apr	18 Apr	▲
<input type="checkbox"/>	PO	19950	Kapoor Studio	Van Seat (##seat)	Red Chilli	1000			18 Apr	▲
<input type="checkbox"/>	PO	99888	Kapoor Studio	2096 stk (#2096 stk)	Cash Purchases				18 Apr	▲
<input type="checkbox"/>	PO	100040	Kapoor Studio	carpet (#carpet)	Red Chilli	5000			18 Apr	▲

ADD TO PLANNED

EXPORT CSV

- Suggestion screen now opens by default for improved user interaction
- Help text has been added for ‘Calculate at’ for users reference

Add order can now bring demand for selected locations from MRP. If there is more than one location selected in MRP, then only those locations will be available under Add Order Location Pop up with applicable QTY.

ing to top:

Stocks

sub

New purchase order for Van Seat

Supplier

Red Chilli

preferred supplier

Supplier stock ref.

Due date

21/04/2019

Currency

USD: Dollar (USA)

Exchange Rate

GBP price

1000

USD price

UoM

each

Conversion rate

1

Stock location

Kapoor Studio

Warehouse

Stock quantity

69495

OK

CANCEL

Apr

28 Apr

29 Apr

1

1

1

1

1

1

-1

-1

-1

0

0

0

0

0

0

-10

-5

-5

-68545

-68495

-209785

-208764

-233

-233

-68495

-68495

-208784

-233

-233

-233

-19999

-88494

-208784

-233

-233

-233

Lead

Order By

[illegible]

## MRP MANUAL PURCHASE ORDER NOT PULLING BATCH QUANTITY (HBCE-2527)

The “Normal Batch Quantity” tool tip has been updated to “Default works order quantity.” for the “Create Stock Item” and “Edit Stock Item” screens. Previously the tip incorrectly made reference to Purchase Orders.

### Editing Stock Item

Item Type

Stock Item

General

Suppliers

Manufacturing

Minimum Quantity

Stock Code (required) ?

2096 stk2

Sales UoM ?

each

Name (required) ?

2096 stk2

Sales to Stock UoM Conversion Rate ?

225.5

Description ?

Normal Batch Quantity ?

1.0

Default works order quantity.

Job Card Reference ?

Picking List Reference ?

Manufacturer Part Num.

Manufacturer Part Name

## PROSPECTS REPORT NOT SHOWING STATUSES (HBCE-1581)

A Status column has been added to the opportunity “Prospects Report”. Previously the user was able to set the status but was unable to view the status from the report.

### Prospects Report

Date To: 23/07/2019

GENERATE REPORT

Name	Item Type	Value To 23/07/2019					Status	Value From 24/07/2019					Status	Total Av Value
		Gross (GBP)	Total Quote	Remaining	% Chance	Av Value		Gross (GBP)	Total Quote	Remaining	% Chance	Av Value		
Milano	Opportunity	50.00	8,890.00	-8,640.00	100.00	-8,640.00	Acknowledged	0.00	0.00	0.00	100.00	0.00	Acknowledged	-8,640.00
QU-00006	Quote	8,580.00		8,580.00	0.00	0.00		0.00		0.00	0.00	0.00		0.00
QU-00071	Quote	90.00		90.00	100.00	90.00		0.00		0.00	100.00	0.00		90.00
QU-00072	Quote	20.00		20.00	0.00	0.00		0.00		0.00	0.00	0.00		0.00
Hide and Seek	Opportunity	100.00	7,200.00	-7,100.00	100.00	-7,100.00	In Process	0.00	0.00	0.00	100.00	0.00	In Process	-7,100.00
QU-00004	Quote	7,200.00		7,200.00	0.00	0.00		0.00		0.00	0.00	0.00		0.00
Bornvite	Opportunity	80.00	5,366.96	-5,286.96	100.00	-5,286.96	Open	0.00	0.00	0.00	100.00	0.00	Open	-5,286.96
QU-00014	Quote	5,366.96		5,366.96	0.00	0.00		0.00		0.00	0.00	0.00		0.00
Applied EC	Opportunity	68.00	59,006.72	-58,938.72	100.00	-58,938.72	Open	0.00	0.00	-0.00	100.00	-0.00	Open	-58,938.72
QU-00012	Ordered Quote	13,500.00		13,500.00	0.00	0.00		0.00		0.00	0.00	0.00		0.00
QU-00013	Quote	4,640.49		4,640.49	0.00	0.00		0.00		0.00	0.00	0.00		0.00
QU-00074	Quote	0.00		0.00	0.00	0.00		0.00		0.00	0.00	0.00		0.00
QU-00075	Ordered Quote	500.00		500.00	0.00	0.00		0.00		0.00	0.00	0.00		0.00

## P&L REVENUE (HBCE-1548)

From the Profit & Loss Report “Sales Revenue” has been renamed to “Revenue”.

### Profit & Loss Report

Start date:  
24/03/2019

End date:  
24/04/2019

Project:

Department:

☐ Exclude incomplete projects

GENERATE REPORT

EXPORT REPORT

Period 1	
Revenue	£14,257,300.78
Direct Materials	£438,000,613.12
Sub Contractors	£984,292,814.50
Direct Wages	£987,438,316.87
Other Direct Costs	£727,142,628.80

## FIXES

JIRA ID	TITLE	RESOLUTION
HBCE-2837	Purchase Order Advanced search throwing System Error	Fixed
HBCE-2803	Unpaid Supplier Invoices import is not populating reference	Imported 'Unpaid Purchase Invoices' by adding 'Supplier Reference' are getting imported & is also displayed in 'Purchase Invoice' list screen.
HBCE-2777	PO updated date not changing after performing edit	Fixed
HBCE-2732	MRP sort by 'under min quantity' not working	Fixed
HBCE-2593	BCE - Unpaid customer invoice import broken - no invoices being created	Fixed
HBCE-2385	System error when printing invoice	Fixed
HBCE-2358	Employee Expense Claims not working properly	Fixed
HBCE-2283	Print/Send Account Statements throwing error page from Aged Creditor Report.	Fixed. Action tab has been removed as it is not needed for Aged Creditor Report.
HBCE-2033	Nominal codes not mapped to P&L Report	Fixed
HBCE-1265	'Required' option needs to be switched off for NIC number	NIC Number will not act as required field while creating new employee.