

TABLET2CASES KEYBOARD TROUBLESHOOTING MANUAL

Changing keyboard input method for Android

There are multiple versions of Android operating system, so the best way to find a way to change keyboard input method for your particular device will be checking the manual which arrived with your phone or tablet.

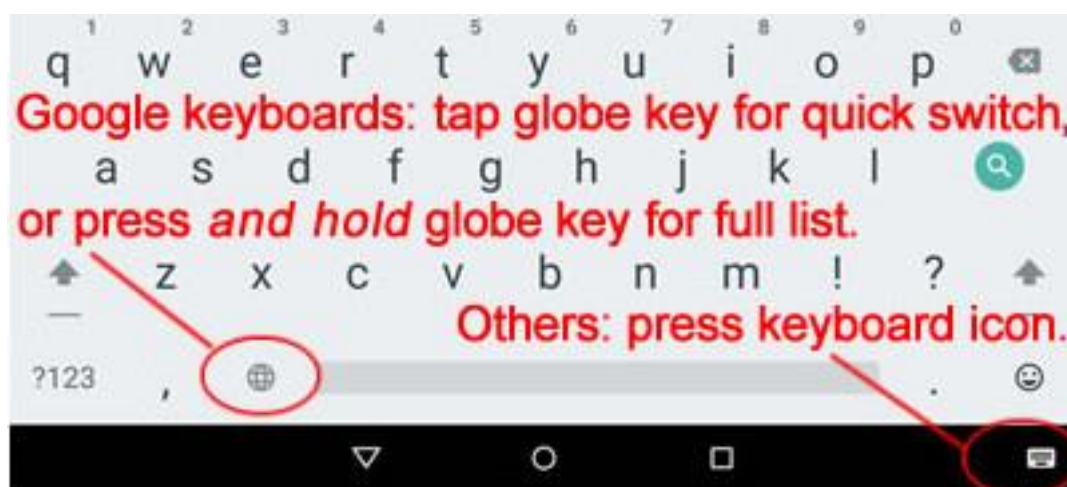
In most cases you will need to open the keyboard and **long click on the space bar** or **little icon with the globe** 

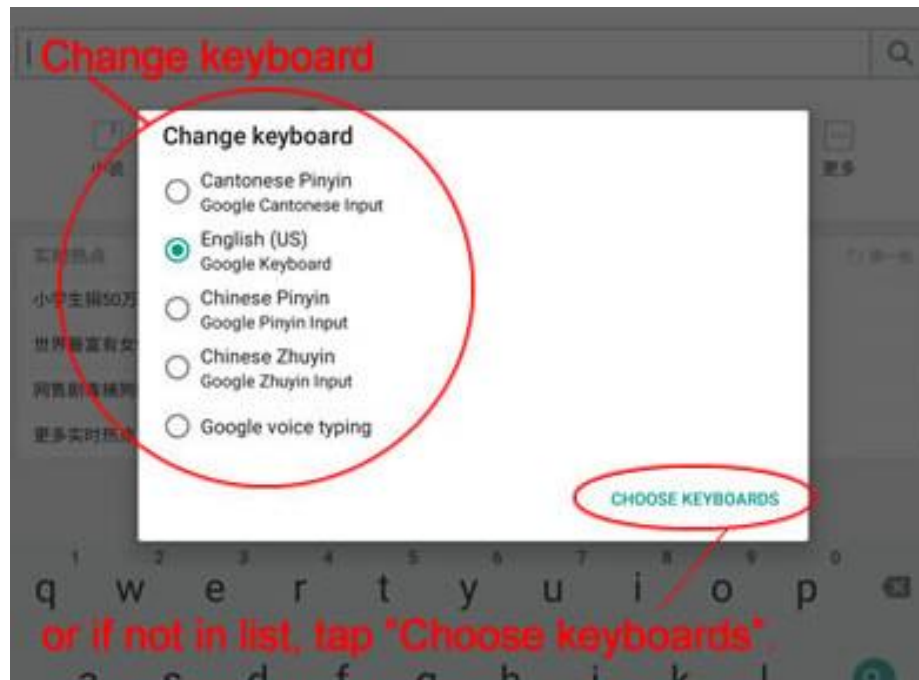
Android 5.x

Tap in any input field (like a Search box, email inbox, chat) to bring up a keyboard.

Google keyboards: Tap the globe key to cycle through the latest "Material Design" keyboards, or press *and hold* that key to bring up the full list.

Other keyboards: tap the keyboard icon at the lower right of your screen to get to the keyboard list. (Some keyboards allow you to long-press the space bar.)





If an input method you've installed is not there, select "Change keyboards" at the bottom and you'll be taken to a "Language and input" settings screen, where you can select more keyboards.

To adjust your keyboard preferences go to the device Settings screen, then "Language and input".

Android 4.x:

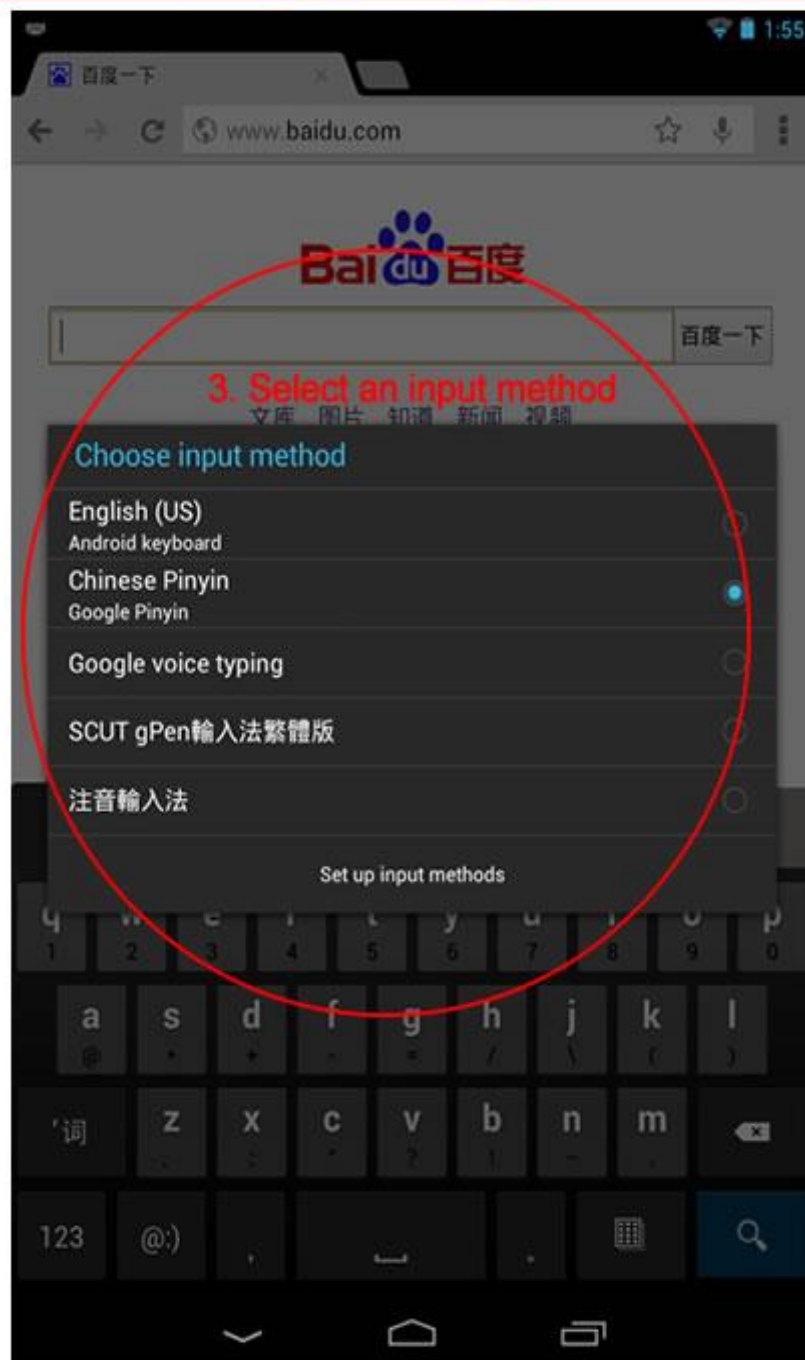
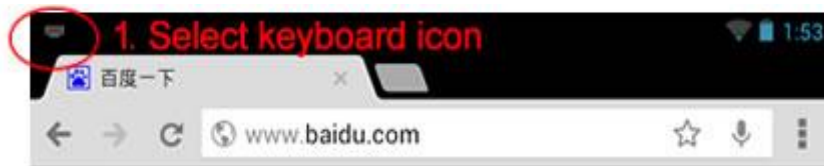
Tap in the notification bar when the the keyboard icon appears. The keyboard icon only appears when your cursor is inside an input field.

In the menu, select "Choose input method".

Then select an input method from the list.

You can also long-press on the globe key next to the spacebar to get the "Choose input method" list. That globe key is optional for the main Google keyboard, via Settings > Language and input (or whatever your manufacturer calls that) > Multilingual Options.

If an input method you've installed is not there, select "Set up input methods" at the bottom (or leave the app you're in and open "Settings", then look for "Language and input" or whatever that item is called on your device). Make sure each input method you want to use is selected with a check mark.

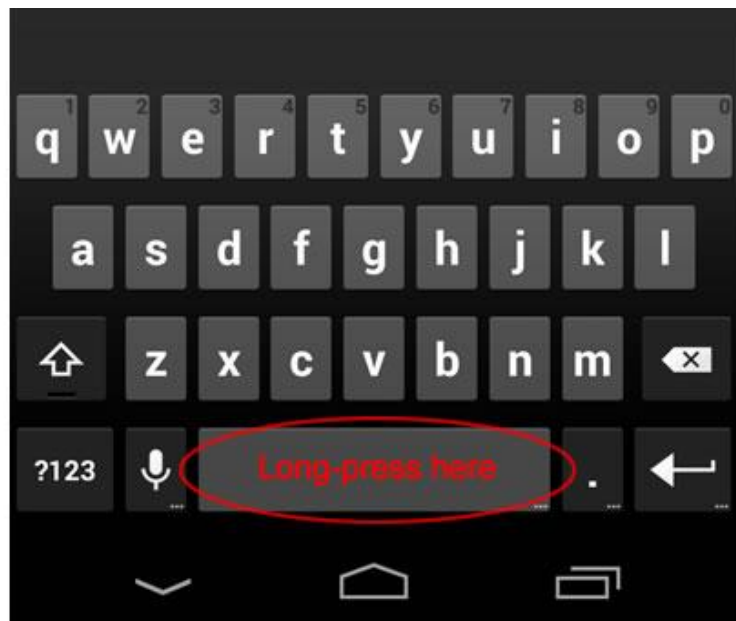


Android 4.x keyboard shortcuts:

It is also possible to quickly bring up the input method menu via a keyboard shortcut, if the developer of your keyboard included this feature.

The English keyboard in Android 4.x has a simple shortcut hidden away: Long-press on the spacebar, and the "Choose input method: menu will appear.

Find your choice in the menu (scrolling up or down as needed), tap once on the input method you want, and the other keyboard will appear.



If your choice doesn't appear in the menu at all, select "Set up input methods" and activate that keyboard. (More on this below.)

Note that you may need to scroll up in the menu to find the English keyboard again.

