

ORORO BATTERY

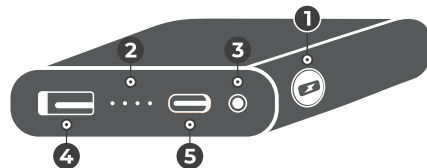
BANQUE DE PUIS SANCE
POWER BANK



USER GUIDE MANUEL UTILISATEUR BENUTZERHANDBUCH

www.ororowear.com
support@ororowear.com

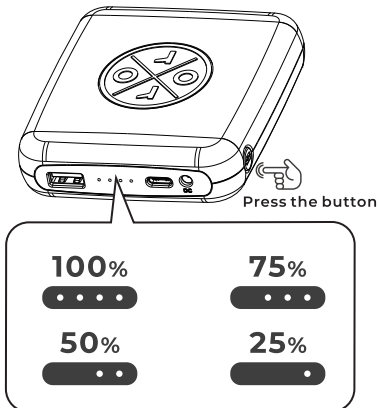
Product Layout Agencement Produktlayout



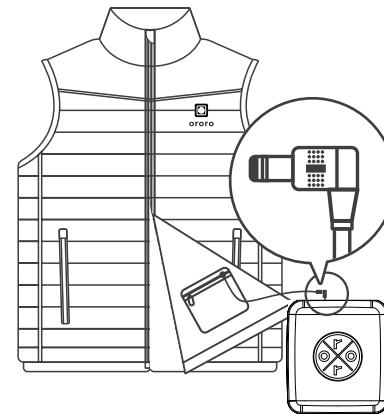
- Battery Check Button**
Bouton de vérification de la batterie
Batteriekontrollknopf
- Battery Indicator**
Indicateur de niveau de batterie
Batteriestandsanzeige
- DC Output Port**
Port CC
DC-Anschluss
- USB Type-A Output Port**
Port de sortie USB de type A
USB-Typ-A-Ausgangsanschluss
- USB Type-C Input Port**
Port d'entrée USB de type C
USB-Typ-C-Eingangsanschluss

Instruction Instruction Anweisung

- A Check the Battery Level**
Vérifiez le niveau de puissance
Überprüfen Sie die Leistungsstufe



- B Power Your ORORO Heated Clothing**
Alimentez vos vêtements chauffés ORORO
Power deine ORORO beheizte Kleidung



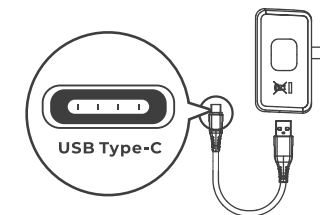
- C Charge USB Devices**
Chargez votre téléphone ou votre tablette
Laden Sie Ihr Telefon oder Tablet auf

- D Recharge Your Battery**
Rechargez votre banque d'alimentation
Laden Sie Ihre Powerbank auf

Use the USB charging cable to connect the charger to your battery. *For more info, please refer to the charger user guide.

Utilisez le câble de chargement USB pour connecter le chargeur à votre batterie. * Pour plus d'informations, reportez-vous au guide de l'utilisateur du chargeur.

Verwenden Sie das USB-Ladekabel, um das Ladegerät an Ihre Batterie anzuschließen. * Weitere Informationen finden Sie in der Bedienungsanleitung des Ladegeräts.



Specifications Caractéristiques Spezifikationen

Capacity Capacité Kapazität	5200mAh/38.48Wh (4890mAh/36.186Wh)
Input Contribution Input	USB TYPE-C 5Vdc/2A
Output Sortie Output	USB TYPE-A 5Vdc/2.2A Max DC: 7.4Vdc/2.5A Max
Dimension Dimension Abmessungen	3.74×3.34×0.98 inches (95×85×25mm)
Weight Poids Gewicht	8.47oz (240g)

Warning Avertissement Warnungen

- Recommended operating temperature of 14°F to 86°F (-10°C to 30°C). Store the battery where the temperature is 77 ± 2°F (25 ± 2°C).**
Température de fonctionnement recommandée de -10 ° C à 30 ° C (14 ° F à 86 ° F). Rangez le bloc-piles à une température de 77 ± 2 ° F (25 ± 2 ° C).
Empfohlene Betriebstemperatur von -10 ° C bis 30 ° C (14 ° F bis 86 ° F). Lagern Sie den Akku bei einer Temperatur von 25 ± 2 ° C (77 ± 2 ° F).
- Keep the battery away from moisture. Store the battery pack where the relative humidity is 60 ± 15% RH.**
Gardez la batterie à l'abri de l'humidité. Rangez la batterie où l'humidité relative est de 60 ± 15% HR.
Halten Sie die Batterie von Feuchtigkeit fern. Bewahren Sie den Akku bei einer relativen Luftfeuchtigkeit von 60 ± 15% auf.
- Charge fully before first use.**
Chargez complètement avant la première utilisation.
Vor dem ersten Gebrauch vollständig aufladen.
- Charge fully every 6 months.**
Chargez complètement tous les 6 mois.
Laden Sie alle 6 Monate vollständig auf.

Warning Avertissement Warnungen

- DO NOT expose to liquids.**
NE PAS exposer aux liquides.
Niemaals Flüssigkeiten aussetzen.
- DO NOT disassemble.**
Ne pas désassembler.
Nicht auseinanderbauen.
- Avoid dropping.**
Évitez de laisser tomber.
Vermeiden Sie das Fallenlassen.

Warranty Garantie Garantie

TWELVE (12) MONTHS covering any defects or malfunctions from the date of purchase.

Customer Service Service Kundendienst

Info: www.ororowear.com/battery
Email: support@ororowear.com

IMPORTANT SAFETY INSTRUCTIONS

WARNING – When using this product, basic precautions should always be followed, including the following:

- Read all the instructions before using the product.
- To reduce the risk of injury, close supervision is necessary when the product is used near children.
- Do not put fingers or hands into the product.
- Do not expose power bank to rain or snow.
- Use of a power supply or charger not recommended or sold by power pack manufacturer may result in a risk of fire or injury to persons.
- Do not use the power bank in excess of its output rating. Overload outputs above rating may result in a risk of fire or injury to persons.
- Do not use the power bank that is damaged or modified. Damaged or modified batteries may exhibit unpredictable behavior resulting in fire, explosion or risk of injury.

IMPORTANT SAFETY INSTRUCTIONS

- Do not disassemble the power bank. Take it to a qualified service person when service or repair is required. Incorrect reassembly may result in a risk of fire or injury to persons.
- Do not expose a power pack to fire or excessive temperature. Exposure to fire or temperature above 100°C may cause explosion. The temperature of 100°C can be replaced by the temperature of 212°F.
- Have servicing performed by a qualified repair person using only identical replacement parts. This will ensure that the safety of the product is maintained.
- Switch off the power bank when not in use.

SAVE THESE INSTRUCTIONS