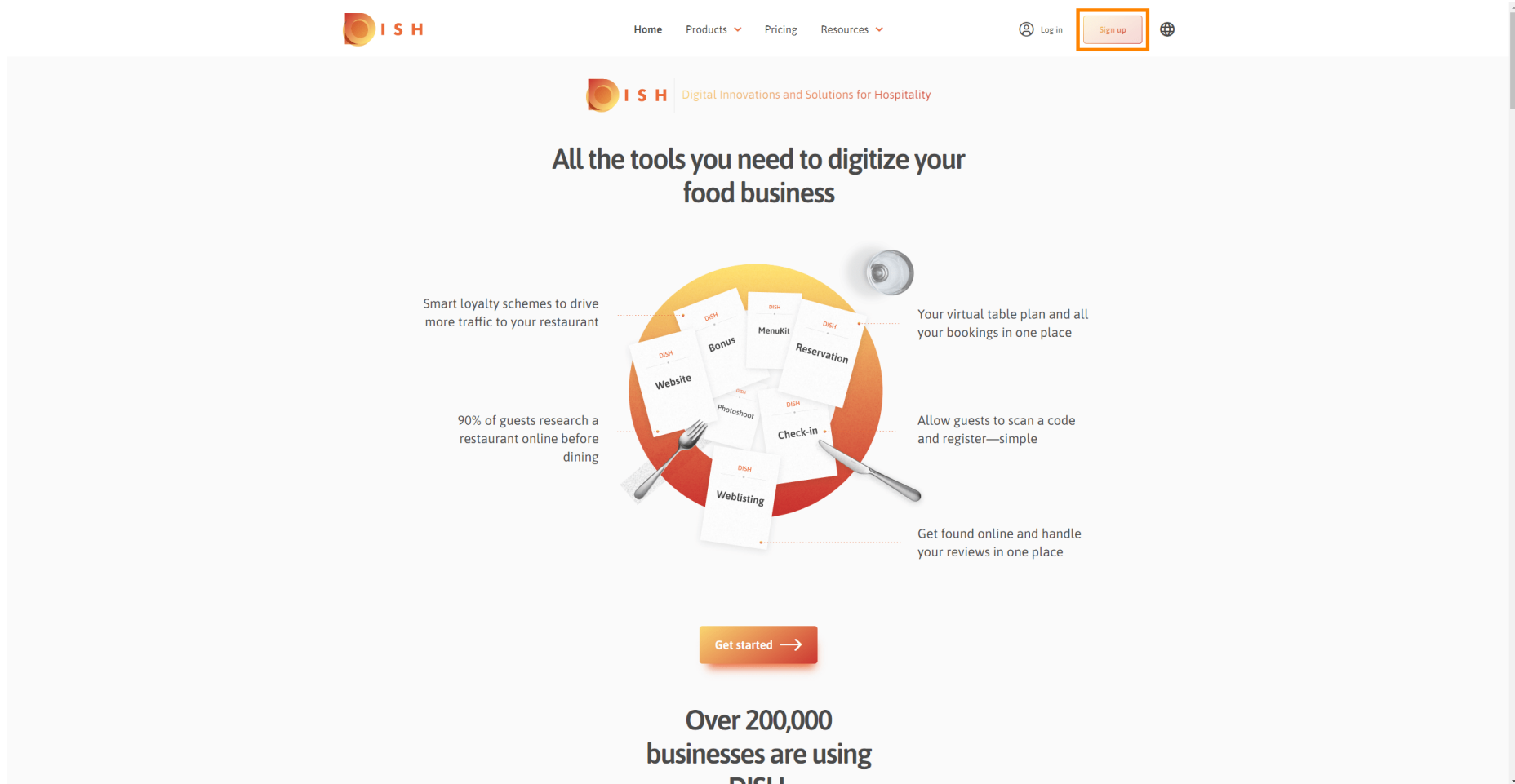




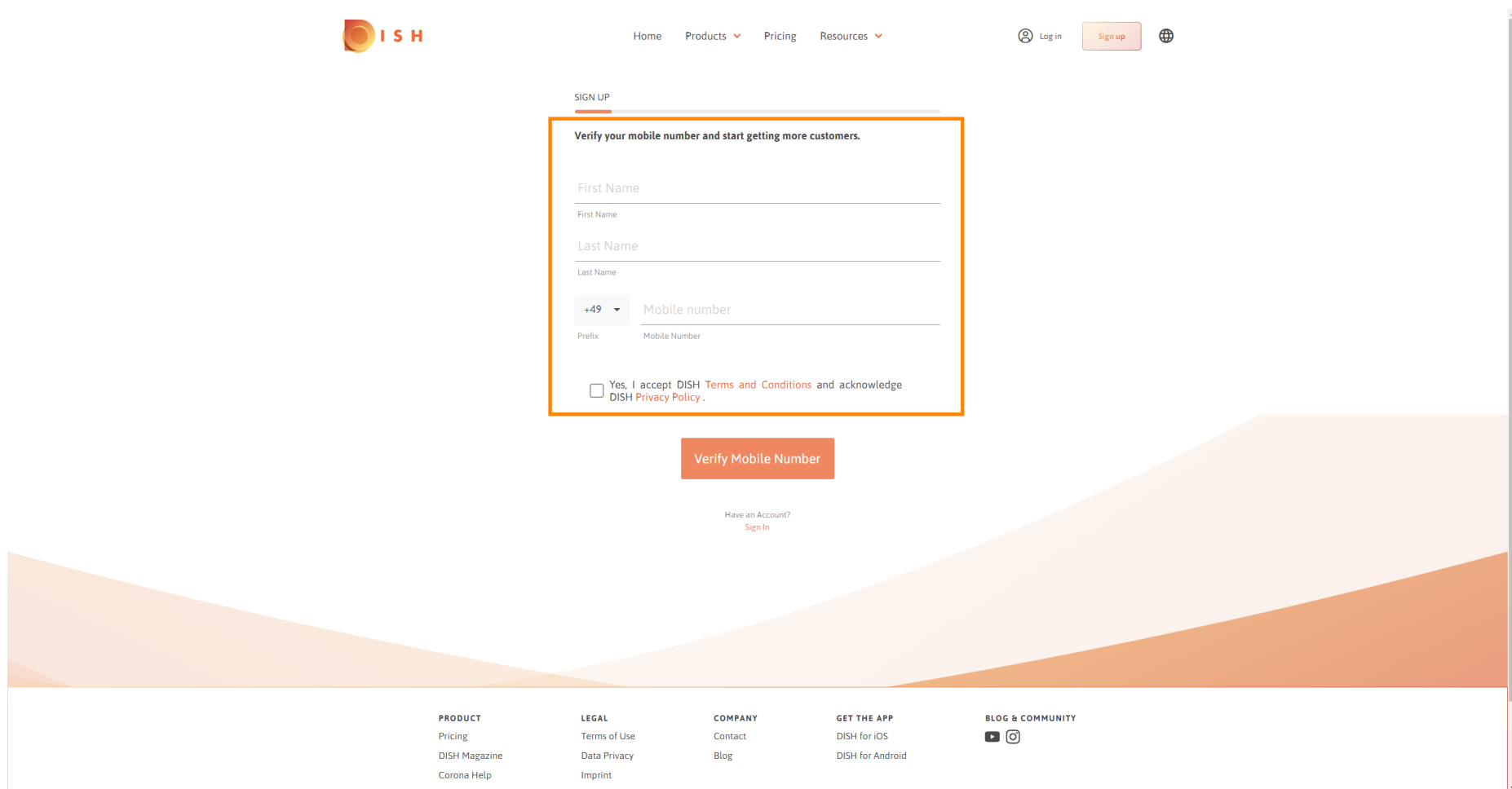
The first step is to open dish.co. Then click on [sign up](#) in the top right corner.



The screenshot shows the DISH website homepage. At the top, there is a navigation bar with the DISH logo, links for Home, Products, Pricing, and Resources, and a 'Sign up' button highlighted with an orange border. Below the navigation bar, the main heading reads 'All the tools you need to digitize your food business'. A central graphic features a circular arrangement of cards representing various tools: Website, Bonus, MenuKit, Reservation, Check-in, Weblisting, and Photoshoot. Each card is connected to a descriptive text box. For example, 'Smart loyalty schemes to drive more traffic to your restaurant' is linked to the Bonus card, and 'Your virtual table plan and all your bookings in one place' is linked to the Reservation card. At the bottom of the graphic, a 'Get started' button with a right-pointing arrow is displayed. Below the button, the text 'Over 200,000 businesses are using DISH' is shown.



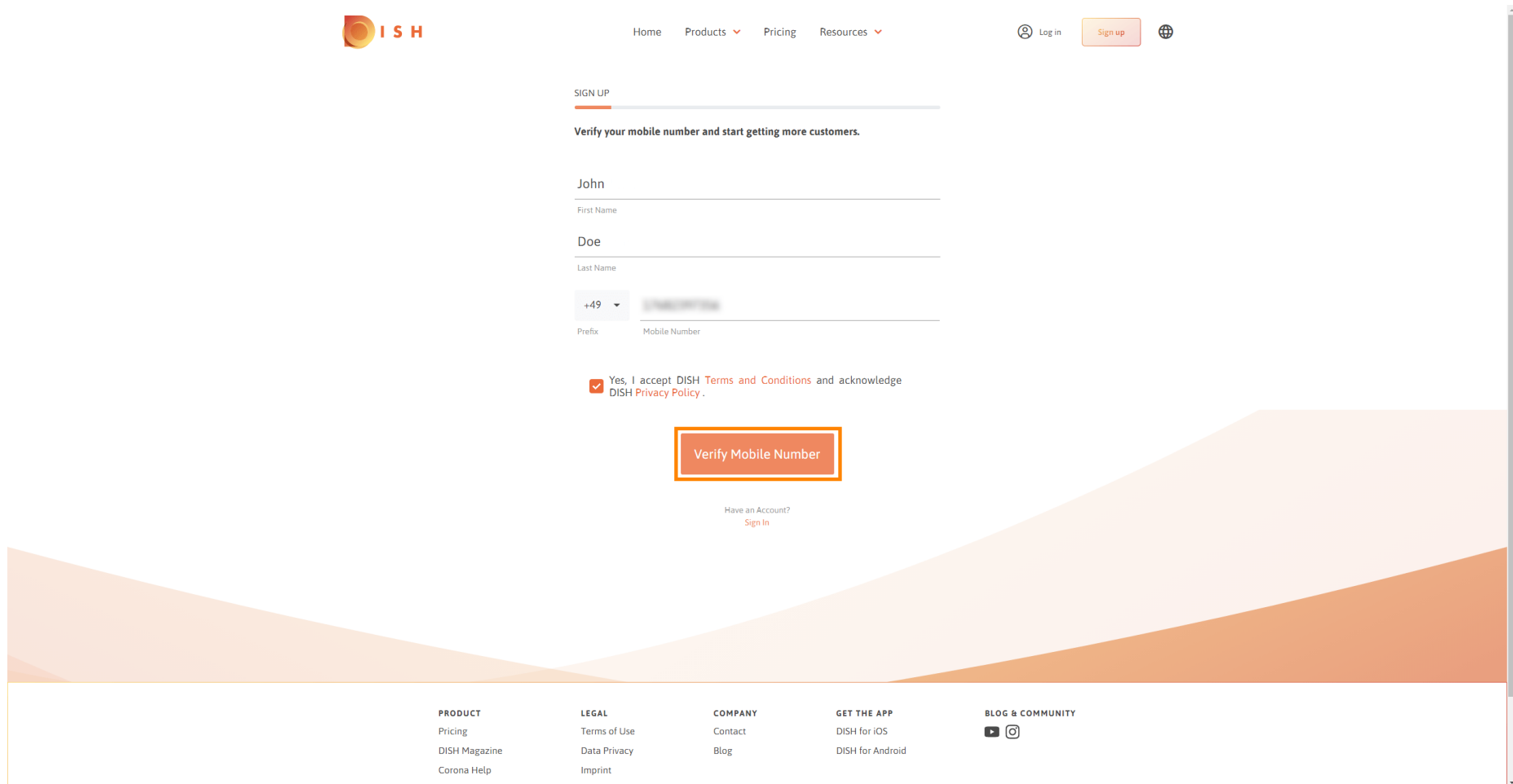
Type in the **first name**, **last name** and **mobile number**. When finished set the check mark for accepting **Terms and Conditions** as well as the **Privacy Policy**.



The screenshot shows the DISH website's sign-up process. At the top, the DISH logo is on the left, and navigation links (Home, Products, Pricing, Resources) and user options (Log in, Sign up, a globe icon) are on the right. The 'SIGN UP' section is highlighted with an orange border. Inside this section, the heading 'Verify your mobile number and start getting more customers.' is followed by input fields for 'First Name' and 'Last Name'. Below these is a 'Mobile number' field with a dropdown menu showing '+49' as the prefix. At the bottom of the sign-up box is a checkbox labeled 'Yes, I accept DISH Terms and Conditions and acknowledge DISH Privacy Policy.'. Below the sign-up box is a large orange 'Verify Mobile Number' button. Further down, there is a link 'Have an Account? Sign In'. The footer contains five columns of links: 'PRODUCT' (Pricing, DISH Magazine, Corona Help), 'LEGAL' (Terms of Use, Data Privacy, Imprint), 'COMPANY' (Contact, Blog), 'GET THE APP' (DISH for iOS, DISH for Android), and 'BLOG & COMMUNITY' (with YouTube and Instagram icons).



Now click on **verify mobile number**.



DISH

Home Products Pricing Resources Log in Sign up

SIGN UP

Verify your mobile number and start getting more customers.

John
First Name

Doe
Last Name

+49 170 123456789
Prefix Mobile Number

☒ Yes, I accept DISH Terms and Conditions and acknowledge DISH Privacy Policy.

Verify Mobile Number

Have an Account?
[Sign In](#)

PRODUCT
Pricing
DISH Magazine
Corona Help

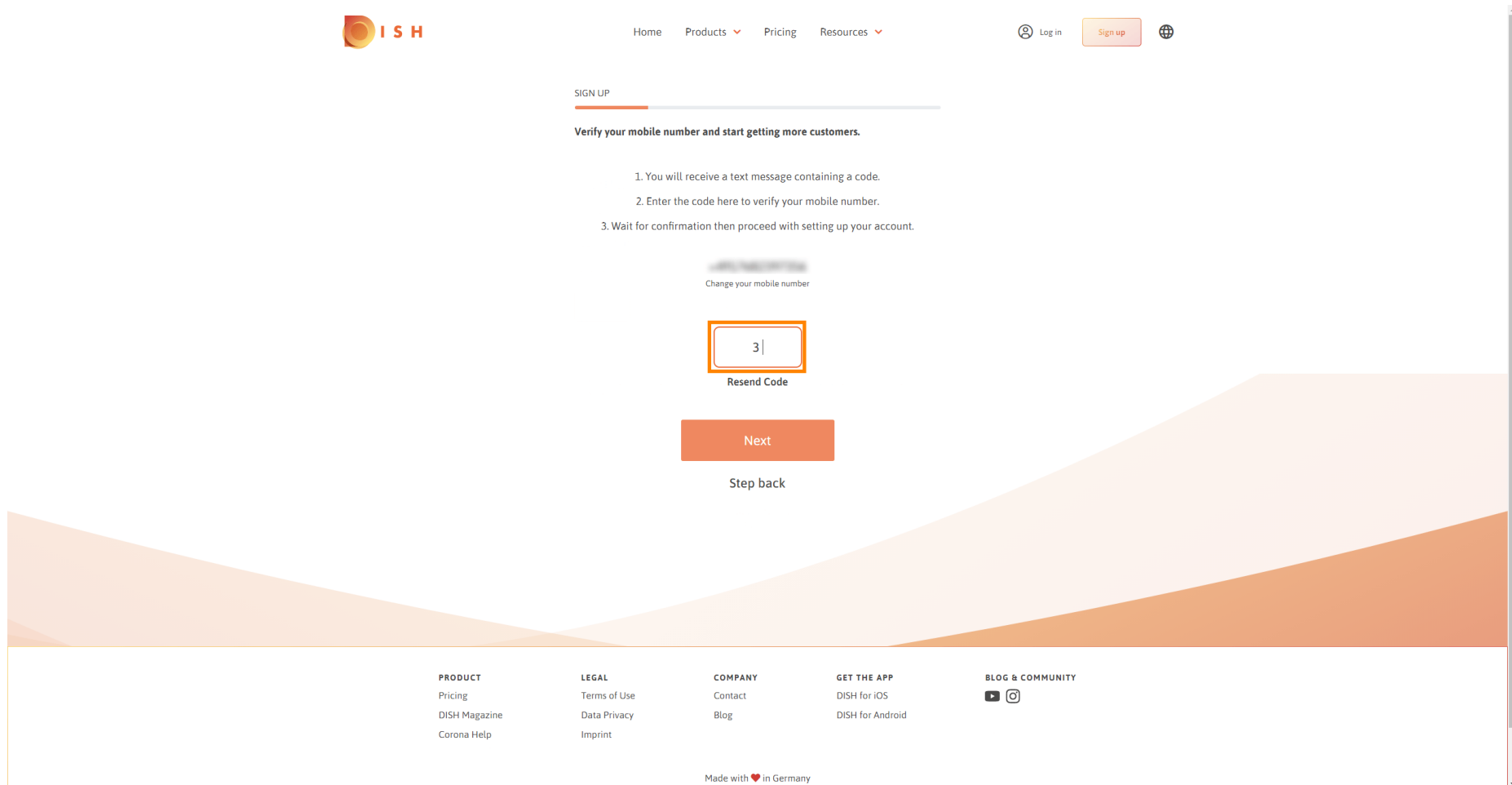
LEGAL
Terms of Use
Data Privacy
Imprint

COMPANY
Contact
Blog

GET THE APP
DISH for iOS
DISH for Android

BLOG & COMMUNITY
YouTube Instagram

 You will receive a code on your mobile phone. Please enter it [here](#).



The screenshot shows the DISH account verification page. At the top, there is a navigation bar with the DISH logo, links for Home, Products, Pricing, and Resources, and buttons for Log in and Sign up. Below the navigation bar, a progress bar indicates the current step in the sign-up process. The main heading is "Verify your mobile number and start getting more customers." followed by three numbered instructions: 1. You will receive a text message containing a code. 2. Enter the code here to verify your mobile number. 3. Wait for confirmation then proceed with setting up your account. Below the instructions, there is a blurred input field for the mobile number and a "Change your mobile number" link. A text input field contains the number "3" and is highlighted with an orange border. Below the input field is a "Resend Code" link. At the bottom of the form, there is a large orange "Next" button and a "Step back" link. The footer contains links for Product (Pricing, DISH Magazine, Corona Help), Legal (Terms of Use, Data Privacy, Imprint), Company (Contact, Blog), Get the App (DISH for iOS, DISH for Android), and Blog & Community. It also includes social media icons and the text "Made with ❤️ in Germany".

DISH

Home Products Pricing Resources

Log in Sign up

SIGN UP

Verify your mobile number and start getting more customers.

1. You will receive a text message containing a code.
2. Enter the code here to verify your mobile number.
3. Wait for confirmation then proceed with setting up your account.

Change your mobile number

3 |

Resend Code

Next

Step back

PRODUCT
Pricing
DISH Magazine
Corona Help

LEGAL
Terms of Use
Data Privacy
Imprint

COMPANY
Contact
Blog

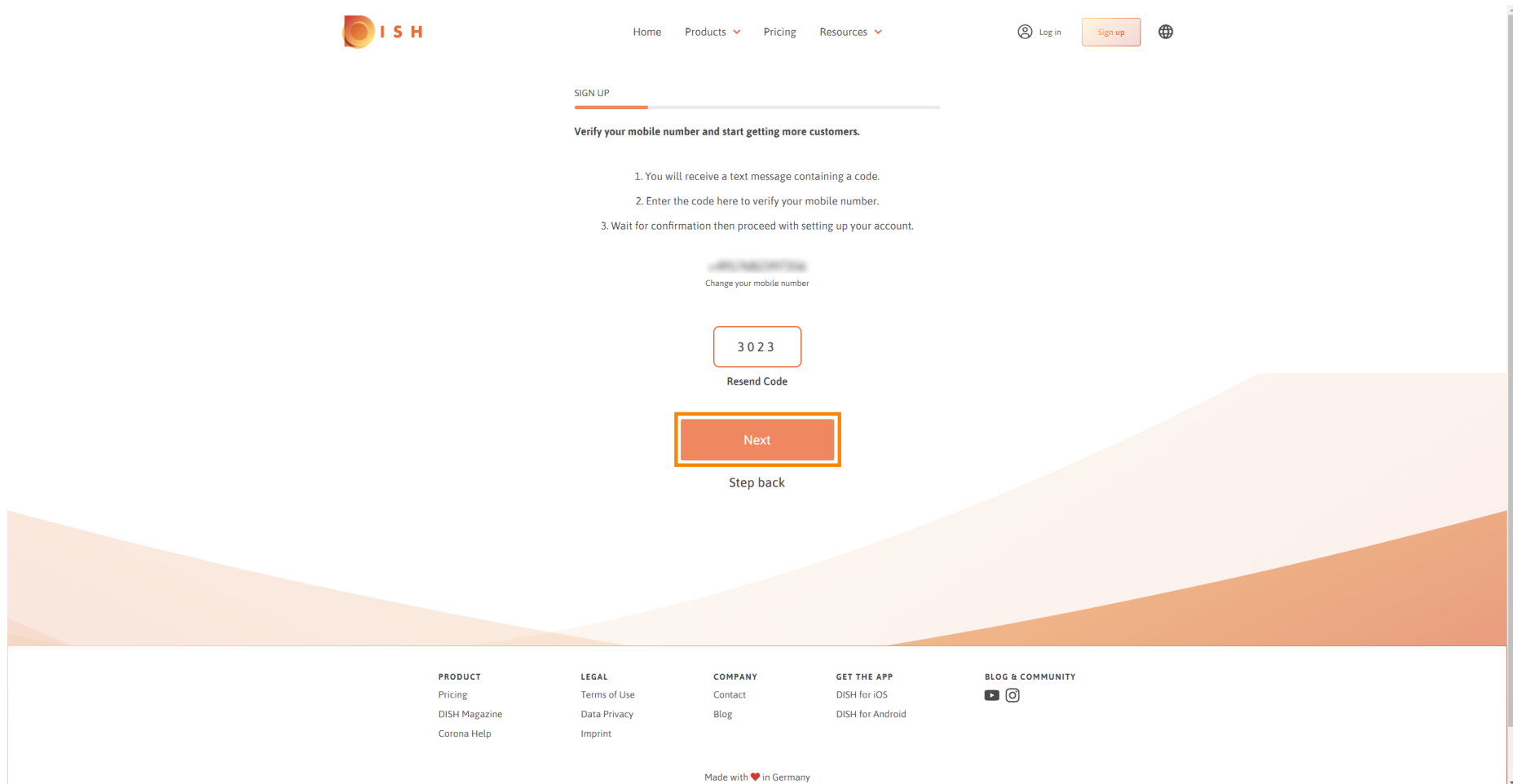
GET THE APP
DISH for iOS
DISH for Android

BLOG & COMMUNITY
YouTube Instagram

Made with ❤️ in Germany



Click on **next** to proceed.



The screenshot shows the DISH account creation interface. At the top, the DISH logo is on the left, and navigation links (Home, Products, Pricing, Resources) and user options (Log in, Sign up) are on the right. The main heading is "SIGN UP" with a progress bar. Below it, the instruction "Verify your mobile number and start getting more customers." is followed by three steps: 1. You will receive a text message containing a code. 2. Enter the code here to verify your mobile number. 3. Wait for confirmation then proceed with setting up your account. A blurred input field for the code is shown, with a "Change your mobile number" link below it. The code "3 0 2 3" is entered in the field. Below the field are "Resend Code" and "Next" buttons. The "Next" button is highlighted with an orange border. Below it is a "Step back" link. The footer contains links for Product, Legal, Company, Get the App, and Blog & Community, along with a "Made with ❤️ in Germany" statement.

DISH

Home Products Pricing Resources Log in Sign up

SIGN UP

Verify your mobile number and start getting more customers.

1. You will receive a text message containing a code.
2. Enter the code here to verify your mobile number.
3. Wait for confirmation then proceed with setting up your account.

Change your mobile number

3 0 2 3

Resend Code

Next

Step back

PRODUCT
Pricing
DISH Magazine
Corona Help

LEGAL
Terms of Use
Data Privacy
Imprint

COMPANY
Contact
Blog

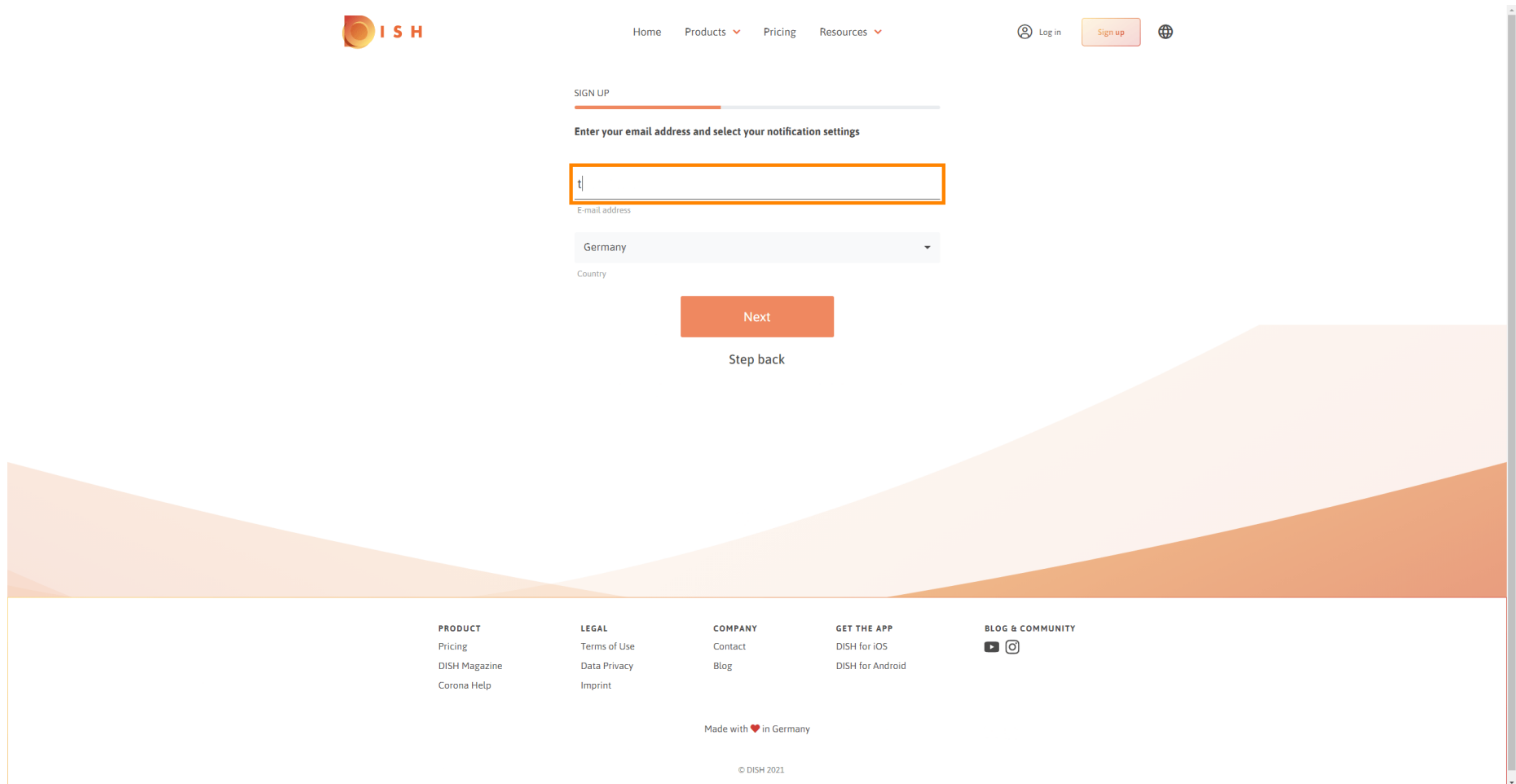
GET THE APP
DISH for iOS
DISH for Android

BLOG & COMMUNITY
YouTube Instagram

Made with ❤️ in Germany



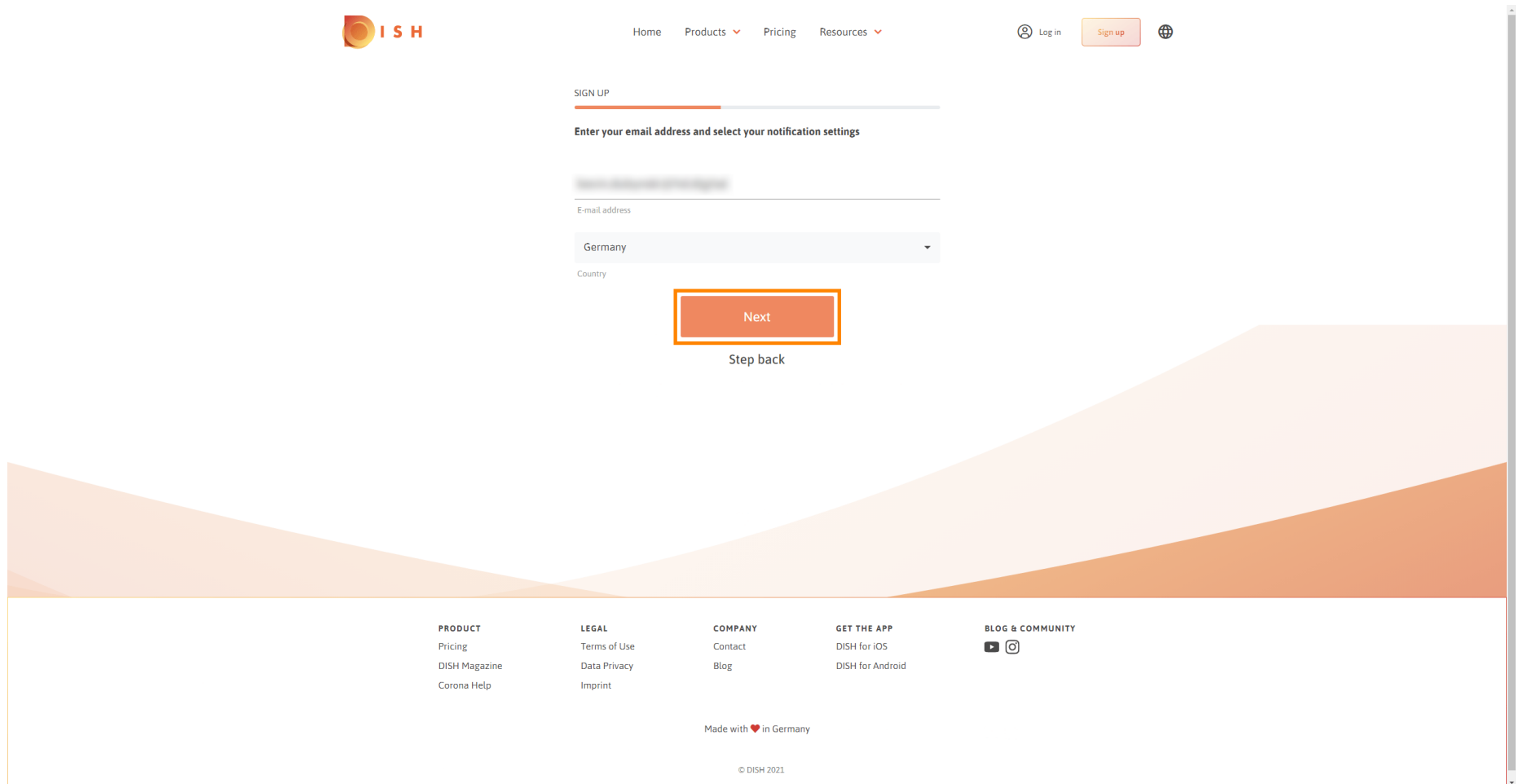
Type in your **e-mail address**.



The screenshot shows the DISH website's sign-up process. At the top left is the DISH logo. The navigation bar includes links for Home, Products, Pricing, and Resources. On the right, there are links for Log in and Sign up, along with a globe icon. The main content area is titled 'SIGN UP' with a progress bar. Below this, it says 'Enter your email address and select your notification settings'. There is a text input field for the email address, which is highlighted with an orange border and contains the text 'tj'. Below the email field is a dropdown menu for the country, currently set to 'Germany'. A 'Next' button is positioned below the country selection, and a 'Step back' link is located directly underneath it. The footer contains several columns of links: 'PRODUCT' (Pricing, DISH Magazine, Corona Help), 'LEGAL' (Terms of Use, Data Privacy, Imprint), 'COMPANY' (Contact, Blog), 'GET THE APP' (DISH for iOS, DISH for Android), and 'BLOG & COMMUNITY' (with YouTube and Instagram icons). It also features the text 'Made with ❤️ in Germany' and the copyright notice '© DISH 2021'.



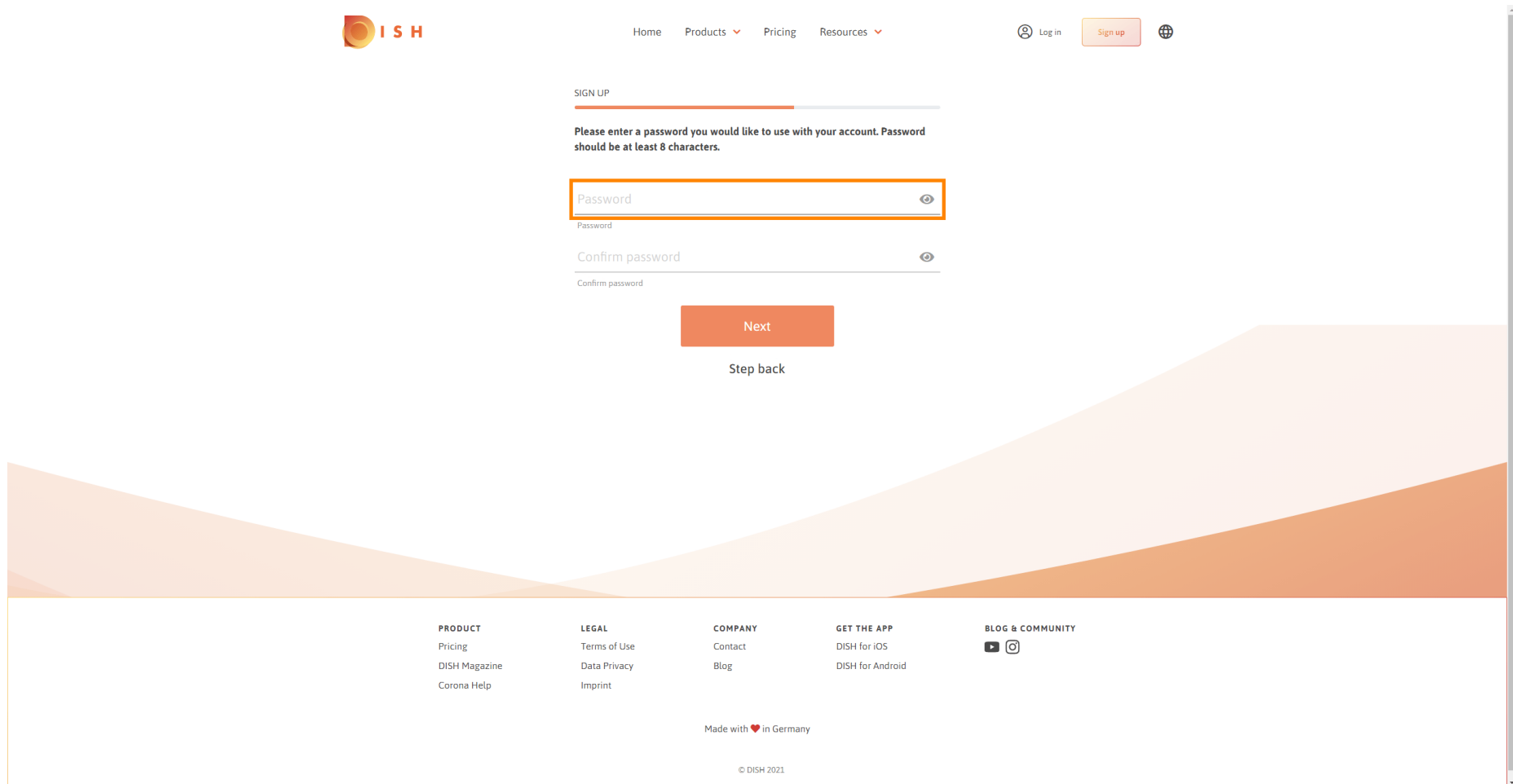
Click on **next** to continue.



The screenshot shows the DISH website's sign-up process. At the top left is the DISH logo. The navigation bar includes links for Home, Products, Pricing, and Resources. On the right, there are links for Log in and Sign up, along with a globe icon. The main content area is titled 'SIGN UP' and contains a progress bar, a prompt to enter an email address and select notification settings, a blurred email input field, a label 'E-mail address', a country dropdown menu currently set to 'Germany', and a label 'Country'. Below the form is an orange 'Next' button, which is highlighted with an orange border, and a 'Step back' link. The footer contains several columns of links: PRODUCT (Pricing, DISH Magazine, Corona Help), LEGAL (Terms of Use, Data Privacy, Imprint), COMPANY (Contact, Blog), GET THE APP (DISH for iOS, DISH for Android), and BLOG & COMMUNITY (YouTube, Instagram icons). It also features the text 'Made with ❤️ in Germany' and the copyright notice '© DISH 2021'.



Type in the **password** which shall be used.



The screenshot shows the DISH website's account creation process. At the top, the DISH logo is on the left, and navigation links (Home, Products, Pricing, Resources) and user options (Log in, Sign up, a globe icon) are on the right. The main section is titled 'SIGN UP' with a progress bar. Below this, a message states: 'Please enter a password you would like to use with your account. Password should be at least 8 characters.' There are two input fields: 'Password' and 'Confirm password', both with eye icons for toggling visibility. The 'Password' field is highlighted with an orange border. Below the fields are 'Next' and 'Step back' buttons. The footer contains links for Product, Legal, Company, Get the App, and Blog & Community, along with social media icons, a 'Made with ❤️ in Germany' statement, and a copyright notice '© DISH 2021'.

DISH

Home Products Pricing Resources

Log in Sign up

SIGN UP

Please enter a password you would like to use with your account. Password should be at least 8 characters.

Password

Confirm password

Next

Step back

PRODUCT
Pricing
DISH Magazine
Corona Help

LEGAL
Terms of Use
Data Privacy
Imprint

COMPANY
Contact
Blog

GET THE APP
DISH for iOS
DISH for Android

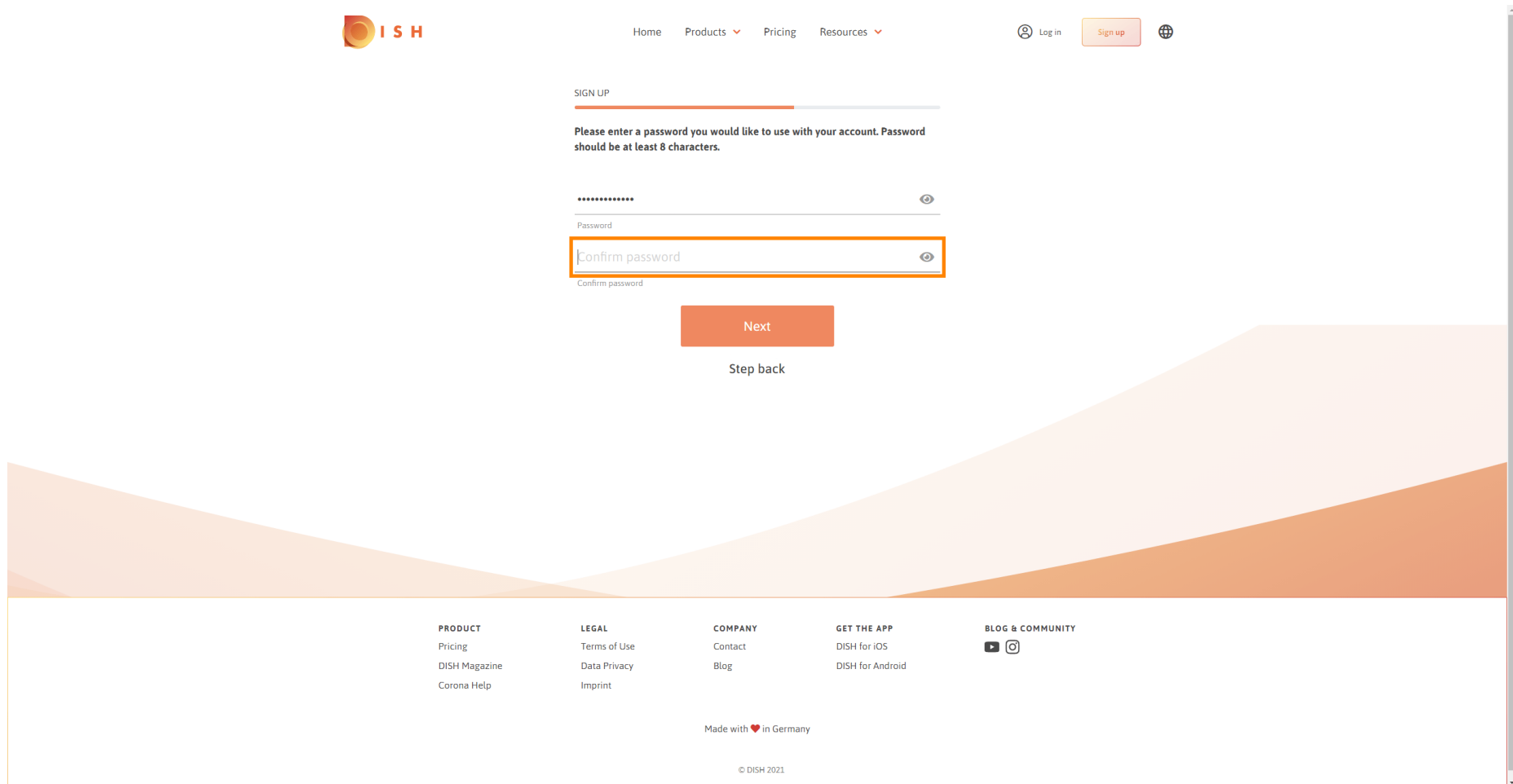
BLOG & COMMUNITY
YouTube Instagram

Made with ❤️ in Germany

© DISH 2021



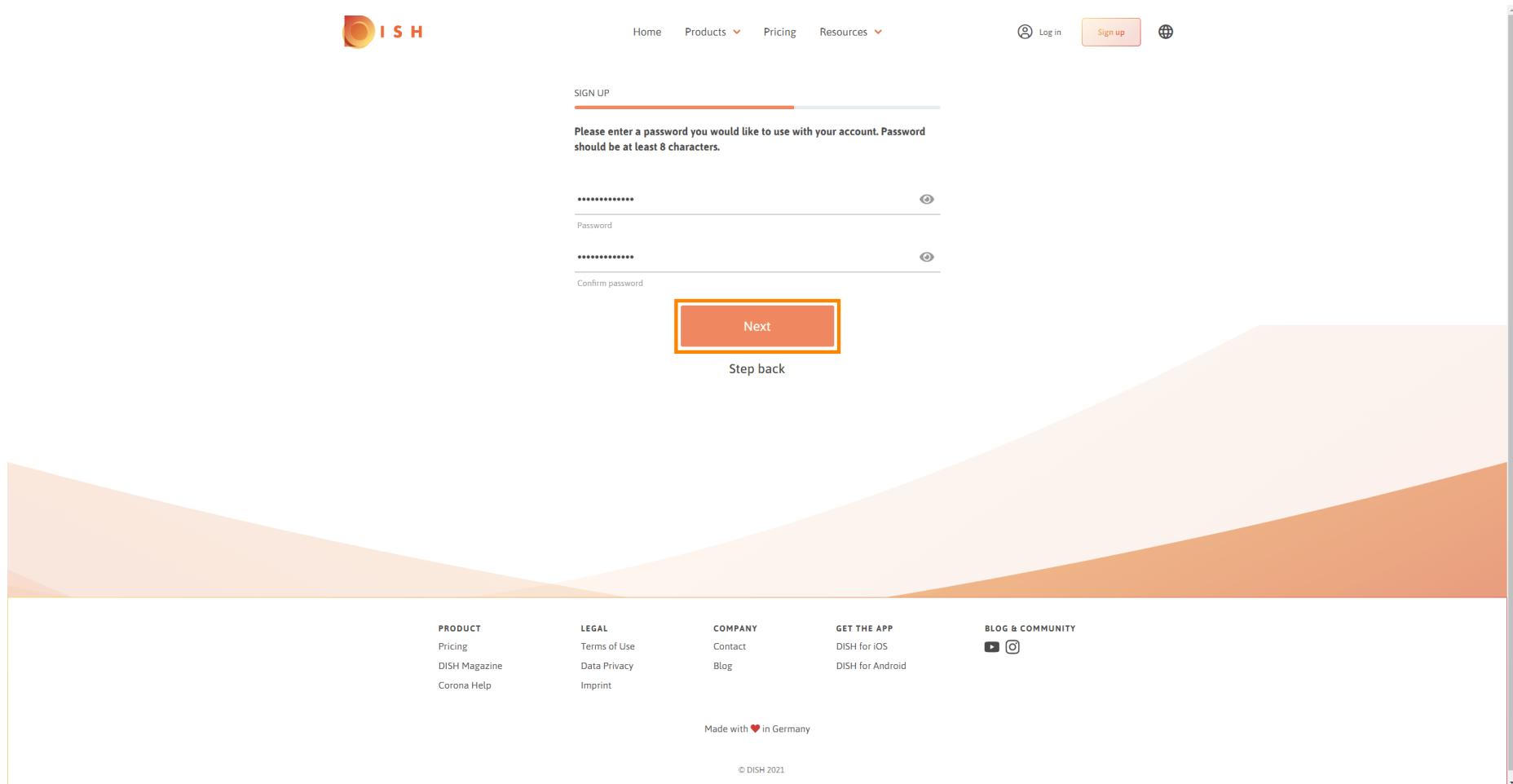
Confirm the **password** by typing it again.



The screenshot shows the DISH website's account creation process. At the top, the DISH logo is on the left, and navigation links (Home, Products, Pricing, Resources) and user options (Log in, Sign up, a globe icon) are on the right. A progress bar indicates the 'SIGN UP' step is active. Below this, a message states: 'Please enter a password you would like to use with your account. Password should be at least 8 characters.' There are two password input fields. The first field is labeled 'Password' and contains a masked password '*****'. The second field is labeled 'Confirm password' and contains the text 'Confirm password'; this field is highlighted with an orange border. Below the fields are 'Next' and 'Step back' buttons. The footer contains links for PRODUCT (Pricing, DISH Magazine, Corona Help), LEGAL (Terms of Use, Data Privacy, Imprint), COMPANY (Contact, Blog), GET THE APP (DISH for iOS, DISH for Android), and BLOG & COMMUNITY (with YouTube and Instagram icons). It also includes 'Made with ❤️ in Germany' and '© DISH 2021'.



Proceed by clicking on **next**.



The screenshot shows the DISH website's sign-up process. At the top left is the DISH logo. The navigation bar includes links for Home, Products, Pricing, and Resources. On the right, there are links for Log in and Sign up, along with a globe icon. The main content area is titled 'SIGN UP' and features a progress bar. Below the progress bar, a message states: 'Please enter a password you would like to use with your account. Password should be at least 8 characters.' There are two password input fields, each with a toggle icon. The first field is labeled 'Password' and the second is labeled 'Confirm password'. Below the second field is an orange 'Next' button, which is highlighted with an orange border. Below the 'Next' button is a 'Step back' link. The footer contains several sections: 'PRODUCT' with links for Pricing, DISH Magazine, and Corona Help; 'LEGAL' with links for Terms of Use, Data Privacy, and Imprint; 'COMPANY' with links for Contact and Blog; 'GET THE APP' with links for DISH for iOS and DISH for Android; and 'BLOG & COMMUNITY' with YouTube and Instagram icons. At the bottom center, it says 'Made with ❤️ in Germany' and '© DISH 2021'.

DISH

Home Products Pricing Resources

Log in Sign up

SIGN UP

Please enter a password you would like to use with your account. Password should be at least 8 characters.

Password

Confirm password

Next

Step back

PRODUCT
Pricing
DISH Magazine
Corona Help

LEGAL
Terms of Use
Data Privacy
Imprint

COMPANY
Contact
Blog

GET THE APP
DISH for iOS
DISH for Android

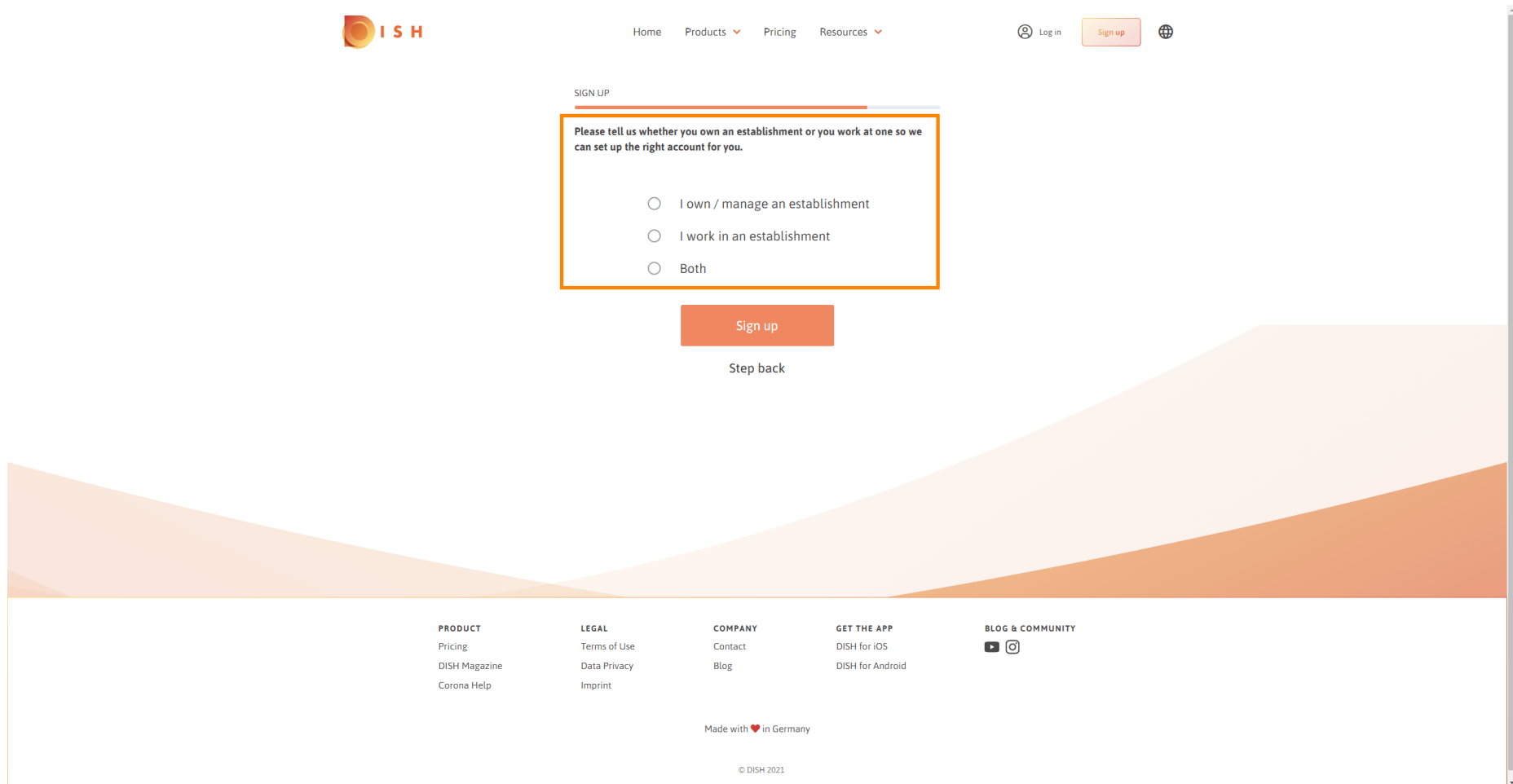
BLOG & COMMUNITY
YouTube Instagram

Made with ❤️ in Germany

© DISH 2021



Choose whether **you own/manage an establishment**, **work in it** or **both** by selecting it.



The screenshot shows the DISH website's sign-up process. At the top, the DISH logo is on the left, and navigation links (Home, Products, Pricing, Resources) and user options (Log in, Sign up, a globe icon) are on the right. The main content area is titled "SIGN UP" and contains a form. The form has a heading: "Please tell us whether you own an establishment or you work at one so we can set up the right account for you." Below this heading are three radio button options: "I own / manage an establishment", "I work in an establishment", and "Both". The "Both" option is selected. Below the radio buttons are two buttons: "Sign up" and "Step back". The footer contains several columns of links: "PRODUCT" (Pricing, DISH Magazine, Corona Help), "LEGAL" (Terms of Use, Data Privacy, Imprint), "COMPANY" (Contact, Blog), "GET THE APP" (DISH for iOS, DISH for Android), and "BLOG & COMMUNITY" (YouTube, Instagram icons). At the bottom center, it says "Made with ❤️ in Germany" and "© DISH 2021".

SIGN UP

Please tell us whether you own an establishment or you work at one so we can set up the right account for you.

☐ I own / manage an establishment

☐ I work in an establishment

☒ Both

Sign up

Step back

PRODUCT
Pricing
DISH Magazine
Corona Help

LEGAL
Terms of Use
Data Privacy
Imprint

COMPANY
Contact
Blog

GET THE APP
DISH for iOS
DISH for Android

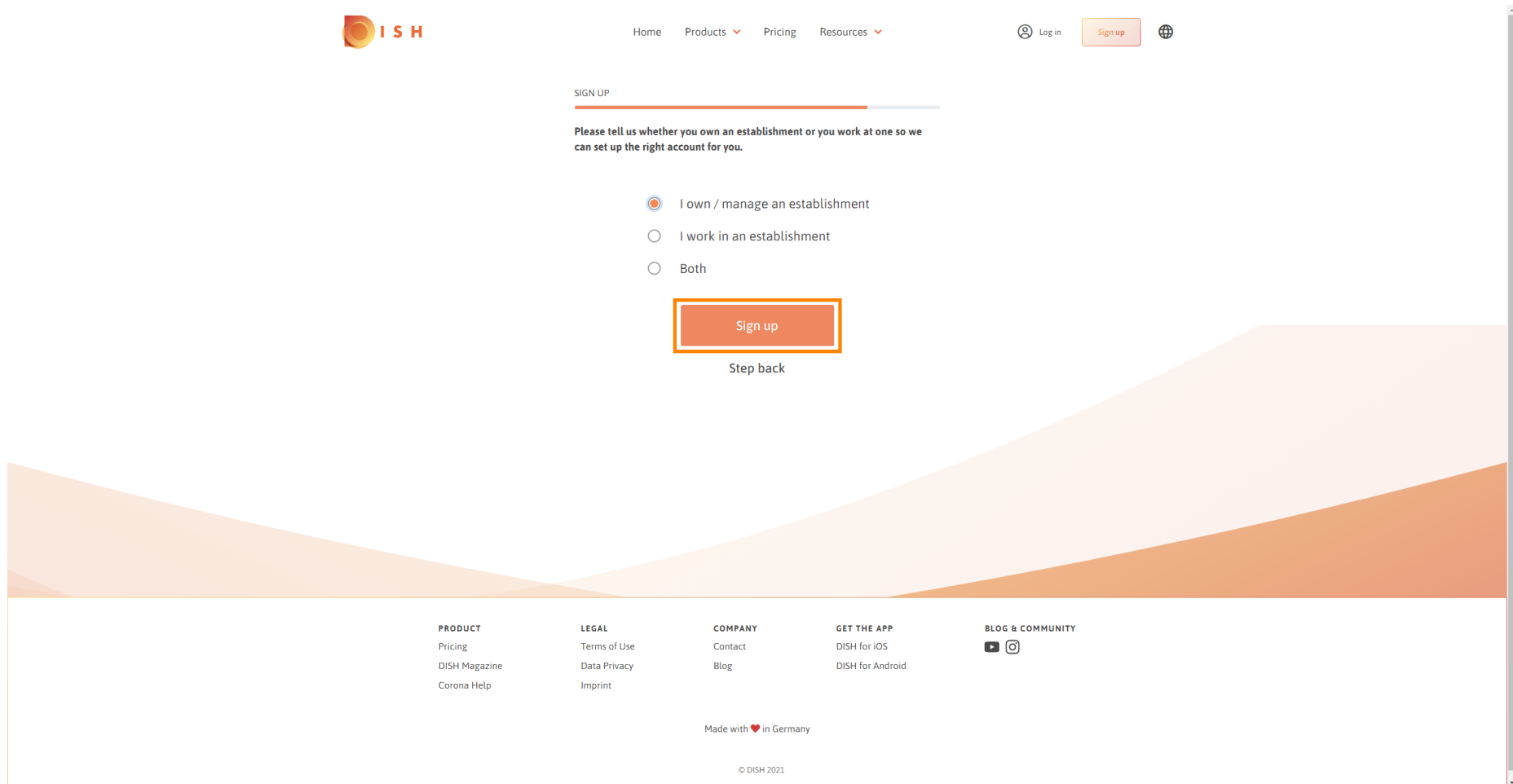
BLOG & COMMUNITY
YouTube
Instagram

Made with ❤️ in Germany

© DISH 2021



Click on **sign up** to finish the registration process.



The screenshot shows the DISH website's sign-up process. At the top, the DISH logo is on the left, and navigation links for Home, Products, Pricing, and Resources are in the center. On the right, there are links for Log in and Sign up, with the Sign up button highlighted by an orange border. Below the navigation bar, a progress bar indicates the current step is 'SIGN UP'. The main text asks the user to specify if they own, work at, or both own and work at an establishment. Three radio buttons are provided: 'I own / manage an establishment' (selected), 'I work in an establishment', and 'Both'. Below these options is a large orange 'Sign up' button, also highlighted with an orange border, and a 'Step back' link. The footer contains links for Product, Legal, Company, Get the App, and Blog & Community, along with social media icons and a copyright notice for 2021 Hospitality Digital GmbH.

DISH

Home Products Pricing Resources

Log in Sign up

SIGN UP

Please tell us whether you own an establishment or you work at one so we can set up the right account for you.

☒ I own / manage an establishment

☐ I work in an establishment

☐ Both

Sign up

Step back

PRODUCT
Pricing
DISH Magazine
Corona Help

LEGAL
Terms of Use
Data Privacy
Imprint

COMPANY
Contact
Blog

GET THE APP
DISH for iOS
DISH for Android


BLOG & COMMUNITY
YouTube Instagram

Made with ❤️ in Germany

© DISH 2021






Now after you have successfully set up the account you need to add an establishment to the account. For that, click on add establishment. **Note: You can add an establishment later as well.**





Enter your **establishment name**, **type** and **country**.

Home Products Pricing Resources John Doe  

ESTABLISHMENT SELECTED:
0 ACTIVE ESTABLISHMENTS Nothing selected MY SUBSCRIPTIONS MY TEAM MY ESTABLISHMENT

CREATE ESTABLISHMENT

Add your establishment details.

Enter Establishment Name

Establishment Name

Enter Establishment Type

Establishment Type

Select Country

Country

Next

PRODUCT

[Pricing](#)
[DISH Magazine](#)
[Corona Help](#)

LEGAL

[Terms of Use](#)
[Data Privacy](#)
[Imprint](#)



COMPANY


[Contact](#)
[Blog](#)

GET THE APP

[DISH for iOS](#)
[DISH for Android](#)

BLOG & COMMUNITY

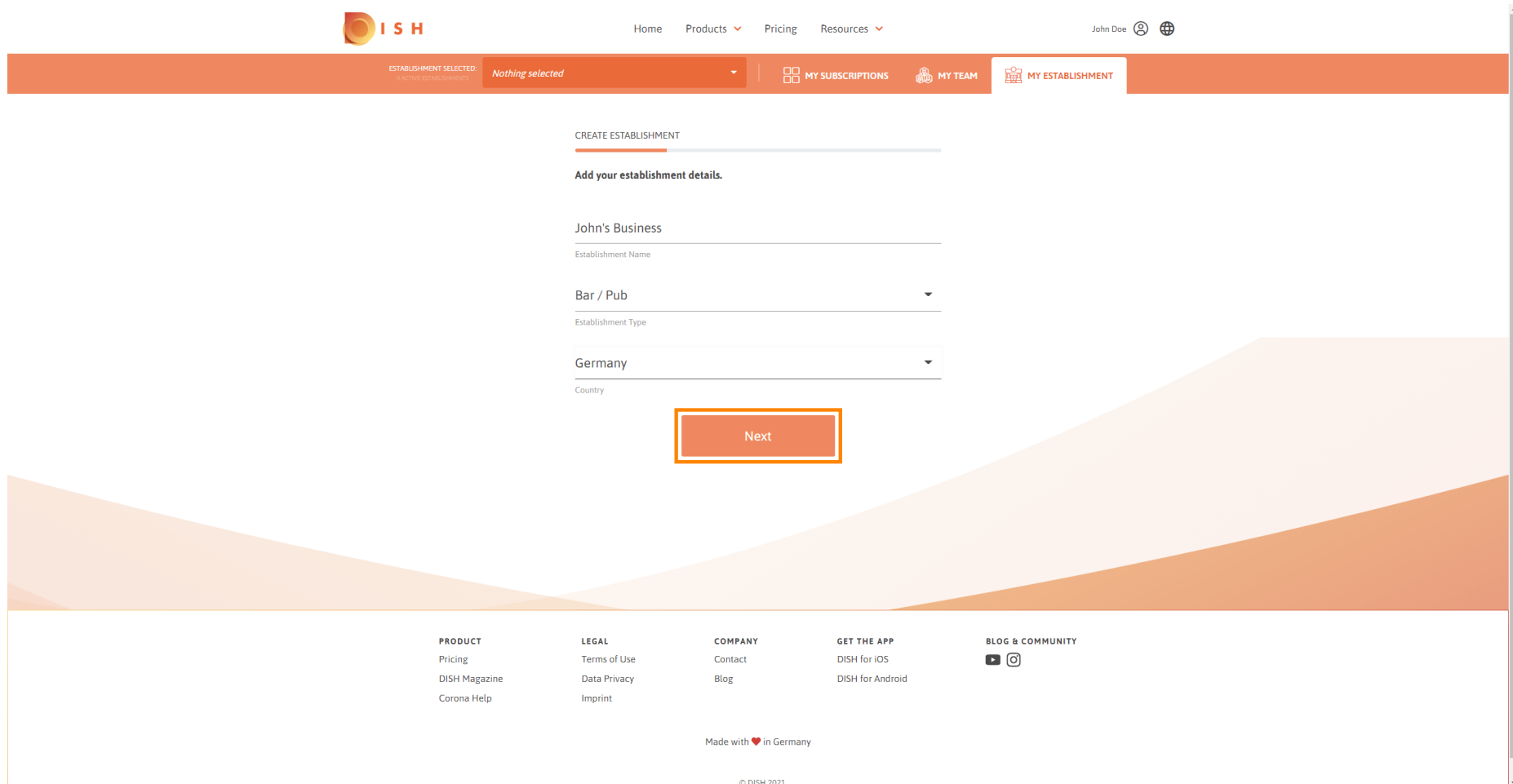
 

Made with  in Germany

© DISH 2021



Go to the next step by clicking on **next**.



The screenshot shows the 'CREATE ESTABLISHMENT' form in the DISH web application. The form is titled 'CREATE ESTABLISHMENT' and has a sub-header 'Add your establishment details.' The form contains three input fields: 'Establishment Name' with the value 'John's Business', 'Establishment Type' with the value 'Bar / Pub', and 'Country' with the value 'Germany'. A red 'Next' button is located below the form. The page has a dark orange header with the DISH logo, navigation links (Home, Products, Pricing, Resources), and user information (John Doe). The footer contains links for PRODUCT, LEGAL, COMPANY, GET THE APP, and BLOG & COMMUNITY, along with a copyright notice for 2021 Hospitality Digital GmbH.

ESTABLISHMENT SELECTED: 0 ACTIVE ESTABLISHMENTS *Nothing selected*

MY SUBSCRIPTIONS MY TEAM MY ESTABLISHMENT

CREATE ESTABLISHMENT

Add your establishment details.

John's Business

Establishment Name

Bar / Pub

Establishment Type

Germany

Country

Next

PRODUCT
Pricing
DISH Magazine
Corona Help

LEGAL
Terms of Use
Data Privacy
Imprint

COMPANY
Contact
Blog

GET THE APP
DISH for iOS
DISH for Android

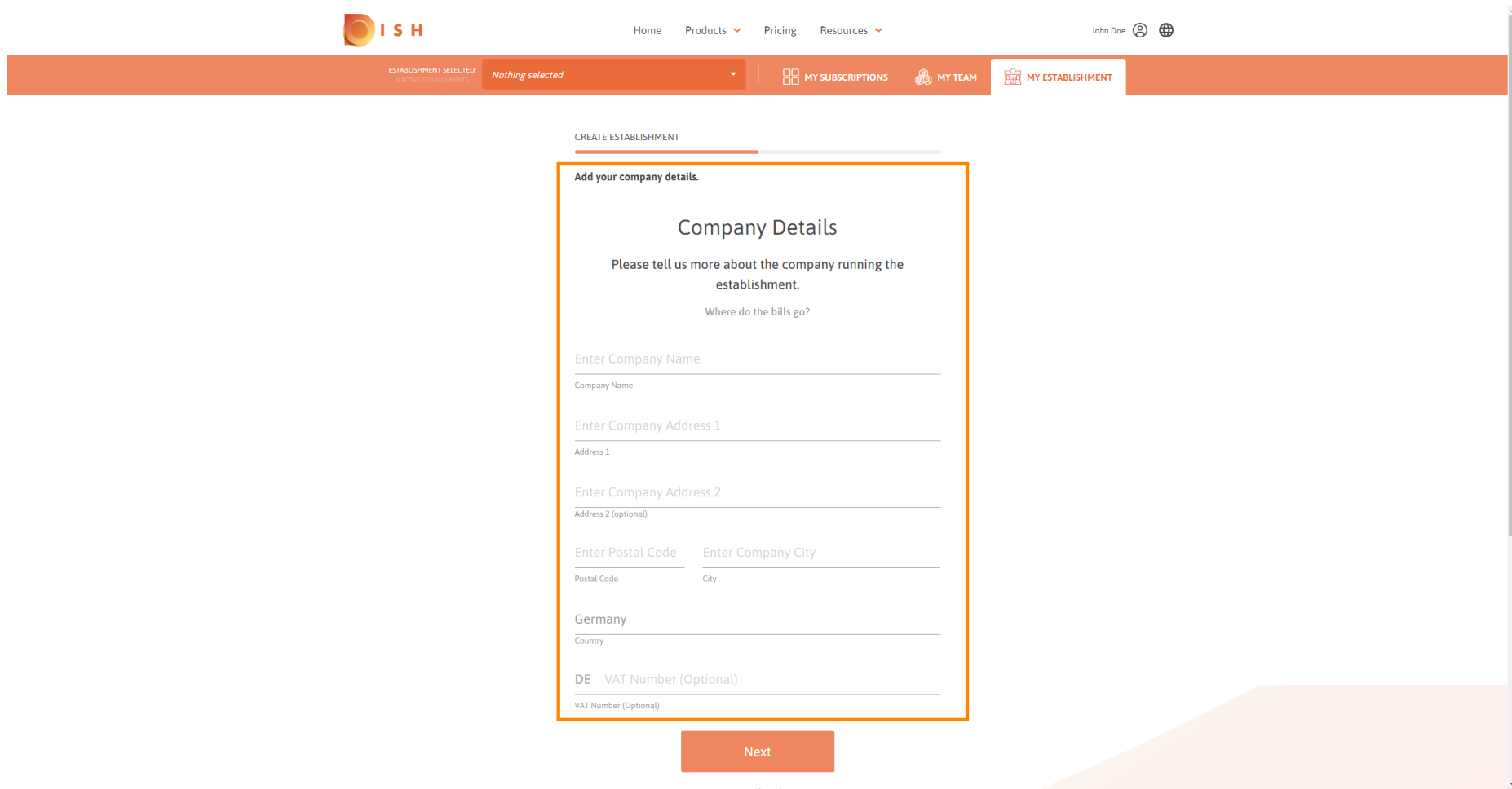
BLOG & COMMUNITY
YouTube Instagram

Made with ❤️ in Germany

© DISH 2021



Type then **name** and **address** of your company into the designated text fields and add a VAT number if you have one. **Note: The VAT number may be optional depending on in which country you are located.**



The screenshot shows the 'CREATE ESTABLISHMENT' form in the DISH web application. The form is titled 'Company Details' and asks for company information. The fields are as follows:

- Company Name:** A text input field with the placeholder 'Enter Company Name'.
- Address 1:** A text input field with the placeholder 'Enter Company Address 1'.
- Address 2 (optional):** A text input field with the placeholder 'Enter Company Address 2'.
- Postal Code:** A text input field with the placeholder 'Enter Postal Code'.
- City:** A text input field with the placeholder 'Enter Company City'.
- Country:** A dropdown menu with 'Germany' selected.
- VAT Number (Optional):** A text input field with the placeholder 'DE VAT Number (Optional)'.

A 'Next' button is located at the bottom of the form. The form is highlighted with an orange border in the original image.



Click **next** to continue.

HomeProducts ▾PricingResources ▾

John Doe

ESTABLISHMENT SELECTED:
0 ACTIVE ESTABLISHMENTS

Nothing selected ▾

MY SUBSCRIPTIONS

MY TEAM

MY ESTABLISHMENT

CREATE ESTABLISHMENT

Add your company details.

Company Details

Please tell us more about the company running the establishment.

Where do the bills go?

John's Pub

Company Name

Teststreet 12

Address 1

Enter Company Address 2

Address 2 (optional)

14123

Berlin

Postal Code

City

Germany

Country

DE

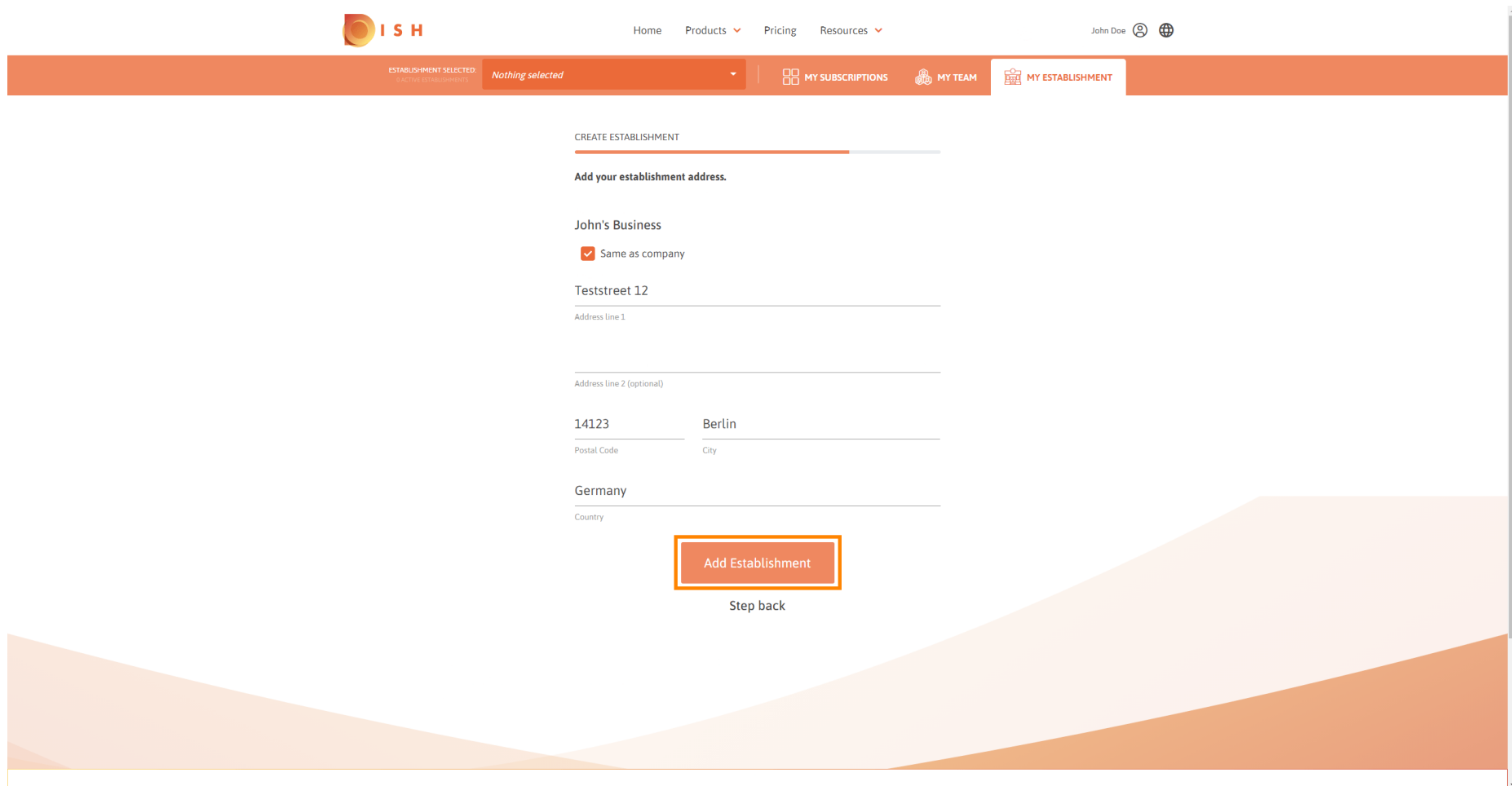
VAT Number (Optional)

VAT Number (Optional)

Next



In the final step enter the **address** of your establishment. If it is the same as your company address then you can finish the process directly by clicking on **add establishment**.



The screenshot shows the 'CREATE ESTABLISHMENT' form in the DISH web application. The form is titled 'CREATE ESTABLISHMENT' and has a progress bar. Below the title, it says 'Add your establishment address.' The form is for 'John's Business' and has a checkbox 'Same as company' which is checked. The address fields are: 'Teststreet 12' (Address line 1), 'Address line 2 (optional)' (empty), '14123' (Postal Code), 'Berlin' (City), and 'Germany' (Country). At the bottom, there is a red 'Add Establishment' button and a 'Step back' link.

ISH

Home Products Pricing Resources

John Doe

ESTABLISHMENT SELECTED: 0 ACTIVE ESTABLISHMENTS

Nothing selected

MY SUBSCRIPTIONS MY TEAM MY ESTABLISHMENT

CREATE ESTABLISHMENT

Add your establishment address.

John's Business

☒ Same as company

Teststreet 12

Address line 1

Address line 2 (optional)

14123 Berlin

Postal Code City

Germany

Country

Add Establishment

Step back