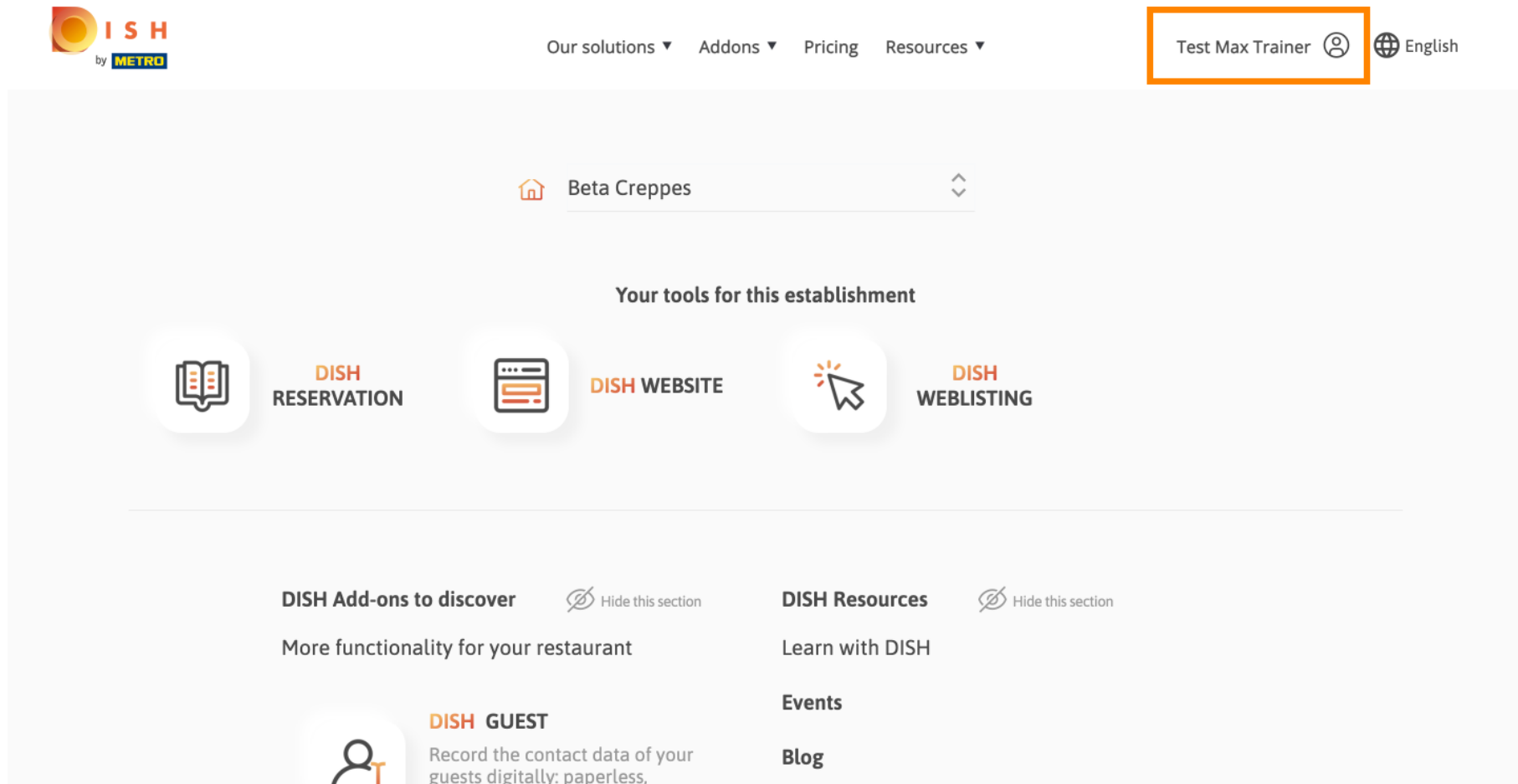


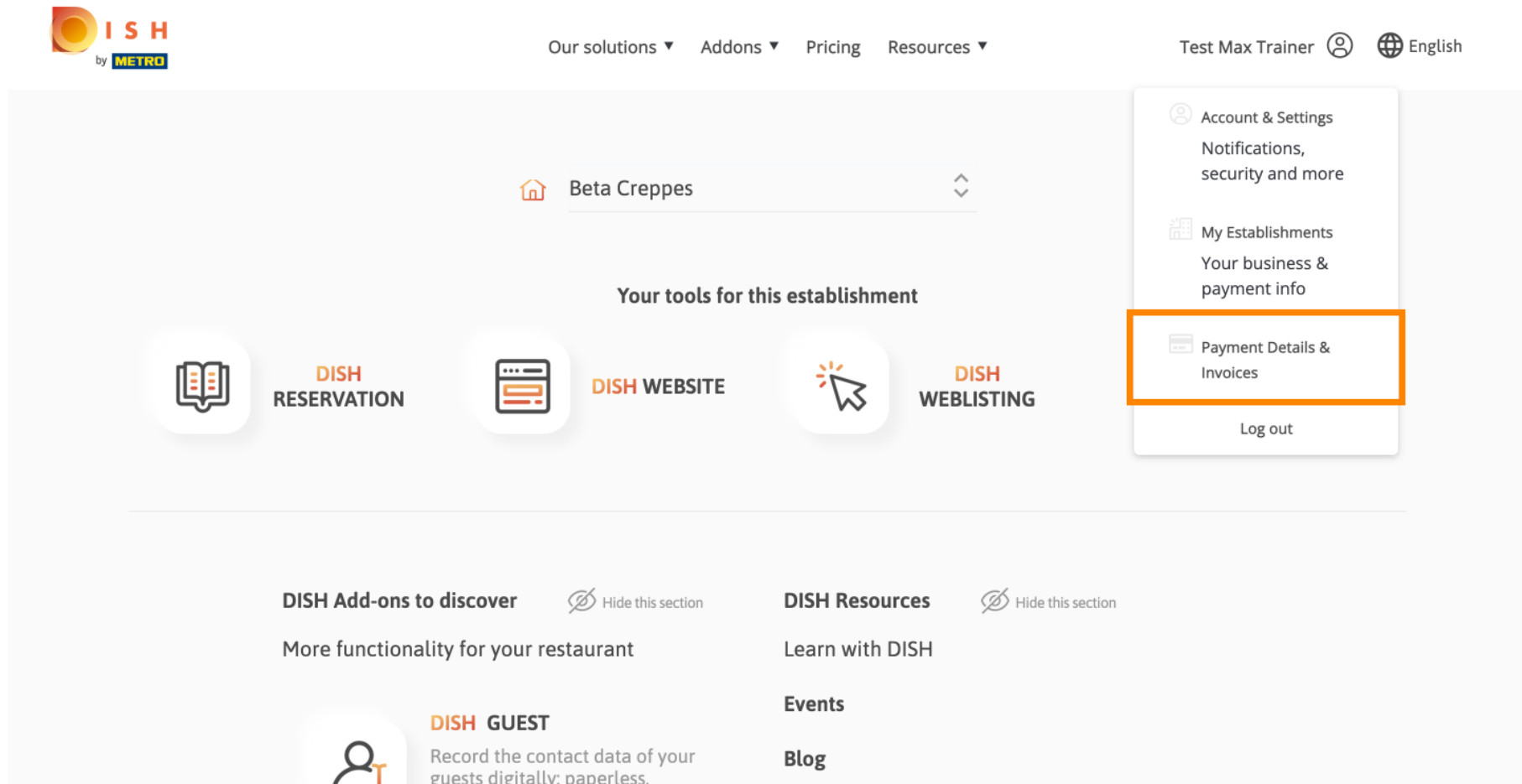
Po přihlášení ke svému účtu DISH klikněte na **ikonu profilu**.



The screenshot displays the DISH user interface for a restaurant named "Beta Creppes". At the top left is the DISH by METRO logo. The navigation menu includes "Our solutions", "Addons", "Pricing", and "Resources". In the top right corner, the user profile "Test Max Trainer" is highlighted with an orange box, along with a globe icon and the text "English". Below the navigation, the restaurant name "Beta Creppes" is shown with a home icon and a dropdown arrow. The main section is titled "Your tools for this establishment" and features three icons: "DISH RESERVATION" (book icon), "DISH WEBSITE" (server icon), and "DISH WEBLISTING" (mouse cursor icon). At the bottom, there are two sections: "DISH Add-ons to discover" with a "Hide this section" link and the text "More functionality for your restaurant", and "DISH Resources" with a "Hide this section" link and the text "Learn with DISH". Below these are "Events" and "Blog" links. A "DISH GUEST" section is also visible, featuring a person icon and the text "Record the contact data of your guests digitally: paperless,".



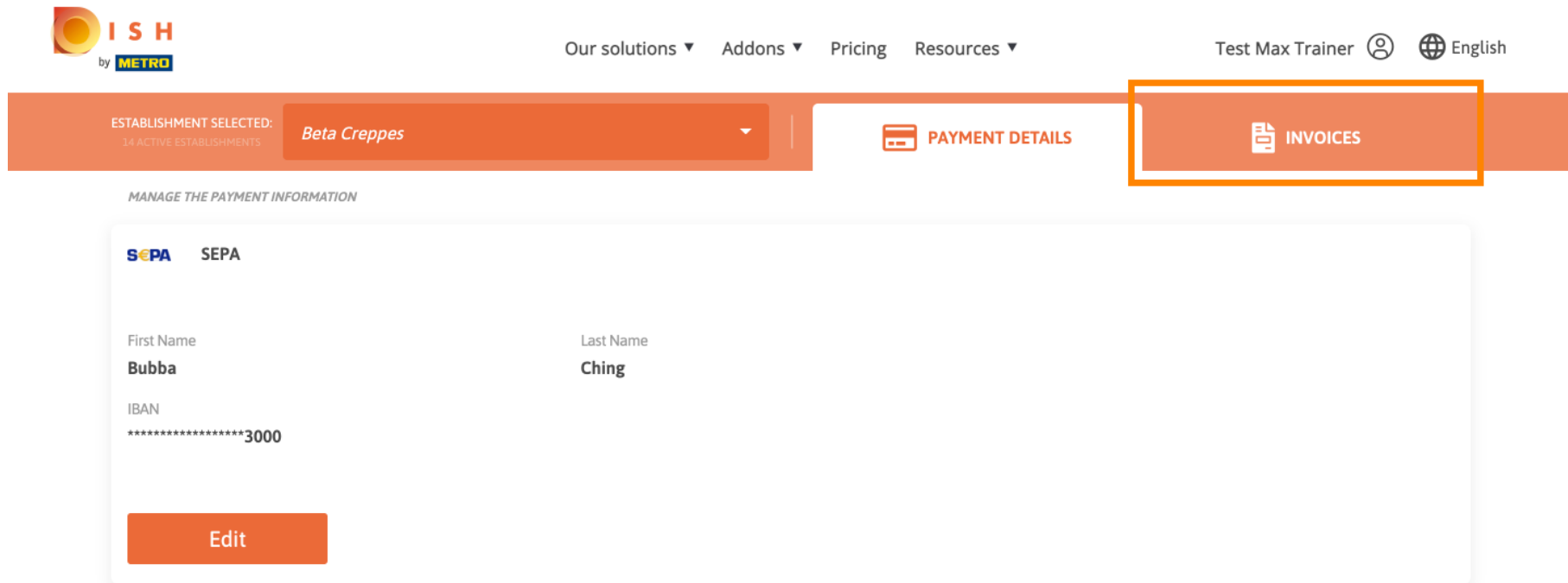
Vyberte **platební údaje a faktury** z nabídky.



The screenshot shows the DISH user interface for a restaurant named 'Beta Creppes'. The top navigation bar includes the DISH logo, 'Our solutions', 'Addons', 'Pricing', and 'Resources'. On the right, there are links for 'Test Max Trainer', a user profile icon, and 'English'. The main content area is titled 'Your tools for this establishment' and features three primary tools: 'DISH RESERVATION', 'DISH WEBSITE', and 'DISH WEBLISTING'. A dropdown menu is open on the right side, listing 'Account & Settings', 'My Establishments', and 'Payment Details & Invoices', with the latter being highlighted by an orange border. Below the tools, there are sections for 'DISH Add-ons to discover' and 'DISH Resources', each with a 'Hide this section' link. The 'DISH Add-ons to discover' section includes 'DISH GUEST' with a description: 'Record the contact data of your guests digitally: paperless,'. The 'DISH Resources' section lists 'Events' and 'Blog'.



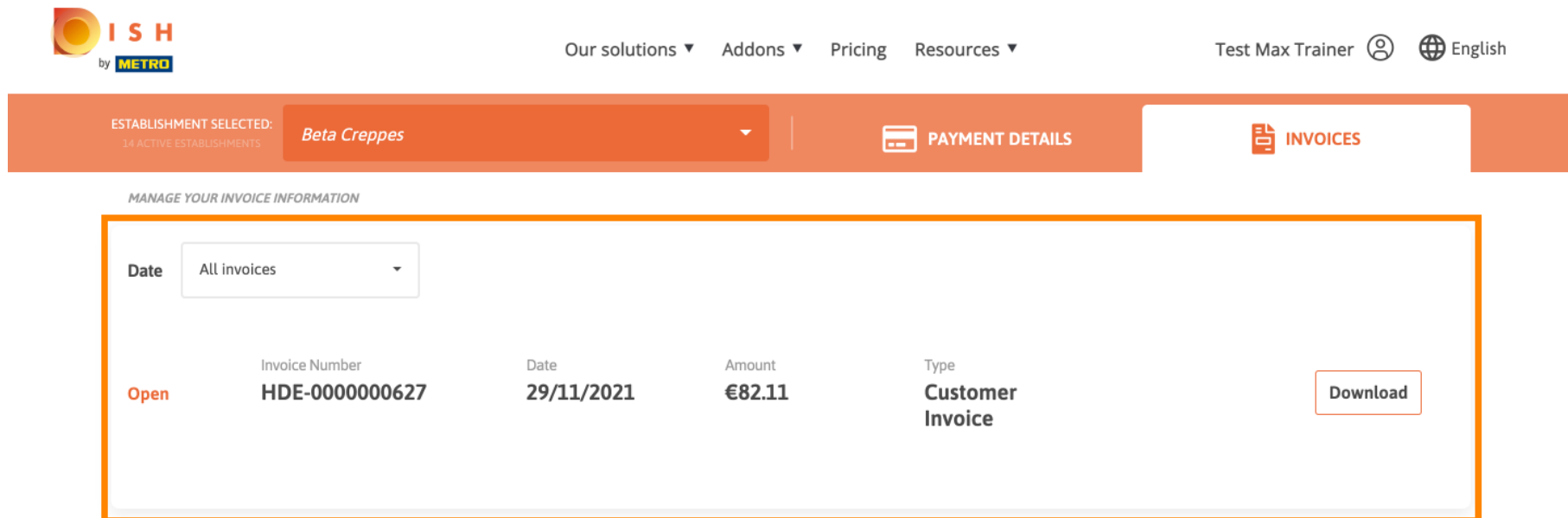
Změňte zobrazení kliknutím na **faktury**.



The screenshot shows the ISH by METRO dashboard. At the top left is the logo. The navigation menu includes 'Our solutions', 'Addons', 'Pricing', and 'Resources'. On the right, there are links for 'Test Max Trainer' and 'English'. Below the navigation is a header bar with 'ESTABLISHMENT SELECTED: 14 ACTIVE ESTABLISHMENTS Beta Creppes'. To the right of this are two tabs: 'PAYMENT DETAILS' and 'INVOICES', with the latter being highlighted by an orange border. Below the header is a section titled 'MANAGE THE PAYMENT INFORMATION' containing a form for SEPA payment details. The form includes fields for 'First Name' (Bubba), 'Last Name' (Ching), and 'IBAN' (*****3000). An 'Edit' button is located at the bottom of the form.



Zde se zobrazí všechny vaše **faktury** . Stáhněte si je kliknutím na tlačítko **Stáhnout** . Poznámka: V případě potřeby je můžete filtrovat podle data.

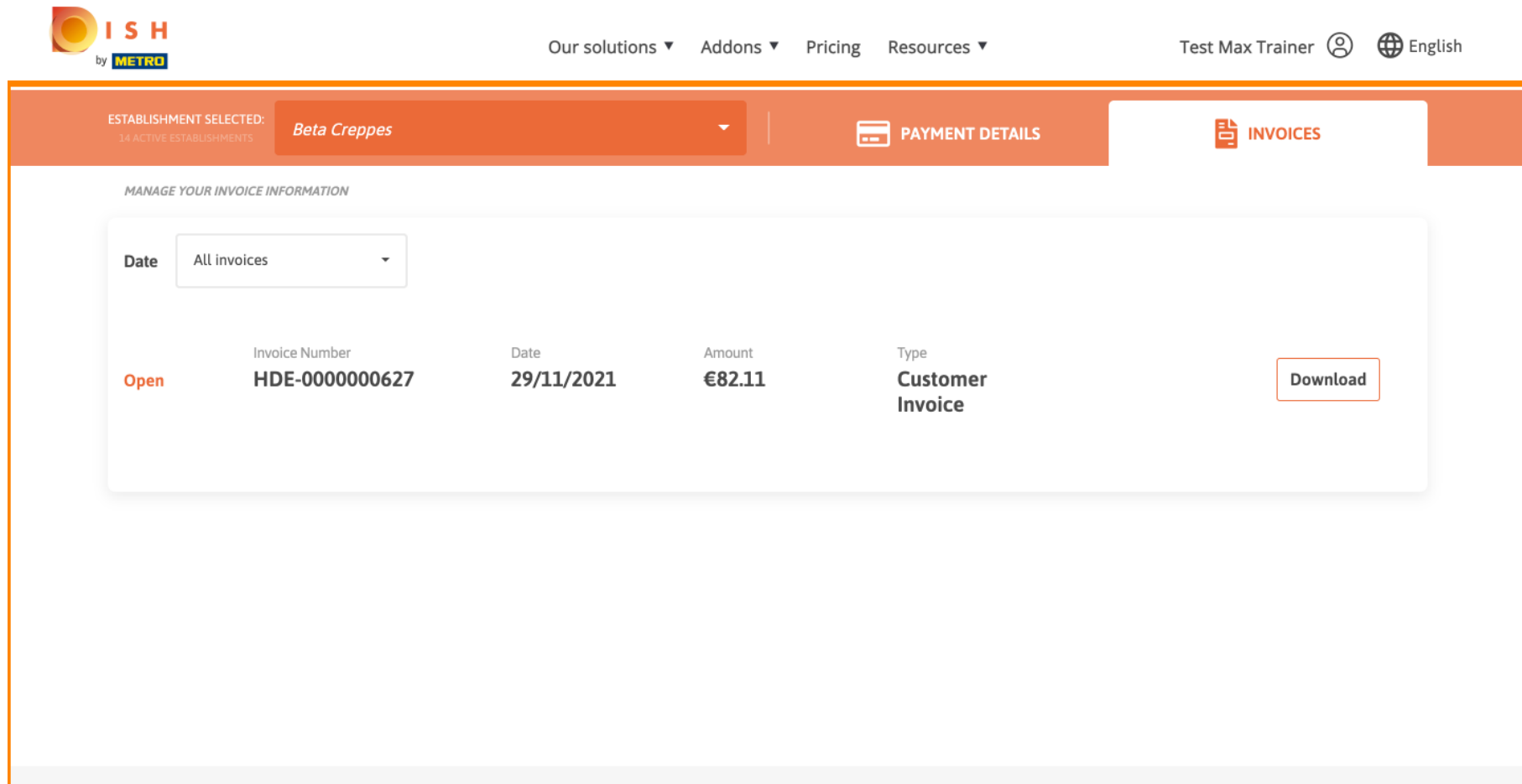


The screenshot shows the DISH web interface. At the top left is the logo 'ISH by METRO'. Navigation links include 'Our solutions', 'Addons', 'Pricing', and 'Resources'. On the right, there are links for 'Test Max Trainer' and 'English'. Below the navigation is a header bar with 'ESTABLISHMENT SELECTED: Beta Creppes' and a dropdown menu. There are two main tabs: 'PAYMENT DETAILS' and 'INVOICES'. Under the 'INVOICES' tab, there is a section titled 'MANAGE YOUR INVOICE INFORMATION' with a 'Date' filter set to 'All invoices'. Below this is a table of invoices with a 'Download' button for each row.

	Invoice Number	Date	Amount	Type	
Open	HDE-0000000627	29/11/2021	€82.11	Customer Invoice	Download



A je to. Nyní můžete prohlížet a exportovat své faktury.



The screenshot displays the DISH web interface for managing invoices. At the top, the logo 'ISH by METRO' is on the left, and navigation links 'Our solutions', 'Addons', 'Pricing', and 'Resources' are in the center. On the right, there are links for 'Test Max Trainer', a user profile icon, and 'English'. Below the navigation bar, a dropdown menu shows 'ESTABLISHMENT SELECTED: 14 ACTIVE ESTABLISHMENTS Beta Creppes'. To the right of this are two tabs: 'PAYMENT DETAILS' and 'INVOICES', with 'INVOICES' being the active tab. Under the 'INVOICES' tab, the heading 'MANAGE YOUR INVOICE INFORMATION' is followed by a 'Date' filter set to 'All invoices'. Below this is a table with one invoice entry:

	Invoice Number	Date	Amount	Type	
Open	HDE-000000627	29/11/2021	€82.11	Customer Invoice	Download