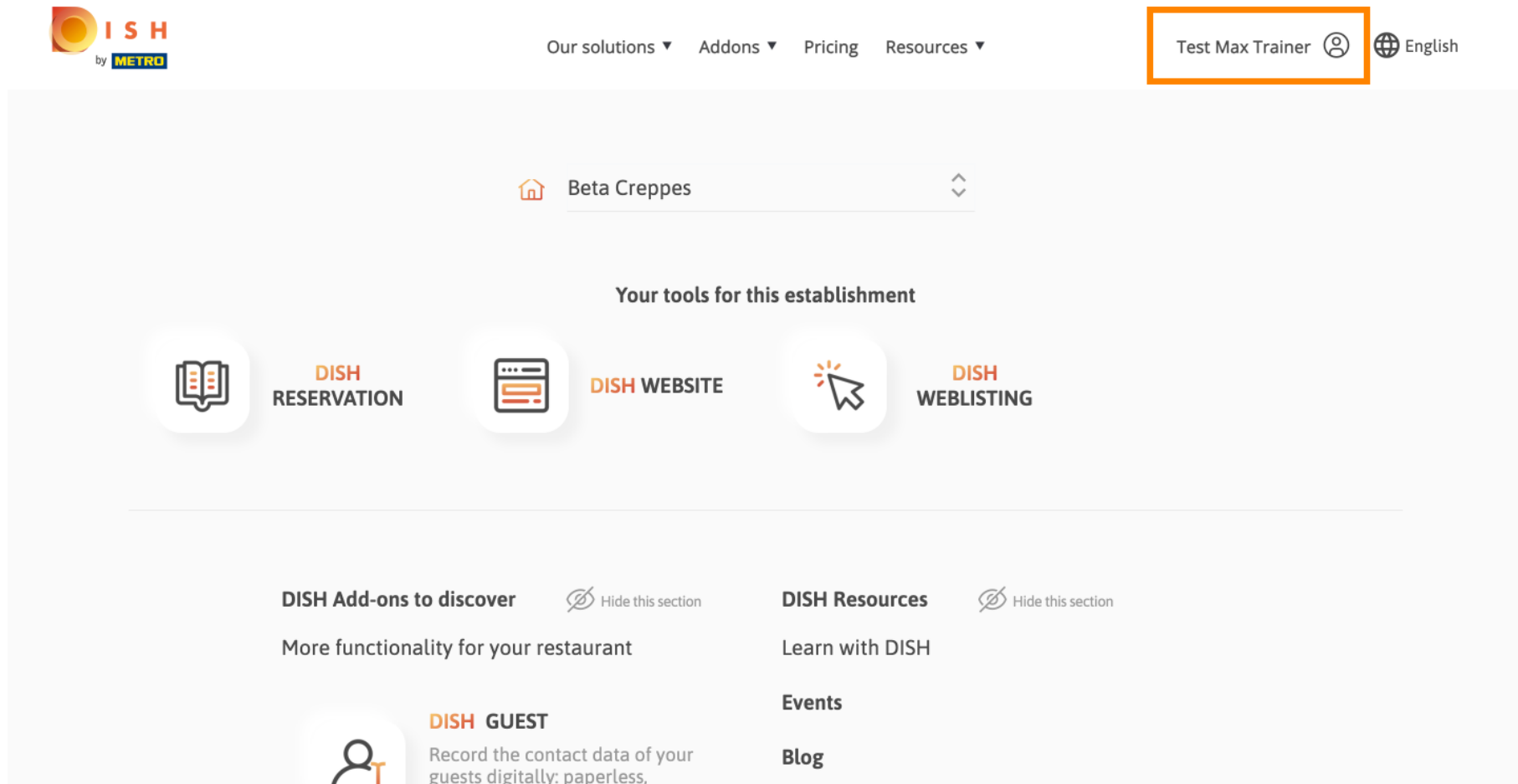
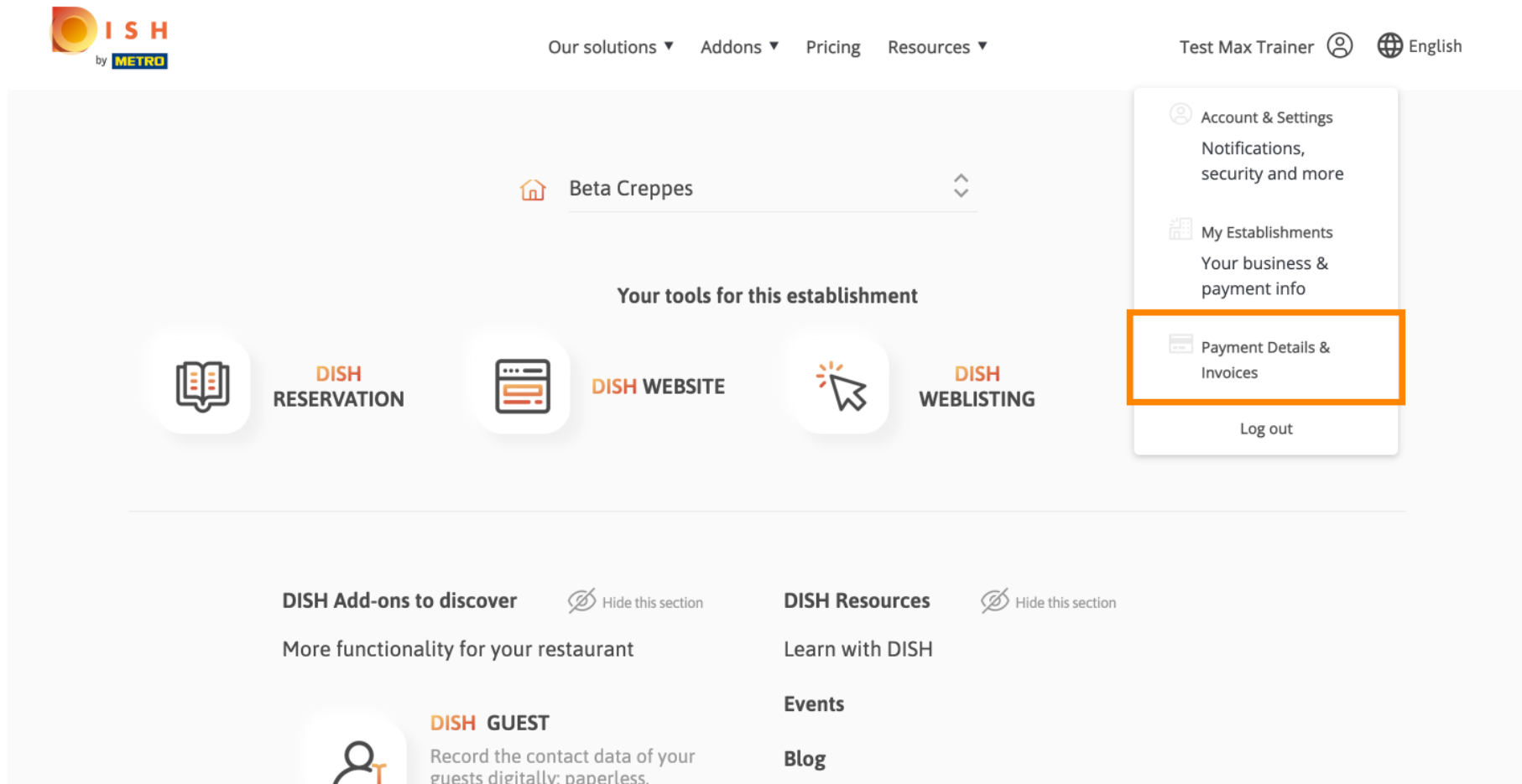


Una vez que haya iniciado sesión en su cuenta de DISH, haga clic en el **icono de perfil**.



The screenshot shows the DISH user interface. At the top left is the logo "ISH by METRO". To the right of the logo are navigation links: "Our solutions", "Addons", "Pricing", and "Resources". On the far right of the top navigation bar, the user's name "Test Max Trainer" is displayed next to a profile icon and a globe icon labeled "English". The profile icon is highlighted with an orange rectangular box. Below the navigation bar, the current establishment "Beta Creppes" is shown with a home icon and a dropdown arrow. The main content area is titled "Your tools for this establishment" and features three large icons: "DISH RESERVATION" (with a book icon), "DISH WEBSITE" (with a server icon), and "DISH WEBLISTING" (with a cursor icon). Below this, there are two sections: "DISH Add-ons to discover" with a "Hide this section" link and the text "More functionality for your restaurant", and "DISH Resources" with a "Hide this section" link and the text "Learn with DISH". At the bottom, there is a "DISH GUEST" section with a person icon and the text "Record the contact data of your guests digitally: paperless," and a "Blog" section.

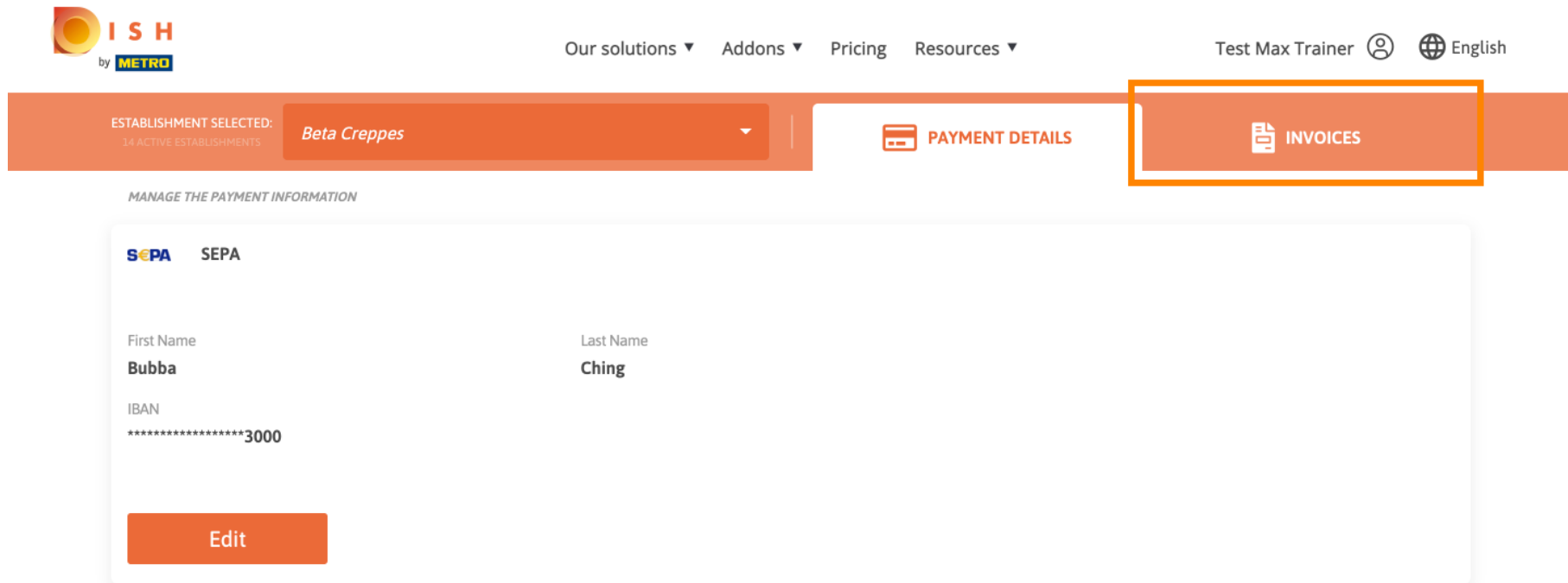
👉 Seleccione **detalles de pago y facturas** en el menú.



The screenshot shows the DISH user interface for a restaurant named 'Beta Creppes'. The top navigation bar includes the DISH logo, 'Our solutions', 'Addons', 'Pricing', and 'Resources'. On the right, there are links for 'Test Max Trainer', a user profile icon, and 'English'. The main content area is titled 'Your tools for this establishment' and features three primary tools: 'DISH RESERVATION', 'DISH WEBSITE', and 'DISH WEBLISTING'. A dropdown menu is open on the right side, listing 'Account & Settings', 'My Establishments', and 'Payment Details & Invoices', with the latter being highlighted by an orange border. Below the tools, there are sections for 'DISH Add-ons to discover' and 'DISH Resources', each with a 'Hide this section' link. At the bottom, there is a 'DISH GUEST' feature and a 'Blog' link.



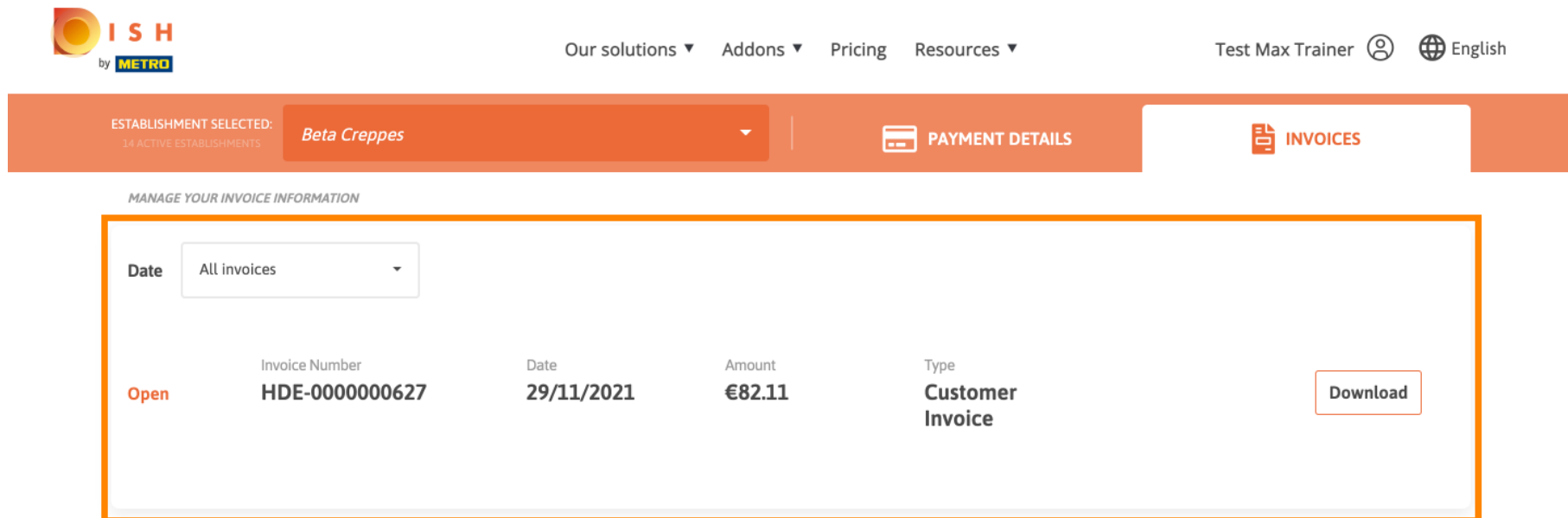
Cambie la vista haciendo clic en **facturas** .



The screenshot shows the DISH web interface. At the top left is the logo 'ISH by METRO'. The navigation menu includes 'Our solutions', 'Addons', 'Pricing', and 'Resources'. On the right, there are links for 'Test Max Trainer', a user profile icon, and 'English'. Below the navigation is a header bar with 'ESTABLISHMENT SELECTED: 14 ACTIVE ESTABLISHMENTS Beta Creppes'. To the right of this are two tabs: 'PAYMENT DETAILS' and 'INVOICES', with the latter being highlighted by an orange border. Below the header is a section titled 'MANAGE THE PAYMENT INFORMATION' containing a form for SEPA payment details. The form includes fields for 'First Name' (Bubba), 'Last Name' (Ching), and 'IBAN' (*****3000). An 'Edit' button is located at the bottom of the form.



Todas sus **facturas** se mostrarán aquí. Descárgalos haciendo clic en el botón de **descarga** . Nota: Puede filtrarlos por fecha si es necesario.

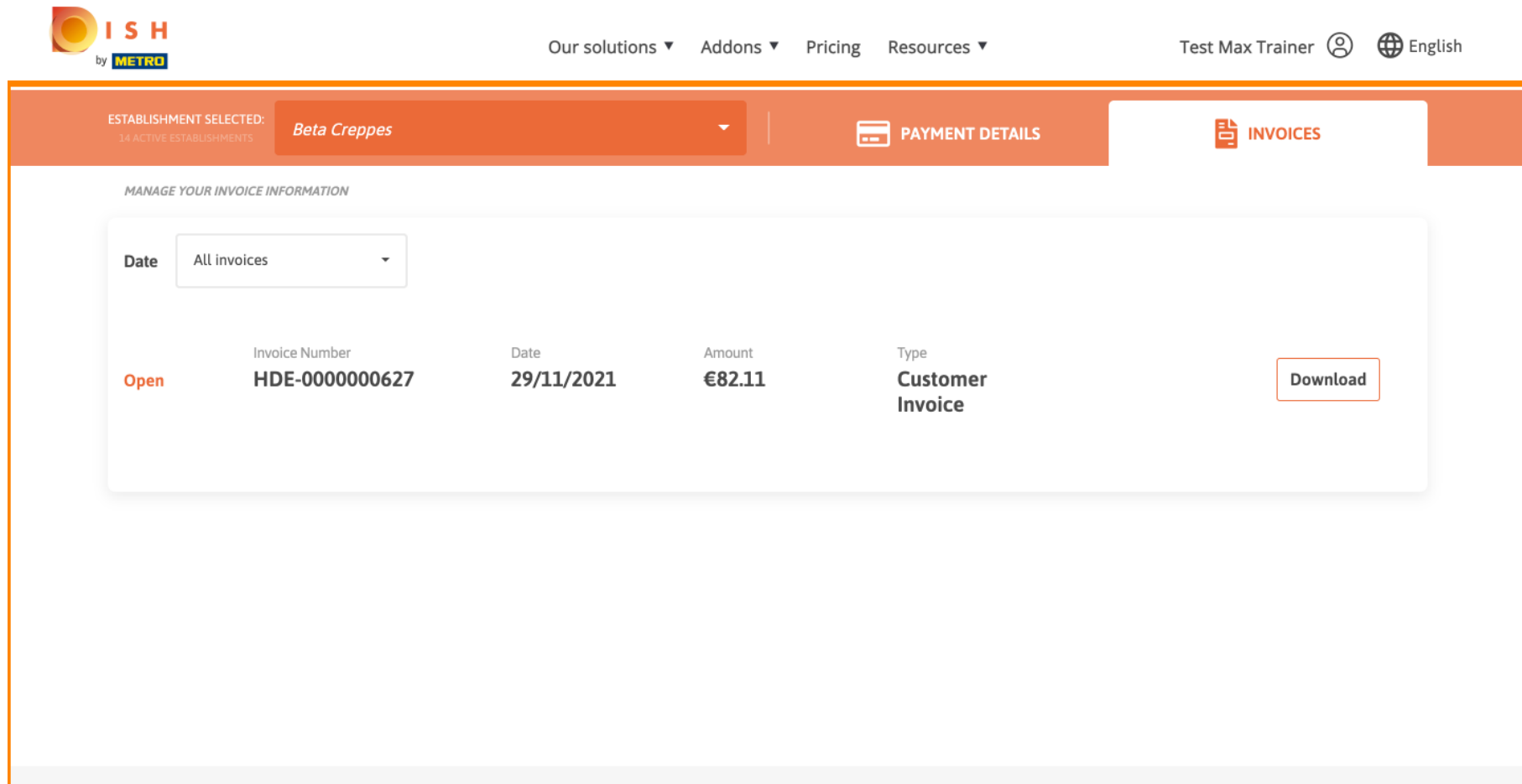


The screenshot shows the DISH web interface. At the top left is the ISH by METRO logo. Navigation links include 'Our solutions', 'Addons', 'Pricing', and 'Resources'. User options include 'Test Max Trainer', a profile icon, and 'English'. A secondary navigation bar contains 'ESTABLISHMENT SELECTED: Beta Creppes' (with '14 ACTIVE ESTABLISHMENTS' below it), 'PAYMENT DETAILS', and 'INVOICES'. Below this is a section titled 'MANAGE YOUR INVOICE INFORMATION' with a 'Date' filter set to 'All invoices'. A table lists one invoice:

	Invoice Number	Date	Amount	Type	
Open	HDE-0000000627	29/11/2021	€82.11	Customer Invoice	Download



Eso es. Ahora puede ver y exportar sus facturas.



The screenshot displays the ISH by METRO user interface. At the top, the logo is on the left, and navigation links for 'Our solutions', 'Addons', 'Pricing', and 'Resources' are in the center. On the right, there are links for 'Test Max Trainer', a user profile icon, and a globe icon for 'English'. Below the navigation bar, a dropdown menu shows 'ESTABLISHMENT SELECTED: Beta Creppes' with '14 ACTIVE ESTABLISHMENTS' below it. To the right of this are two tabs: 'PAYMENT DETAILS' and 'INVOICES', with 'INVOICES' being the active tab. Under the 'INVOICES' tab, the heading 'MANAGE YOUR INVOICE INFORMATION' is followed by a 'Date' filter set to 'All invoices'. Below this is a table with one row of invoice data and a 'Download' button.

	Invoice Number	Date	Amount	Type	
Open	HDE-0000000627	29/11/2021	€82.11	Customer Invoice	Download