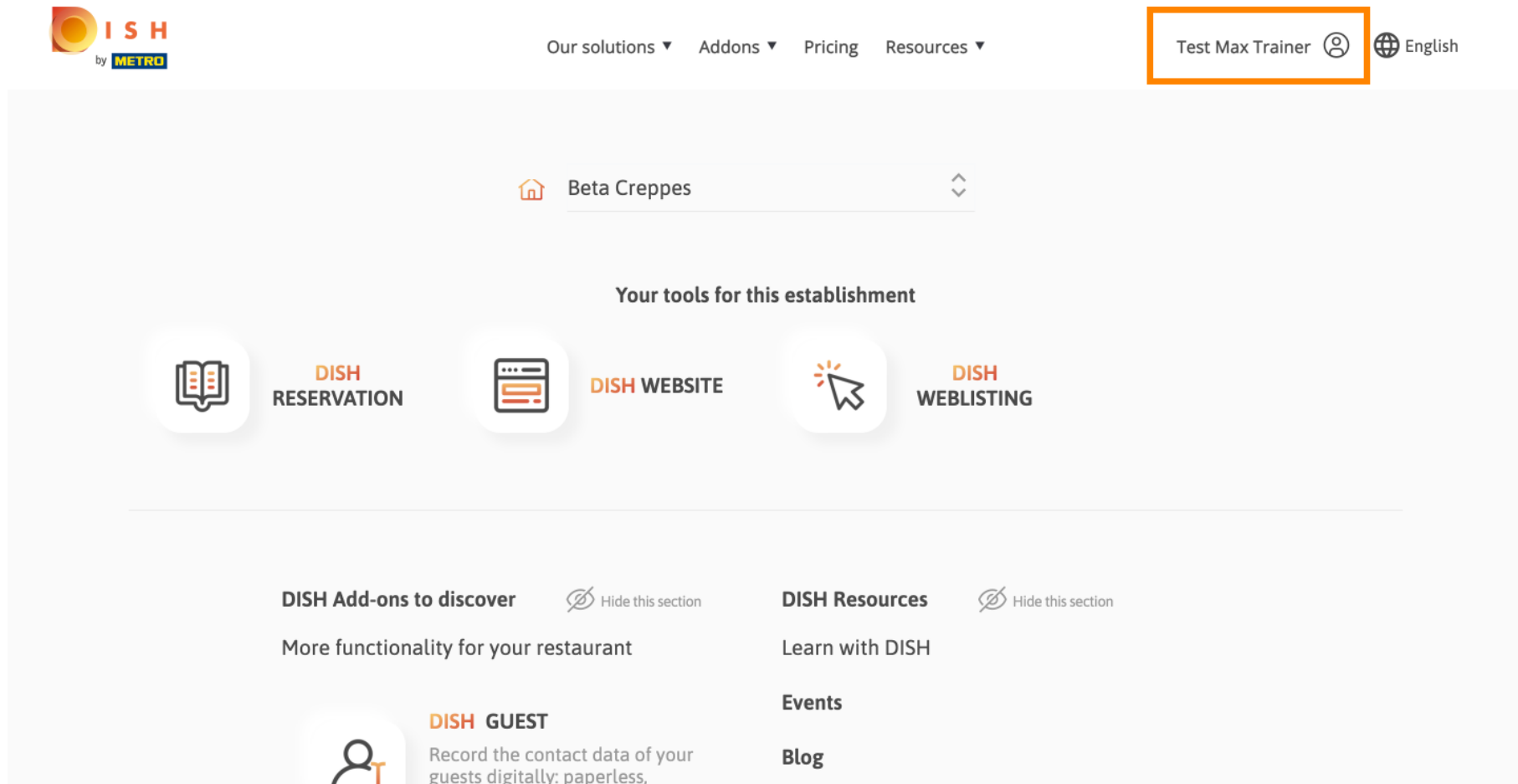
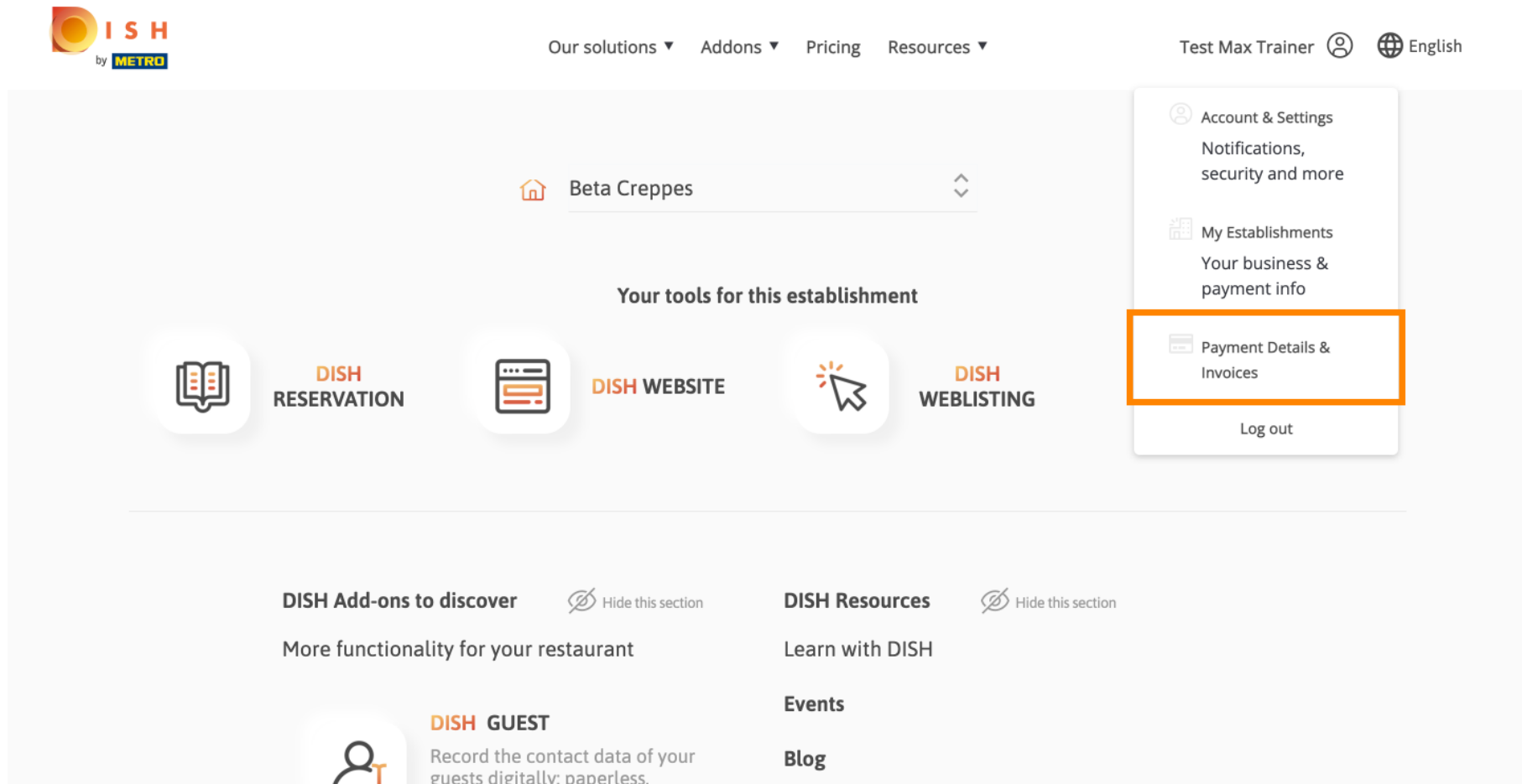


Nakon što ste se prijavili na svoj DISH račun, kliknite na **ikonu profila**.



The screenshot shows the DISH user interface for a restaurant named "Beta Creppes". At the top left is the "ISH by METRO" logo. The top navigation bar includes "Our solutions", "Addons", "Pricing", and "Resources". On the right, there is a user profile section with the text "Test Max Trainer" and a user icon, which is highlighted with an orange box. Next to it is a globe icon and the text "English". Below the navigation bar, the restaurant name "Beta Creppes" is displayed with a home icon and a dropdown arrow. The main section is titled "Your tools for this establishment" and features three large icons: "DISH RESERVATION" (with a book icon), "DISH WEBSITE" (with a server icon), and "DISH WEBLISTING" (with a cursor icon). Below this, there are two sections: "DISH Add-ons to discover" and "DISH Resources", each with a "Hide this section" link. The "DISH Add-ons to discover" section includes the text "More functionality for your restaurant" and a "DISH GUEST" icon with the description "Record the contact data of your guests digitally: paperless,". The "DISH Resources" section includes the text "Learn with DISH", "Events", and "Blog".

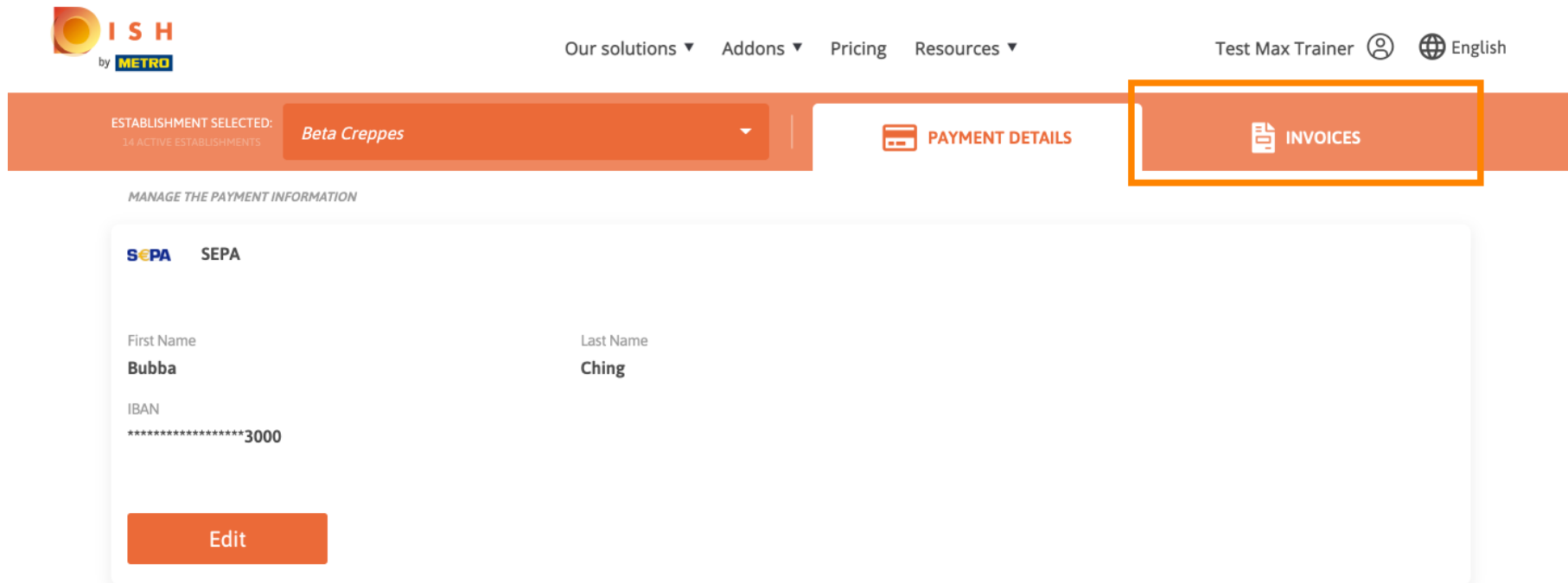
Odaberite detalje plaćanja i fakture s izbornika.



The screenshot shows the DISH user interface for a restaurant named 'Beta Creppes'. The top navigation bar includes the DISH logo, 'Our solutions', 'Addons', 'Pricing', and 'Resources'. On the right, there are links for 'Test Max Trainer' and 'English'. The main content area is titled 'Your tools for this establishment' and features three icons: 'DISH RESERVATION', 'DISH WEBSITE', and 'DISH WEBLISTING'. A dropdown menu is open on the right, listing 'Account & Settings', 'My Establishments', 'Payment Details & Invoices' (highlighted with an orange border), and 'Log out'. Below this, there are sections for 'DISH Add-ons to discover' and 'DISH Resources', each with a 'Hide this section' link. The 'DISH GUEST' section is partially visible at the bottom.



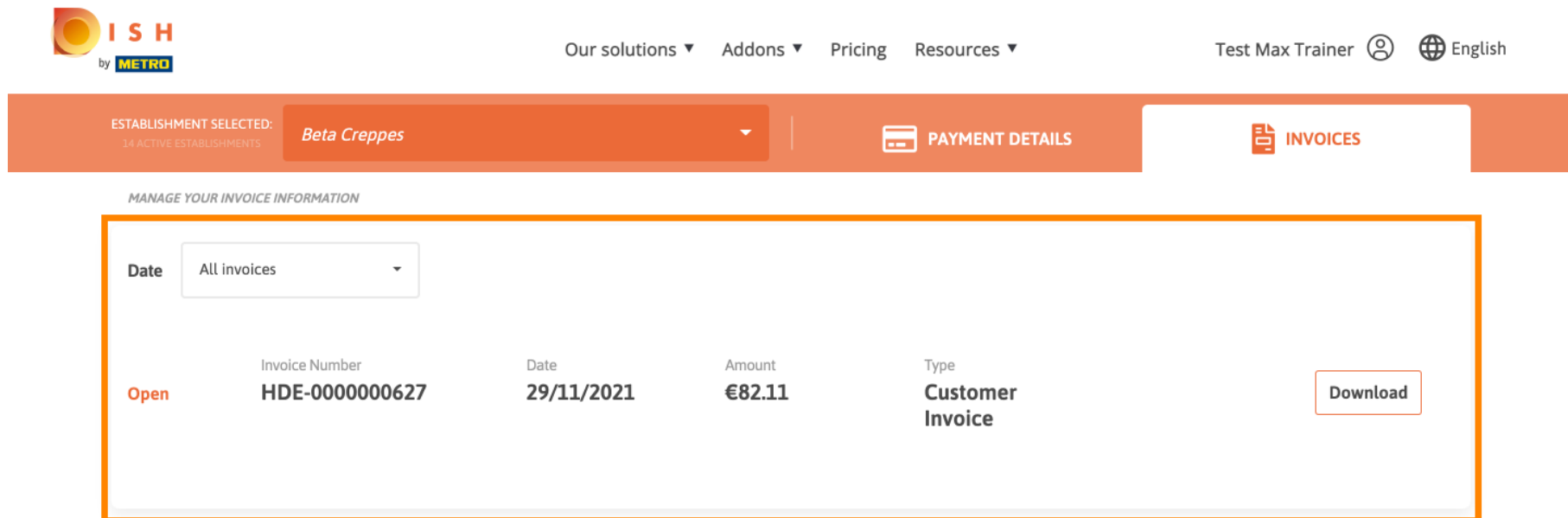
Promijenite prikaz klikom na **fakture**.



The screenshot shows the DISH web interface. At the top left is the logo 'ISH by METRO'. To the right are navigation links: 'Our solutions', 'Addons', 'Pricing', and 'Resources'. Further right are 'Test Max Trainer' and 'English'. Below the navigation is a header bar with 'ESTABLISHMENT SELECTED: 14 ACTIVE ESTABLISHMENTS Beta Creppes'. To the right of this are two tabs: 'PAYMENT DETAILS' and 'INVOICES', with the latter being highlighted by an orange border. Below the header is a section titled 'MANAGE THE PAYMENT INFORMATION' containing a form for SEPA payment details. The form includes fields for 'First Name' (Bubba), 'Last Name' (Ching), and 'IBAN' (*****3000). An 'Edit' button is located at the bottom of the form.



Ovdje će biti prikazani svi vaši **računi**. Preuzmite ih klikom na gumb za **preuzimanje**. Napomena: možete ih filtrirati po datumu ako je potrebno.

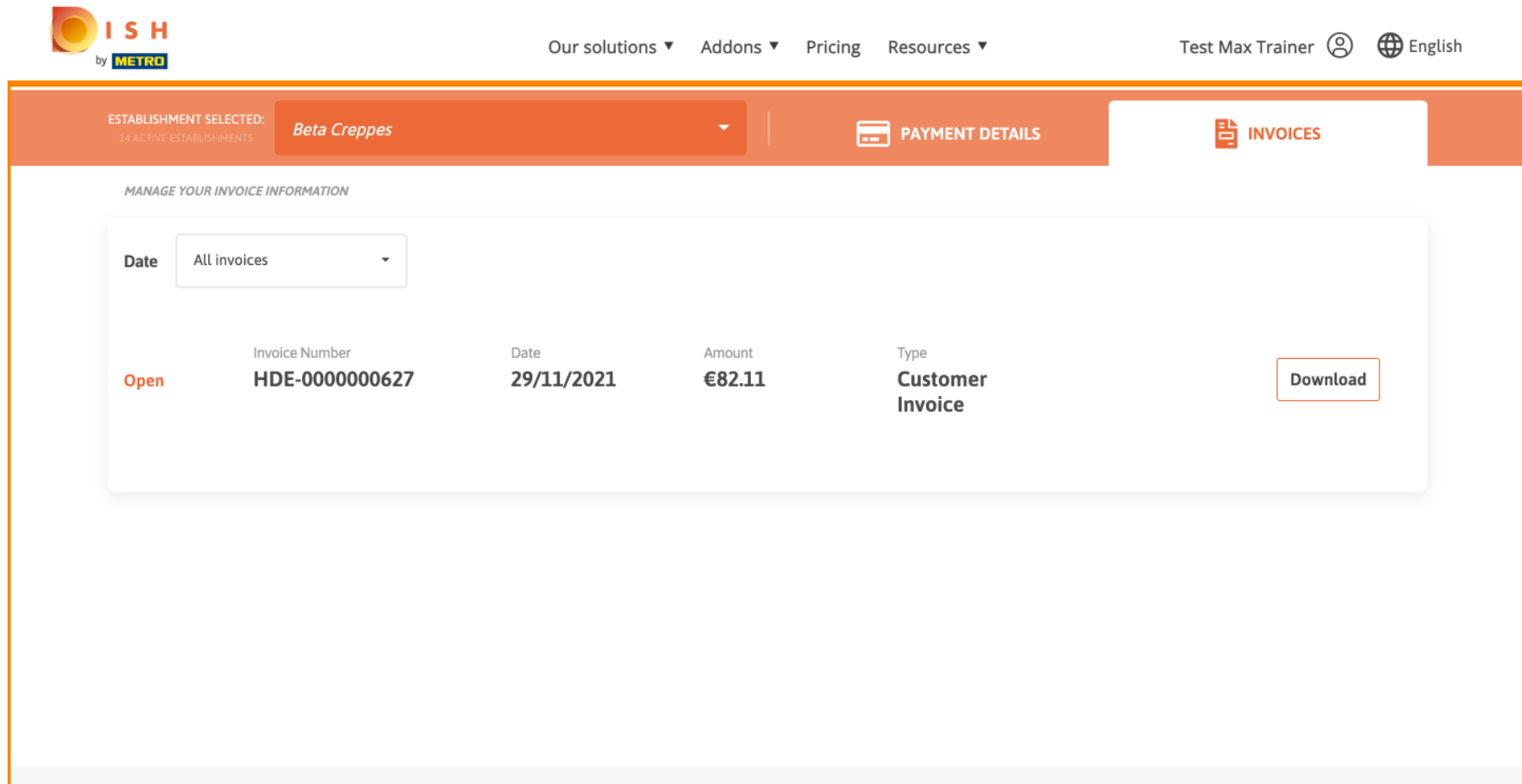


The screenshot shows the DISH web interface. At the top left is the logo 'ISH by METRO'. The navigation menu includes 'Our solutions', 'Addons', 'Pricing', and 'Resources'. On the right, there are links for 'Test Max Trainer' and 'English'. Below the navigation is a header bar with 'ESTABLISHMENT SELECTED: Beta Creppes' and a dropdown arrow. To the right of this are two tabs: 'PAYMENT DETAILS' and 'INVOICES'. Below the header is a section titled 'MANAGE YOUR INVOICE INFORMATION' containing a 'Date' filter dropdown set to 'All invoices'. Below this is a table of invoices with a 'Download' button for each row.

	Invoice Number	Date	Amount	Type	
Open	HDE-0000000627	29/11/2021	€82.11	Customer Invoice	Download



To je to. Sada možete pregledavati i izvoziti svoje fakture.



The screenshot displays the ISH by METRO web interface. At the top, the navigation bar includes 'Our solutions', 'Addons', 'Pricing', and 'Resources'. On the right, there are links for 'Test Max Trainer' and 'English'. The main header shows 'ESTABLISHMENT SELECTED: Beta Creppes' with a dropdown arrow and '14 ACTIVE ESTABLISHMENTS'. Below this, there are tabs for 'PAYMENT DETAILS' and 'INVOICES'. The 'INVOICES' tab is active, showing a section titled 'MANAGE YOUR INVOICE INFORMATION'. This section contains a 'Date' filter set to 'All invoices'. Below the filter is a table with one invoice entry:

	Invoice Number	Date	Amount	Type	
Open	HDE-000000627	29/11/2021	€82.11	Customer Invoice	Download