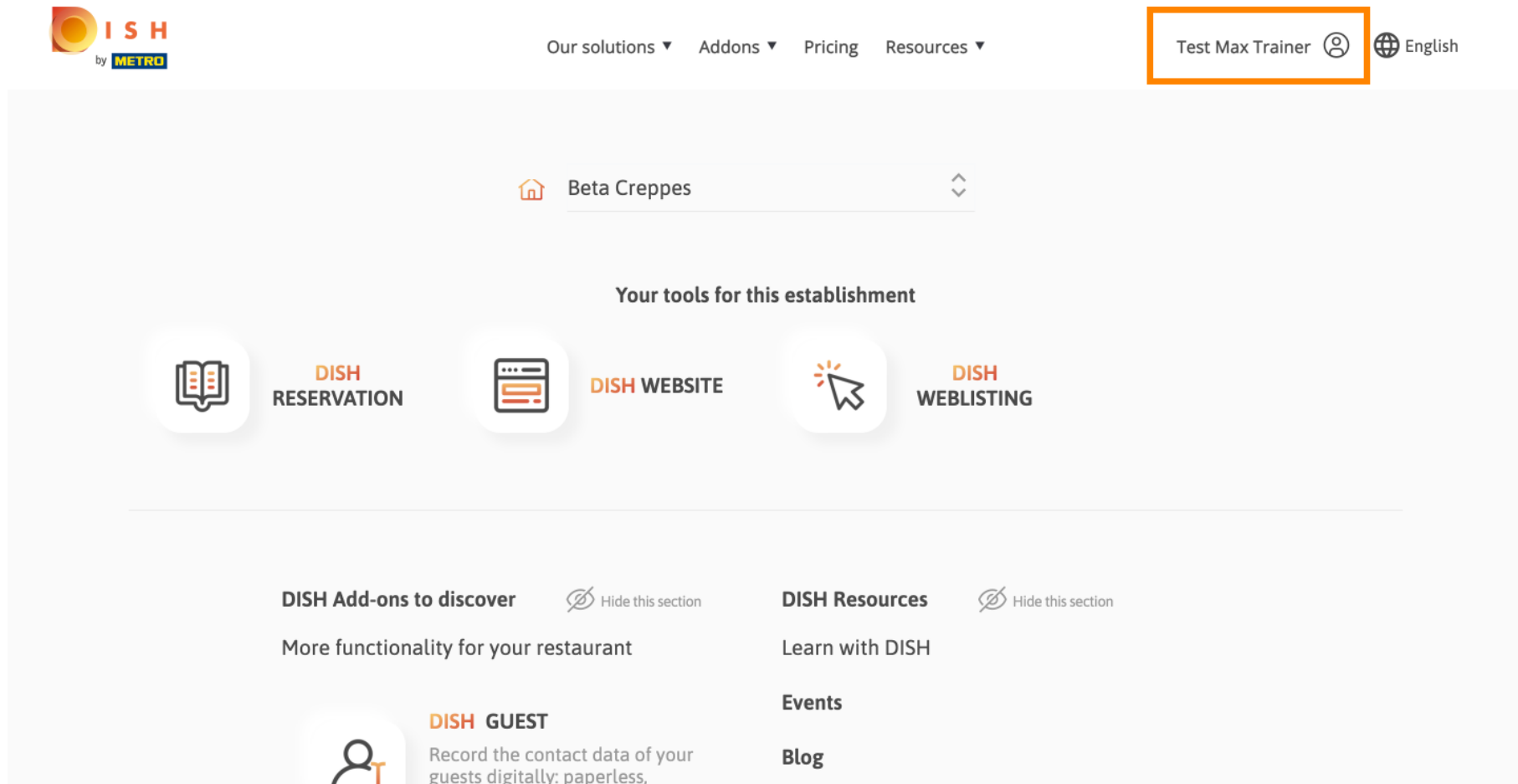
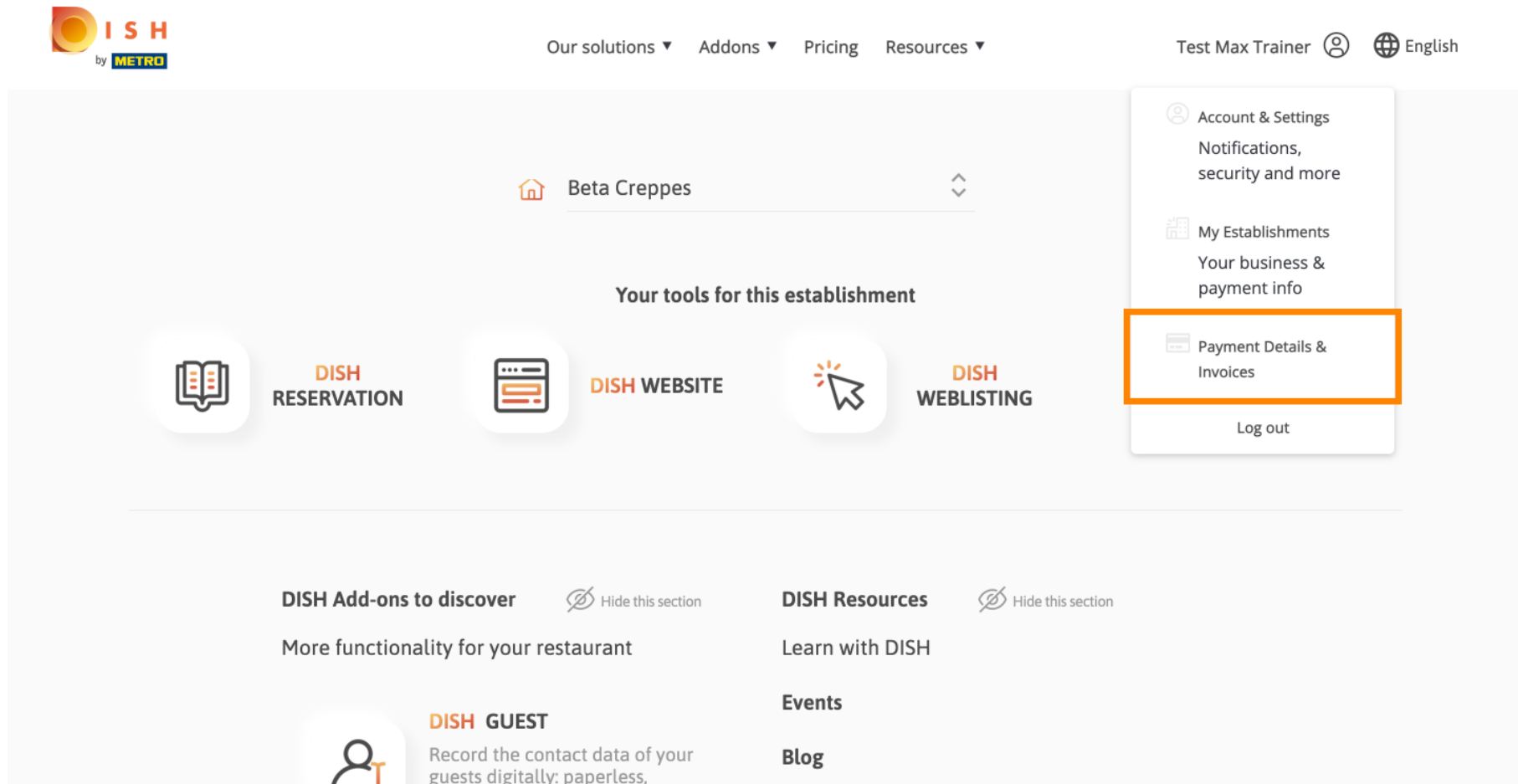
 Dopo aver effettuato l'accesso al tuo account DISH, fai clic **sull'icona del profilo**.



The screenshot shows the DISH user interface. At the top left is the DISH by METRO logo. The navigation menu includes "Our solutions", "Addons", "Pricing", and "Resources". In the top right corner, the user's name "Test Max Trainer" is displayed next to a profile icon and a globe icon for language selection. The profile icon is highlighted with an orange box. Below the navigation is a breadcrumb trail for "Beta Creppes". The main section is titled "Your tools for this establishment" and contains three icons: "DISH RESERVATION", "DISH WEBSITE", and "DISH WEBLISTING". At the bottom, there are sections for "DISH Add-ons to discover" and "DISH Resources", each with a "Hide this section" link. The "DISH Add-ons to discover" section includes "DISH GUEST" with the description "Record the contact data of your guests digitally: paperless," and "Events". The "DISH Resources" section includes "Learn with DISH" and "Blog".

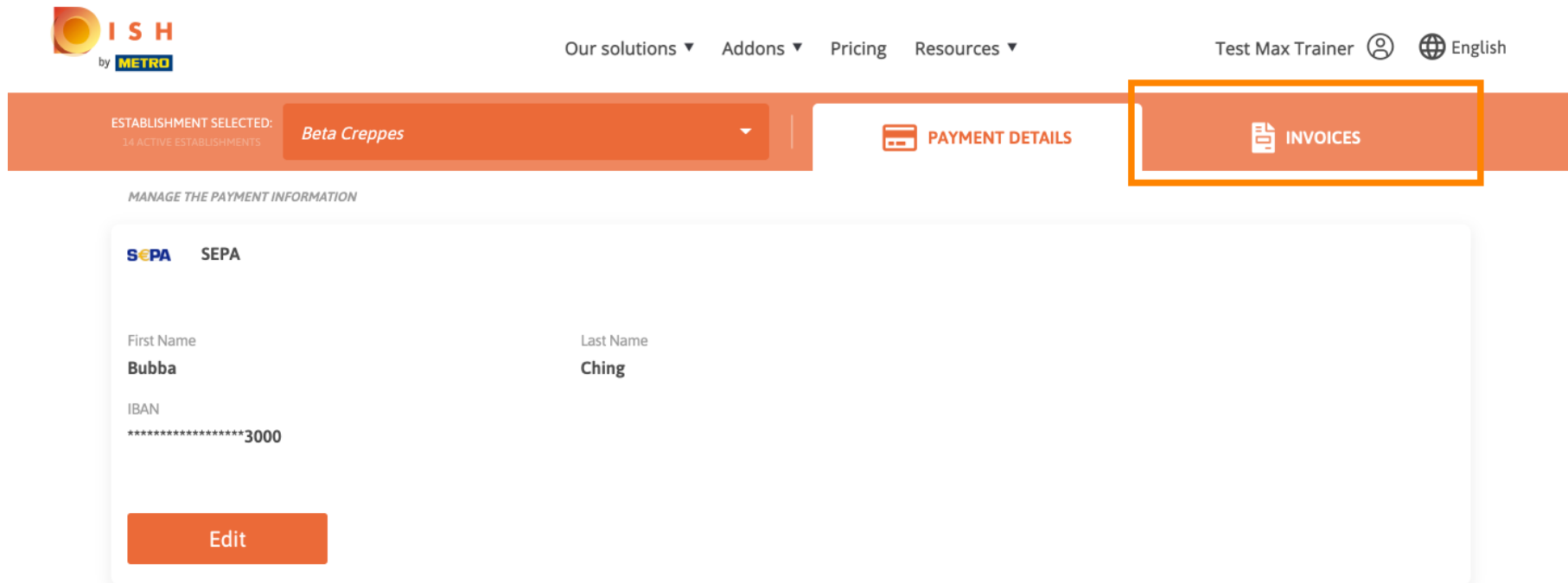
Seleziona i dettagli di pagamento e le fatture dal menu.



The screenshot displays the DISH user interface for a restaurant named 'Beta Creppes'. The top navigation bar includes the DISH logo, navigation links for 'Our solutions', 'Addons', 'Pricing', and 'Resources', and user options for 'Test Max Trainer' and 'English'. The main content area is titled 'Your tools for this establishment' and features three primary tool icons: 'DISH RESERVATION', 'DISH WEBSITE', and 'DISH WEBLISTING'. A dropdown menu is open on the right side, listing 'Account & Settings', 'My Establishments', and 'Payment Details & Invoices', with the latter being highlighted by an orange border. Below the tools, there are sections for 'DISH Add-ons to discover' and 'DISH Resources', each with a 'Hide this section' option. The 'DISH Add-ons to discover' section includes 'DISH GUEST' with a description: 'Record the contact data of your guests digitally: paperless,'. The 'DISH Resources' section lists 'Events' and 'Blog'.



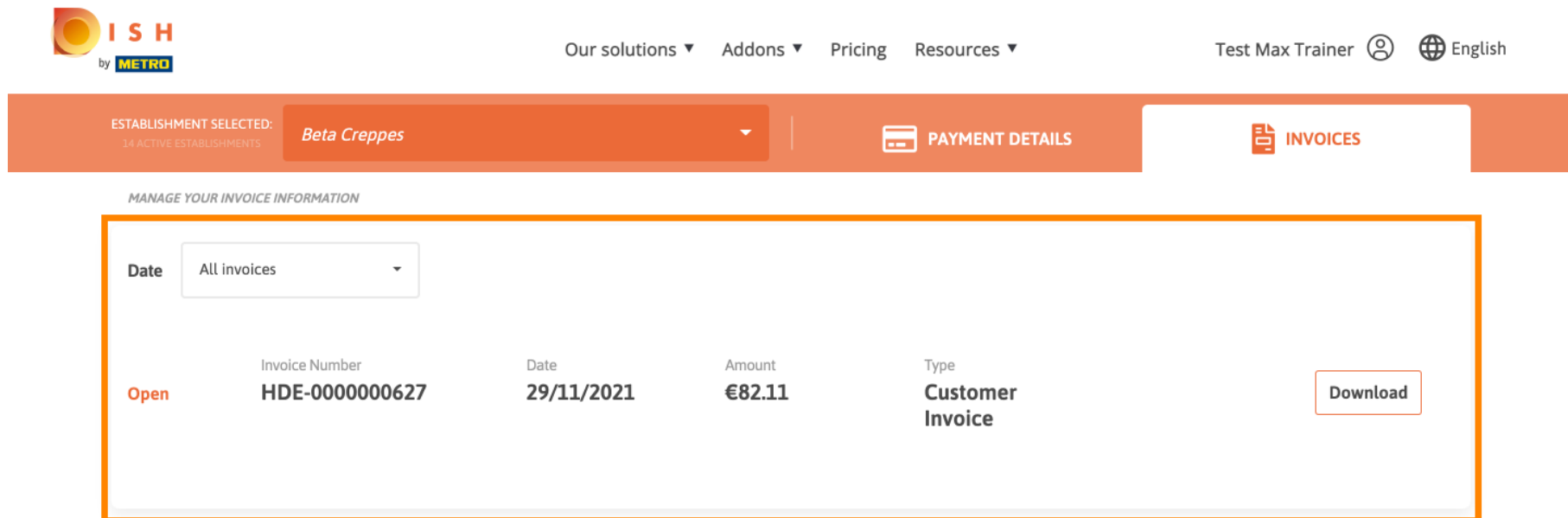
Modificare la visualizzazione facendo clic su **fatture**.



The screenshot shows the DISH web interface. At the top left is the logo 'ISH by METRO'. To the right are navigation links: 'Our solutions', 'Addons', 'Pricing', and 'Resources'. Further right are user and language settings: 'Test Max Trainer' with a user icon and 'English' with a globe icon. Below the navigation is a horizontal bar with three tabs: 'ESTABLISHMENT SELECTED: Beta Creppes' (with a dropdown arrow and '14 ACTIVE ESTABLISHMENTS' below it), 'PAYMENT DETAILS' (with a card icon), and 'INVOICES' (with a document icon and highlighted by an orange border). Below this bar is a section titled 'MANAGE THE PAYMENT INFORMATION' containing a form for SEPA payment details. The form includes fields for 'First Name' (Bubba), 'Last Name' (Ching), and 'IBAN' (\*\*\*\*\*3000). An 'Edit' button is located at the bottom of the form.



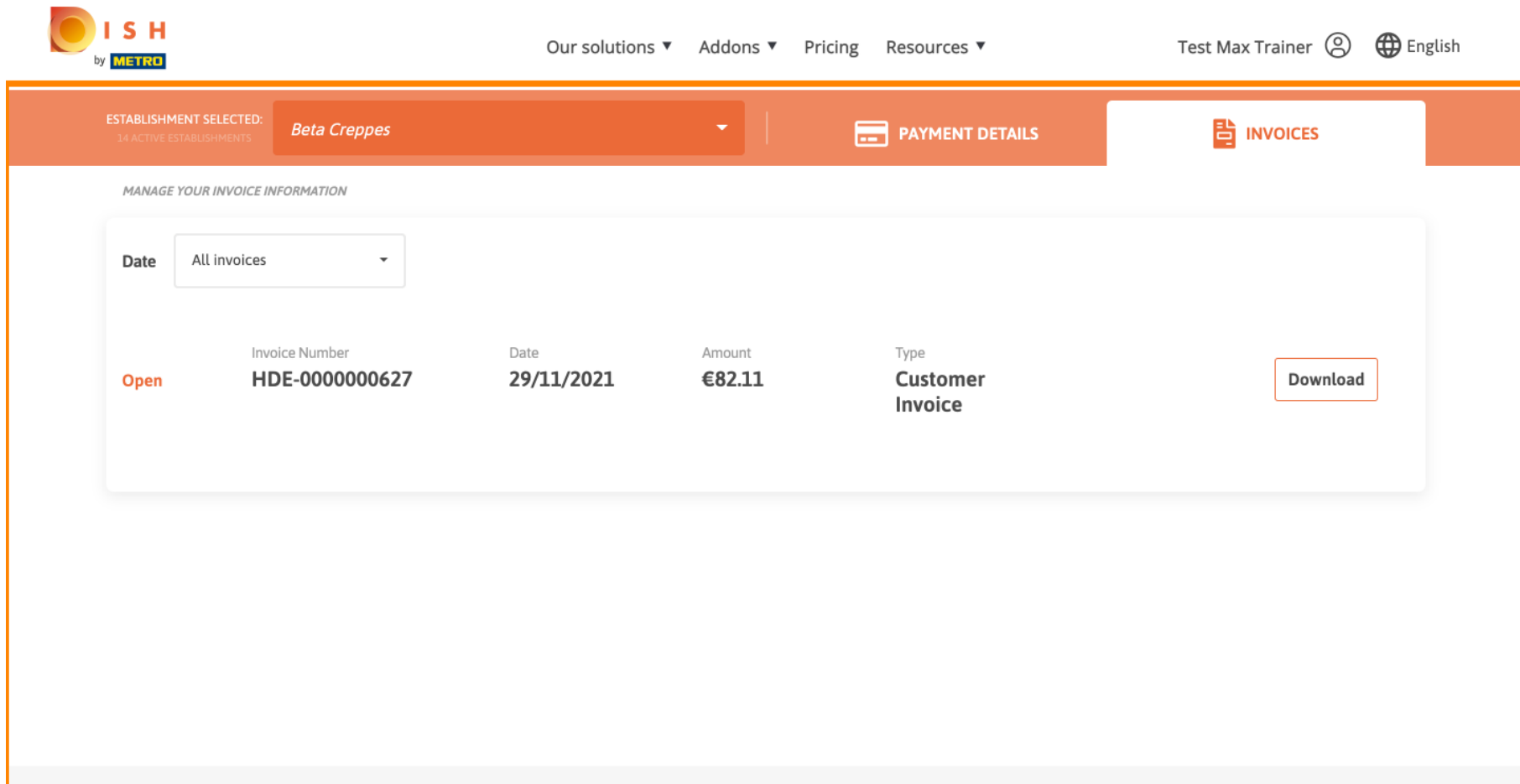
Tutte le tue **fatture** verranno visualizzate qui. Scaricali facendo clic sul pulsante di **download**. Nota: se necessario, puoi filtrarli per data.



The screenshot shows the DISH web interface. At the top left is the ISH by METRO logo. The navigation menu includes 'Our solutions', 'Addons', 'Pricing', and 'Resources'. On the right, there are links for 'Test Max Trainer', a user profile icon, and 'English'. Below the navigation is a header bar with 'ESTABLISHMENT SELECTED: 14 ACTIVE ESTABLISHMENTS Beta Creppes' and tabs for 'PAYMENT DETAILS' and 'INVOICES'. Under the 'INVOICES' tab, there is a section titled 'MANAGE YOUR INVOICE INFORMATION' with a 'Date' filter set to 'All invoices'. Below this is a table of invoices.

|             | Invoice Number        | Date              | Amount        | Type                    |                 |
|-------------|-----------------------|-------------------|---------------|-------------------------|-----------------|
| <b>Open</b> | <b>HDE-0000000627</b> | <b>29/11/2021</b> | <b>€82.11</b> | <b>Customer Invoice</b> | <b>Download</b> |

 Questo è tutto. Ora puoi visualizzare ed esportare le tue fatture.



The screenshot displays the ISH by METRO interface. At the top, there is a navigation bar with the logo on the left and menu items: 'Our solutions', 'Addons', 'Pricing', and 'Resources'. On the right side of the navigation bar, there are links for 'Test Max Trainer', a user profile icon, and a globe icon labeled 'English'. Below the navigation bar, a secondary bar shows 'ESTABLISHMENT SELECTED: 14 ACTIVE ESTABLISHMENTS Beta Creppes' with a dropdown arrow. To the right of this bar are two tabs: 'PAYMENT DETAILS' and 'INVOICES', with 'INVOICES' being the active tab. The main content area is titled 'MANAGE YOUR INVOICE INFORMATION' and features a 'Date' filter dropdown set to 'All invoices'. Below this is a table with one row of invoice data and a 'Download' button.

|      | Invoice Number | Date       | Amount | Type             |                          |
|------|----------------|------------|--------|------------------|--------------------------|
| Open | HDE-000000627  | 29/11/2021 | €82.11 | Customer Invoice | <a href="#">Download</a> |