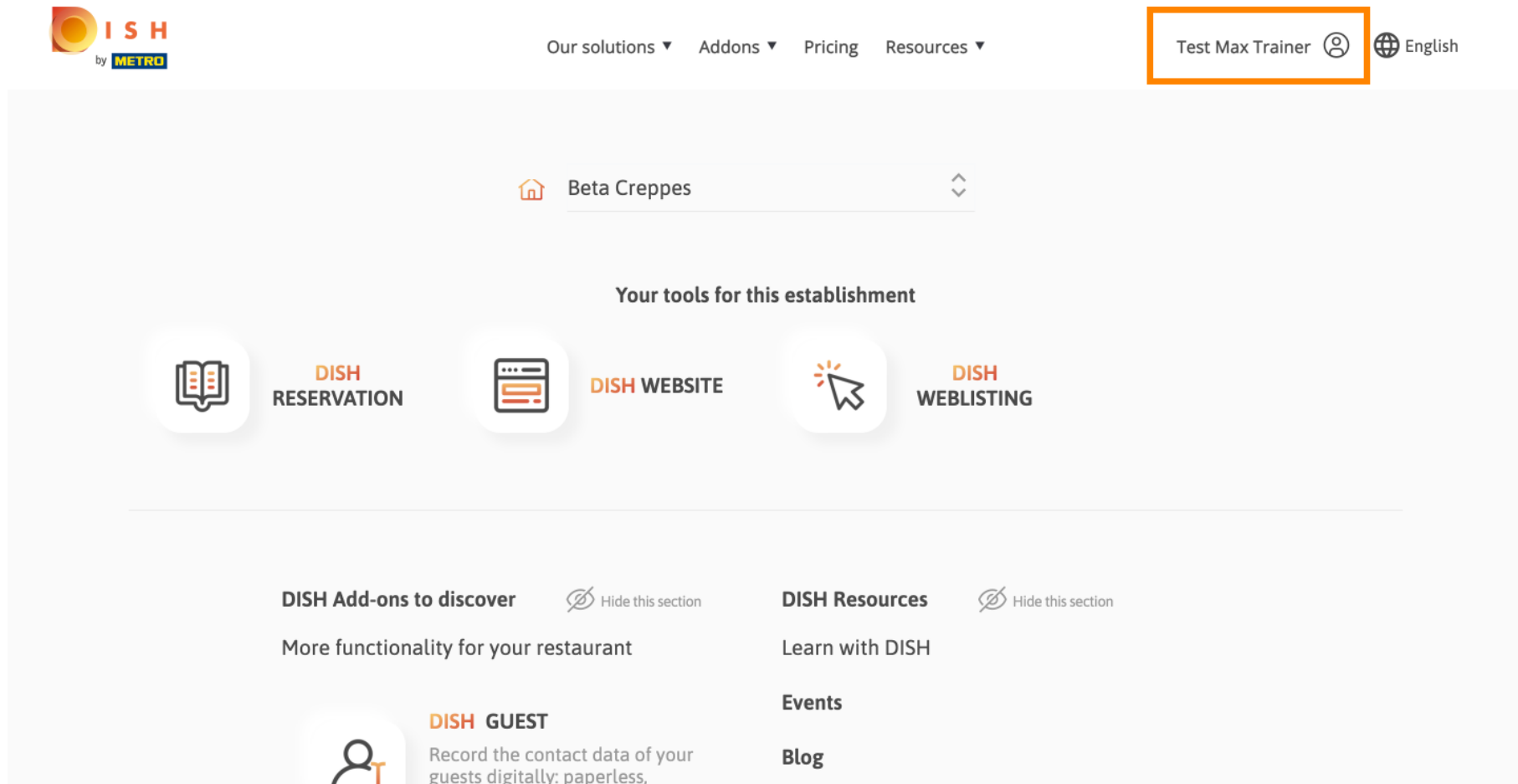
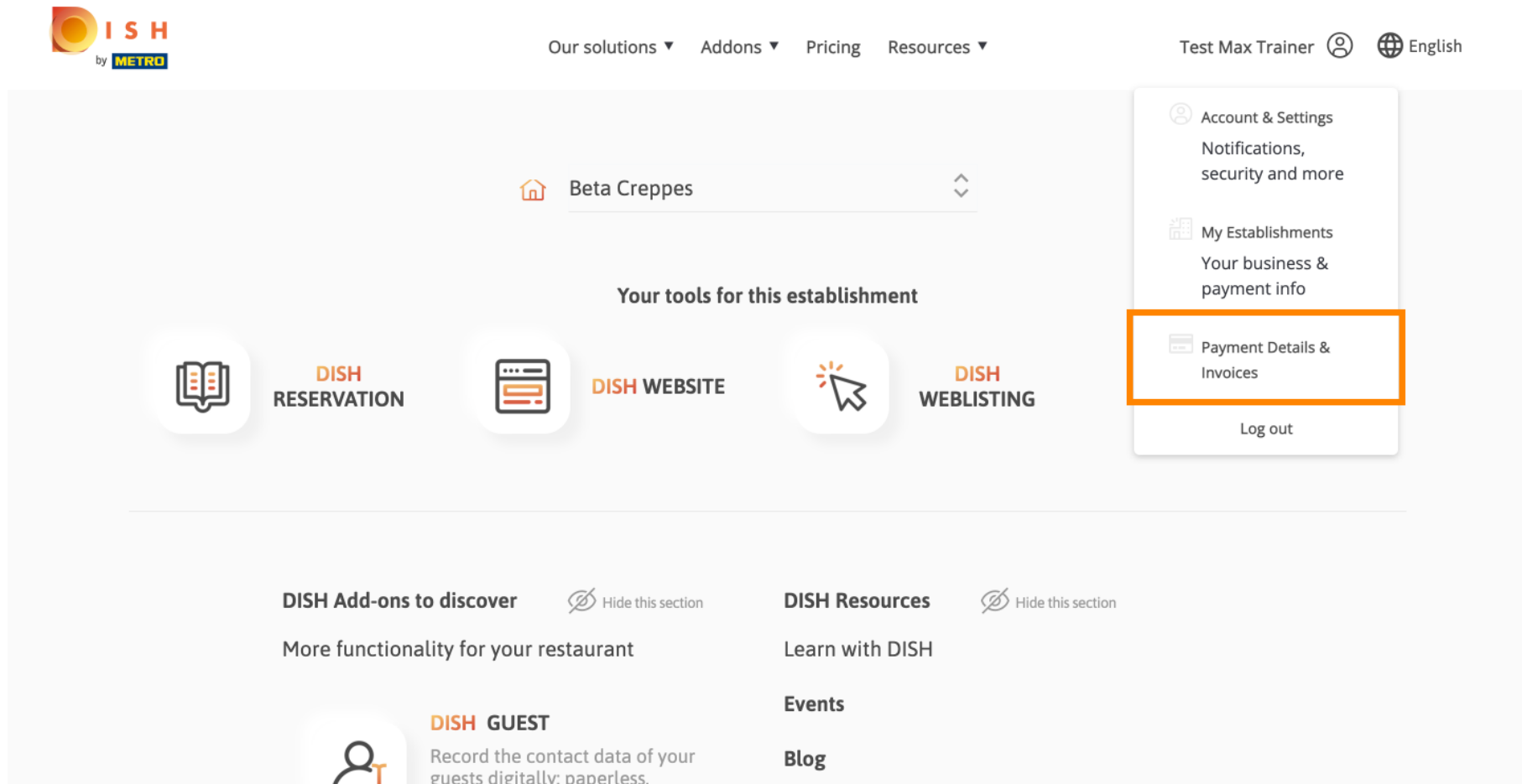
 Nadat u bent ingelogd op uw DISH-account, klikt u op het **profielpictogram**.



The screenshot shows the DISH user interface. At the top left is the DISH by METRO logo. The navigation menu includes "Our solutions", "Addons", "Pricing", and "Resources". In the top right corner, the user's name "Test Max Trainer" is displayed next to a profile icon, which is highlighted with an orange box. A globe icon and the word "English" are also visible. Below the navigation, the current establishment "Beta Creppes" is shown with a home icon and a dropdown arrow. The main section is titled "Your tools for this establishment" and contains three tool cards: "DISH RESERVATION" with a book icon, "DISH WEBSITE" with a server icon, and "DISH WEBLISTING" with a cursor icon. Below this, there are two sections: "DISH Add-ons to discover" with a "Hide this section" link and the text "More functionality for your restaurant", and "DISH Resources" with a "Hide this section" link and the text "Learn with DISH". At the bottom, there is a "DISH GUEST" card with a person icon and the text "Record the contact data of your guests digitally: paperless," and a "Blog" link.

Selecteer **betalingsgegevens & facturen** in het menu.



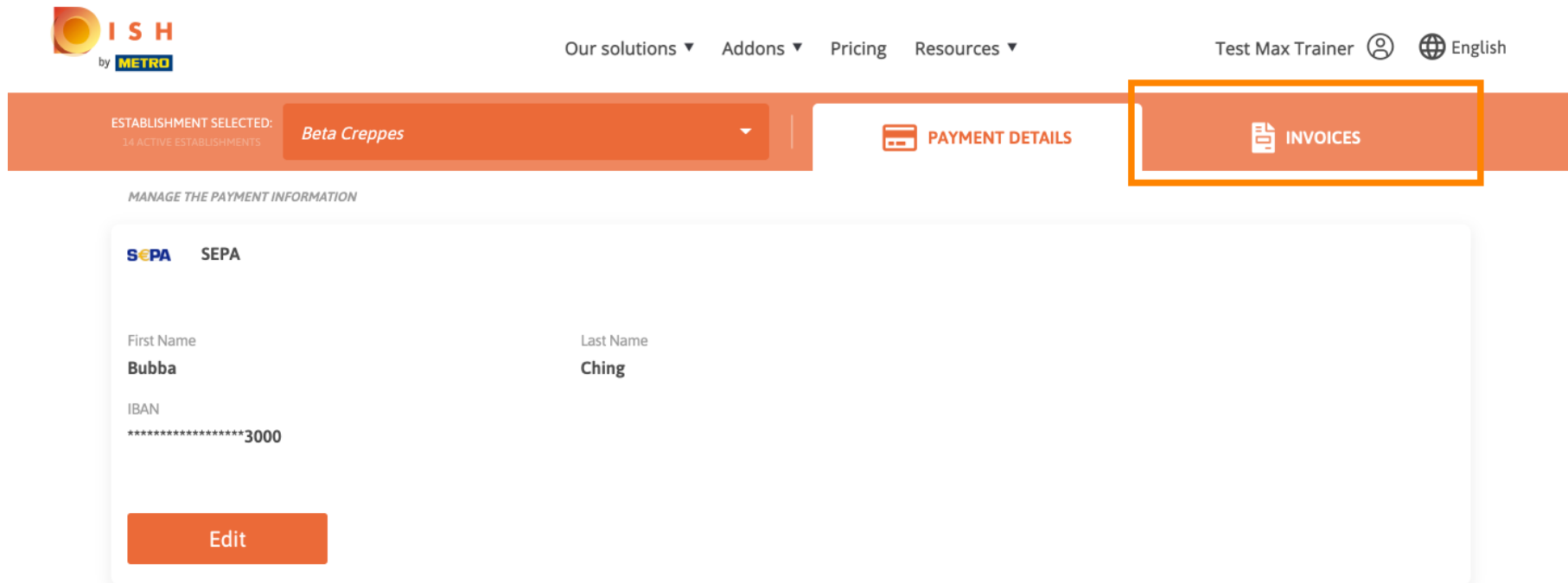
The screenshot displays the DISH user interface for a restaurant named 'Beta Creppes'. The top navigation bar includes the DISH logo, a home icon, the establishment name, and a dropdown menu with options: 'Our solutions', 'Addons', 'Pricing', and 'Resources'. On the right side of the navigation bar, there are links for 'Test Max Trainer', a user profile icon, and a globe icon for 'English'.

The main content area is titled 'Your tools for this establishment' and features three primary tool icons: 'DISH RESERVATION' (with a calendar icon), 'DISH WEBSITE' (with a server icon), and 'DISH WEBLISTING' (with a cursor icon). A dropdown menu is open on the right, listing 'Account & Settings' (with a person icon), 'My Establishments' (with a building icon), and 'Payment Details & Invoices' (with a document icon), which is highlighted with an orange border. Below these items is a 'Log out' button.

At the bottom of the page, there are two sections: 'DISH Add-ons to discover' and 'DISH Resources'. The 'DISH Add-ons to discover' section includes a 'Hide this section' link and a description: 'More functionality for your restaurant'. Below this is the 'DISH GUEST' add-on, which includes a person icon and the text: 'Record the contact data of your guests digitally: paperless,'. The 'DISH Resources' section includes a 'Hide this section' link and a list of links: 'Learn with DISH', 'Events', and 'Blog'.



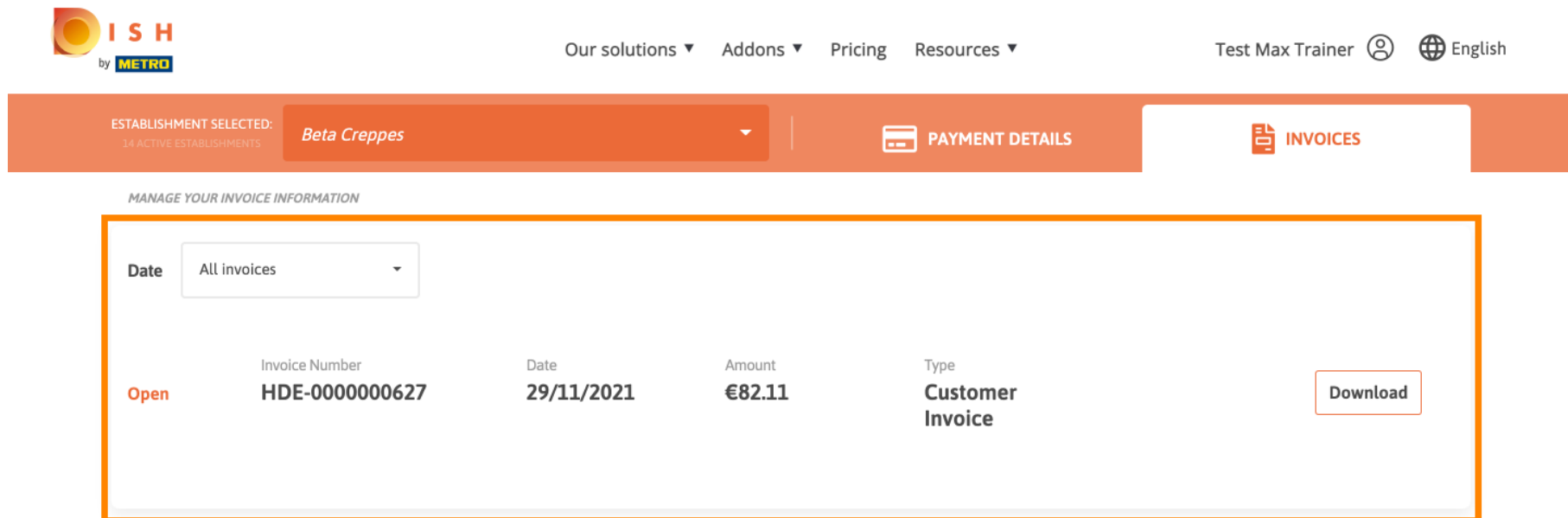
Wijzig de weergave door op **facturen** te klikken .



The screenshot shows the DISH web interface. At the top left is the logo 'ISH by METRO'. To the right are navigation links: 'Our solutions', 'Addons', 'Pricing', and 'Resources'. Further right are 'Test Max Trainer' with a user icon and 'English' with a globe icon. Below the navigation is a horizontal bar with three tabs: 'ESTABLISHMENT SELECTED: 14 ACTIVE ESTABLISHMENTS Beta Creppes', 'PAYMENT DETAILS', and 'INVOICES'. The 'INVOICES' tab is highlighted with an orange border. Below this bar is a section titled 'MANAGE THE PAYMENT INFORMATION' containing a form for SEPA payment details. The form includes fields for 'First Name' (Bubba), 'Last Name' (Ching), and 'IBAN' (\*\*\*\*\*3000). An 'Edit' button is located at the bottom of the form.



Al uw **facturen** worden hier getoond. Download ze door op de **downloadknop te** klikken. Opmerking: u kunt ze indien nodig op datum filteren.

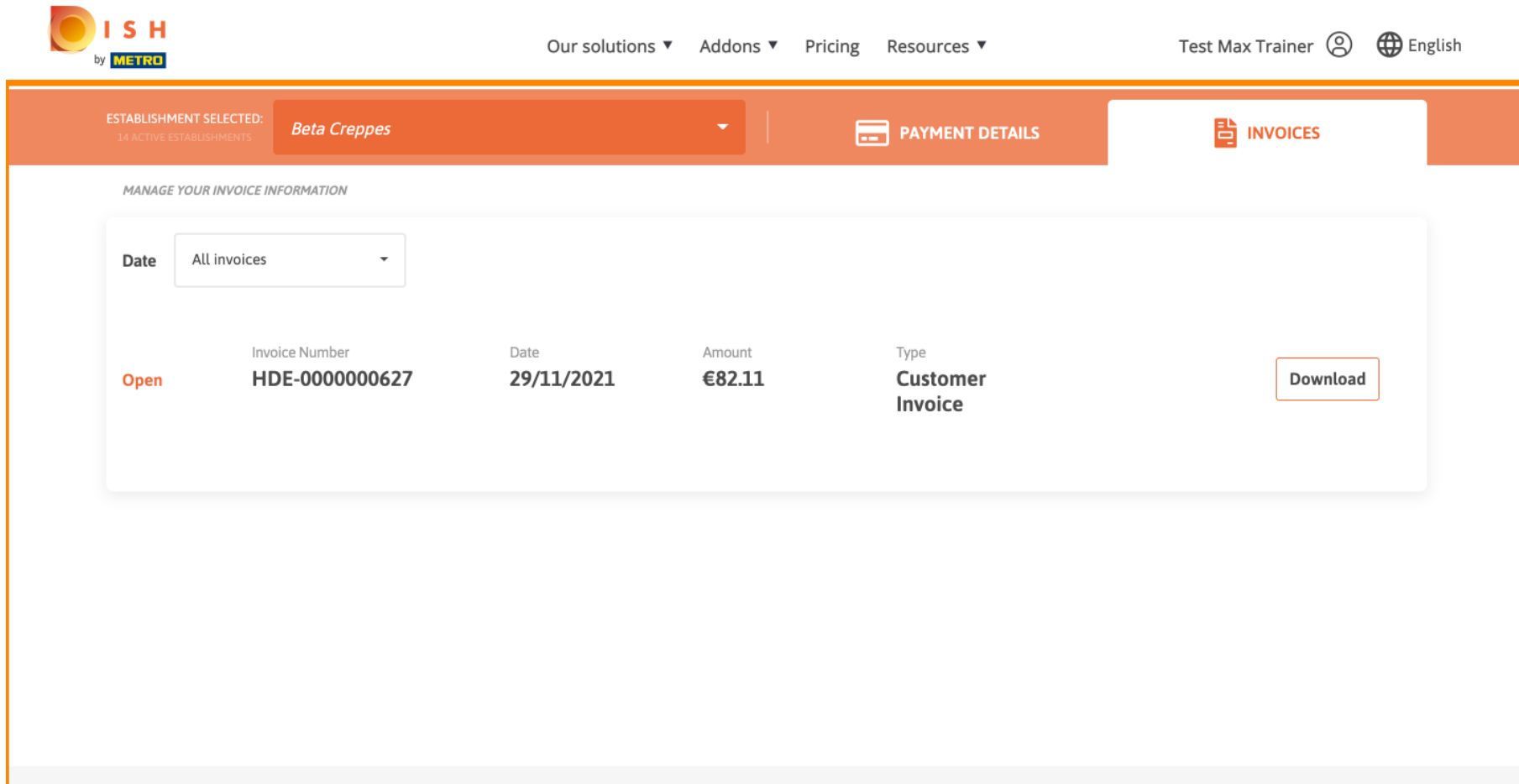


The screenshot shows the DISH web interface. At the top left is the ISH by METRO logo. The navigation menu includes 'Our solutions', 'Addons', 'Pricing', and 'Resources'. On the right, there are links for 'Test Max Trainer' and 'English'. Below the navigation is a header bar with 'ESTABLISHMENT SELECTED: Beta Creppes' and a dropdown arrow. To the right of this are two tabs: 'PAYMENT DETAILS' and 'INVOICES'. Below the header is a section titled 'MANAGE YOUR INVOICE INFORMATION' containing a 'Date' filter dropdown set to 'All invoices'. Below this is a table of invoices with a 'Download' button for each row.

	Invoice Number	Date	Amount	Type	
Open	HDE-0000000627	29/11/2021	€82.11	Customer Invoice	Download



Dat is het. U kunt nu uw facturen bekijken en exporteren.



The screenshot displays the ISH by METRO dashboard. At the top left is the logo. The navigation menu includes 'Our solutions', 'Addons', 'Pricing', and 'Resources'. On the right, there are links for 'Test Max Trainer', a user profile icon, and 'English'. The main content area is titled 'ESTABLISHMENT SELECTED: Beta Creppes' with a dropdown arrow and '14 ACTIVE ESTABLISHMENTS'. Below this are tabs for 'PAYMENT DETAILS' and 'INVOICES'. Under 'MANAGE YOUR INVOICE INFORMATION', there is a 'Date' filter set to 'All invoices'. A table lists one invoice with the following details:

	Invoice Number	Date	Amount	Type	
Open	HDE-0000000627	29/11/2021	€82.11	Customer Invoice	Download