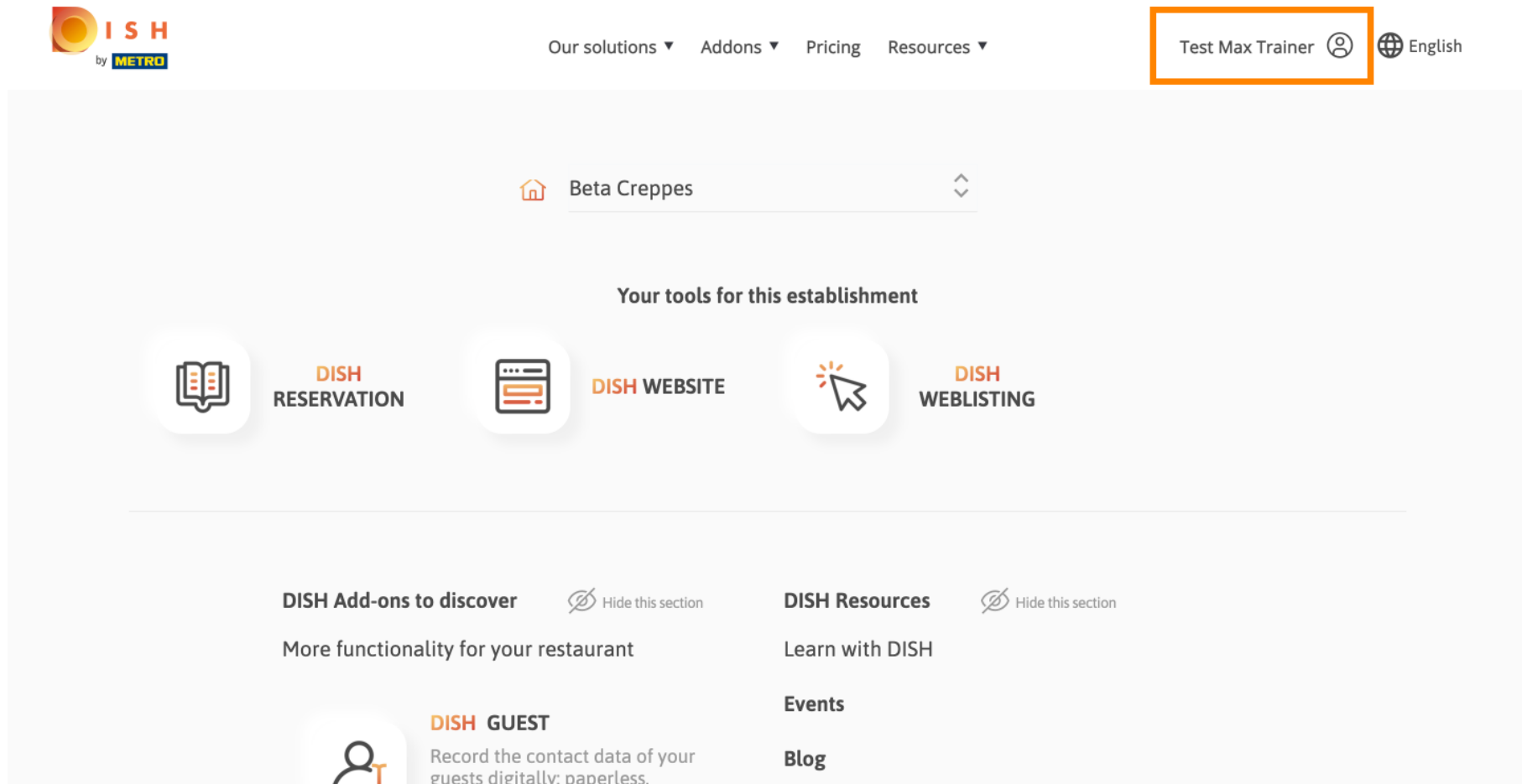






Po zalogowaniu się na konto DISH kliknij **ikonę profilu**.






ISH by METRO



Our solutions ▾ Addons ▾ Pricing Resources ▾

Test Max Trainer   English


 Beta Creppes 

Your tools for this establishment

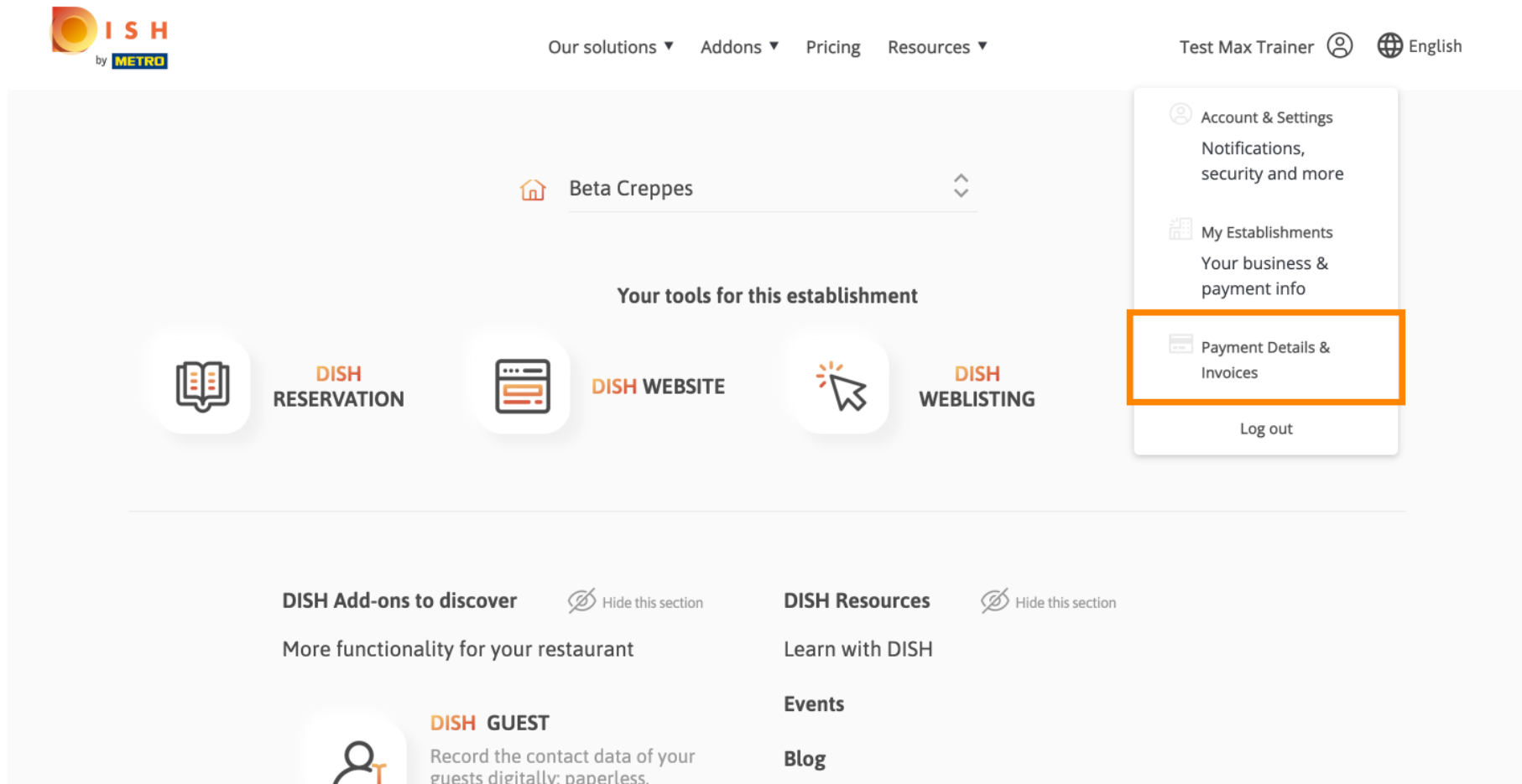
 **DISH RESERVATION**  **DISH WEBSITE**  **DISH WEBLISTING**

DISH Add-ons to discover  Hide this section **DISH Resources**  Hide this section

More functionality for your restaurant Learn with DISH

 **DISH GUEST** Record the contact data of your guests digitally: paperless, **Events** **Blog**

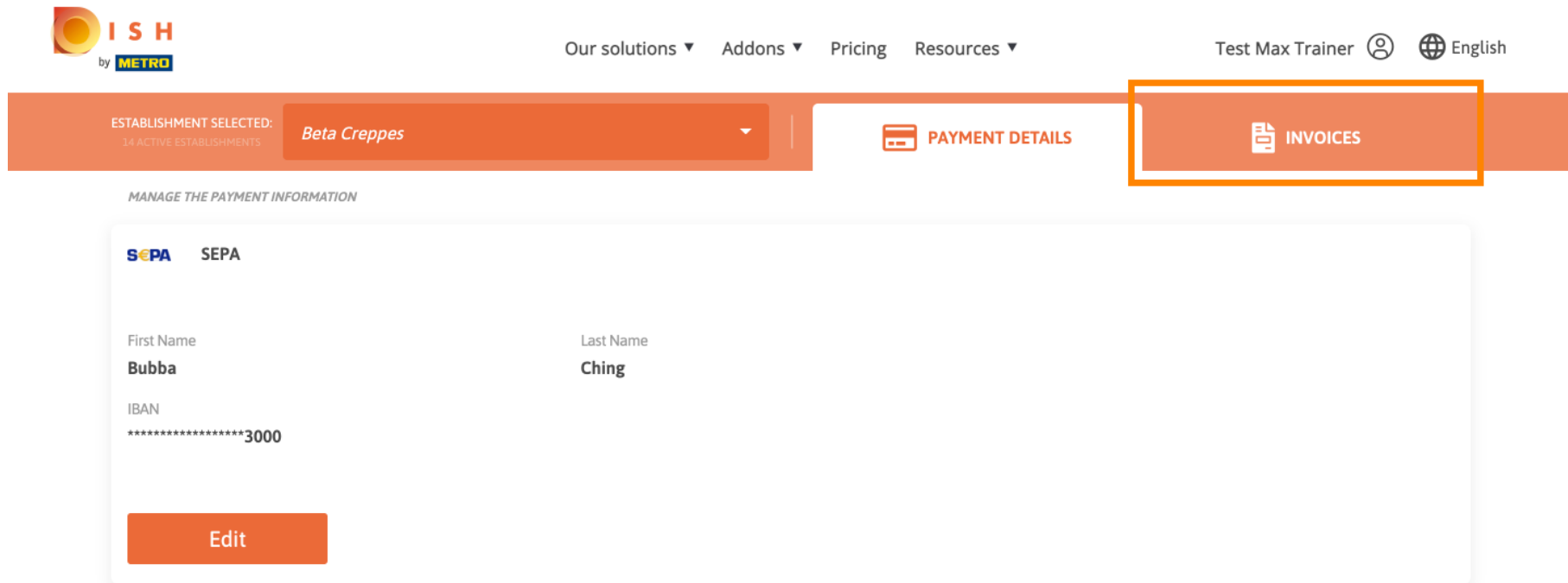
Wybierz **szczegóły płatności i faktury** z menu.



The screenshot displays the DISH user interface for a restaurant named 'Beta Creppes'. The top navigation bar includes the DISH logo, a home icon, the establishment name, and navigation links for 'Our solutions', 'Addons', 'Pricing', and 'Resources'. On the right, there are links for 'Test Max Trainer', a user profile icon, and a language selector set to 'English'. The main content area is titled 'Your tools for this establishment' and features three primary tool cards: 'DISH RESERVATION' (with a calendar icon), 'DISH WEBSITE' (with a server icon), and 'DISH WEBLISTING' (with a cursor icon). A dropdown menu is open on the right side, listing 'Account & Settings', 'My Establishments', and 'Payment Details & Invoices', with the latter being highlighted by an orange border. Below the tools, there are sections for 'DISH Add-ons to discover' and 'DISH Resources', each with a 'Hide this section' link. The 'DISH Add-ons to discover' section includes 'DISH GUEST' with a description: 'Record the contact data of your guests digitally: paperless,'. The 'DISH Resources' section lists 'Learn with DISH', 'Events', and 'Blog'.



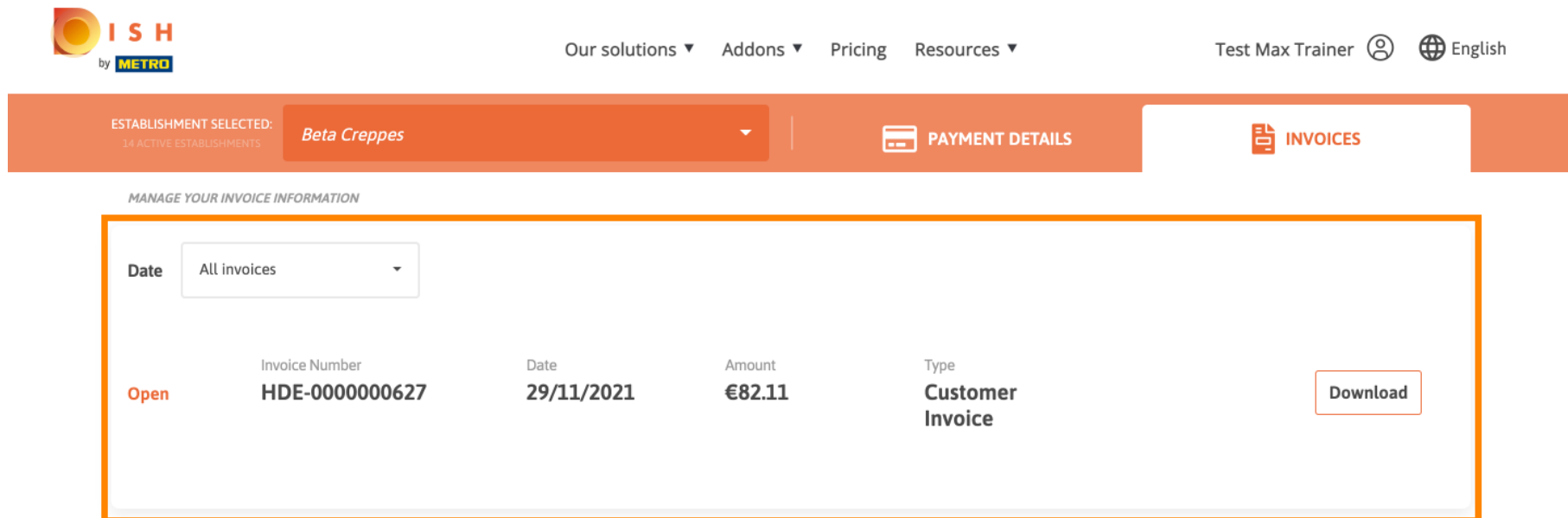
Zmień widok, klikając **faktury**.



The screenshot shows the DISH web interface. At the top left is the logo 'ISH by METRO'. The navigation menu includes 'Our solutions', 'Addons', 'Pricing', and 'Resources'. On the right, there are links for 'Test Max Trainer' and 'English'. Below the navigation is a header bar with a dropdown menu for 'ESTABLISHMENT SELECTED: 14 ACTIVE ESTABLISHMENTS Beta Creppes'. To the right of this are two tabs: 'PAYMENT DETAILS' and 'INVOICES', with the latter being highlighted by an orange border. Below the header is a section titled 'MANAGE THE PAYMENT INFORMATION' containing a form for SEPA payment details. The form includes fields for 'First Name' (Bubba), 'Last Name' (Ching), and 'IBAN' (*****3000). An 'Edit' button is located at the bottom of the form.



Tutaj będą wyświetlane wszystkie Twoje **faktury** . Pobierz je, klikając przycisk **pobierania** . Uwaga: W razie potrzeby możesz je filtrować według daty.

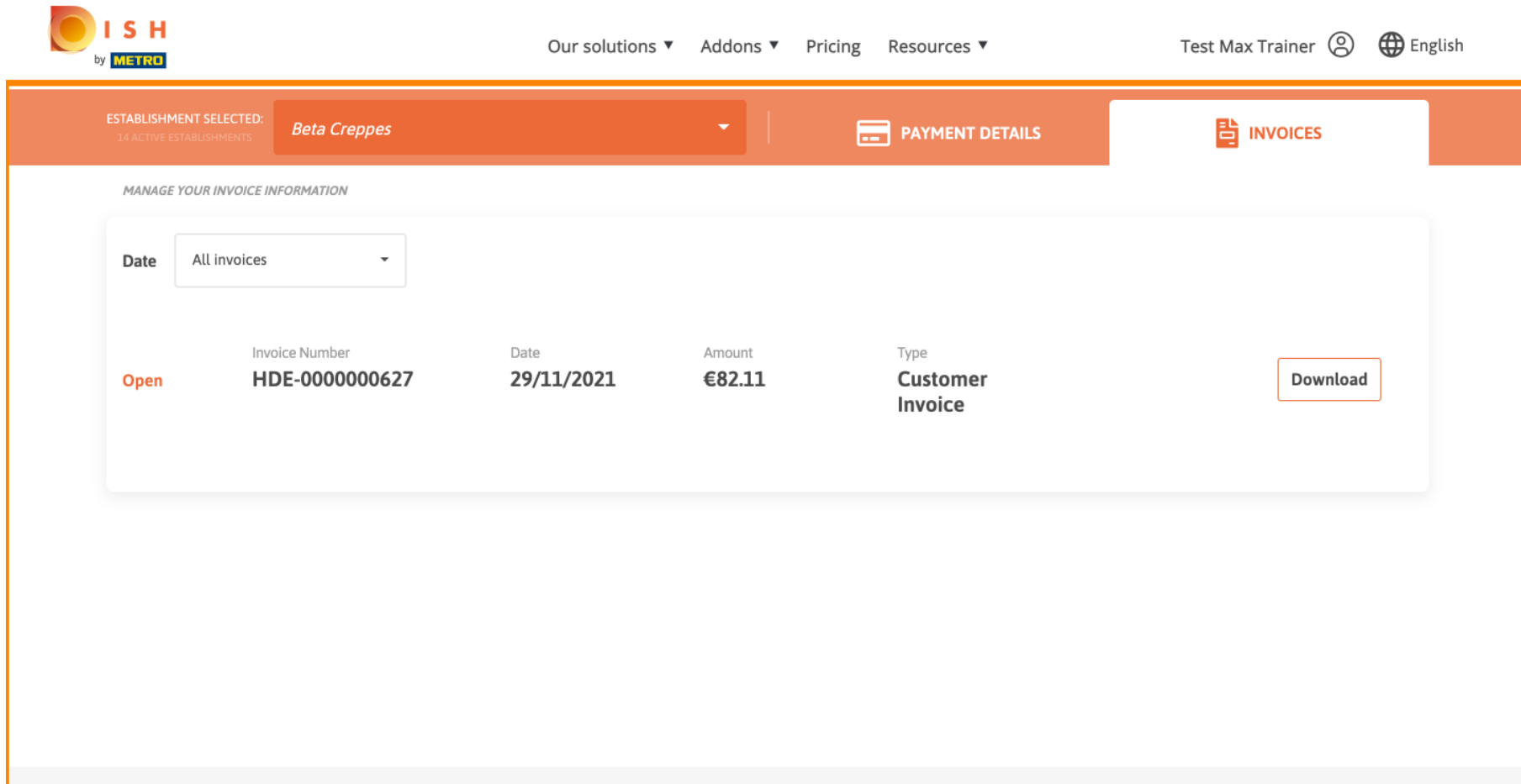


The screenshot shows the DISH web interface. At the top left is the ISH by METRO logo. The navigation menu includes 'Our solutions', 'Addons', 'Pricing', and 'Resources'. On the right, there are links for 'Test Max Trainer', a user profile icon, and 'English'. Below the navigation is a header bar with 'ESTABLISHMENT SELECTED: Beta Creppes' and a dropdown arrow. To the right of this are two tabs: 'PAYMENT DETAILS' and 'INVOICES'. Below the header is a section titled 'MANAGE YOUR INVOICE INFORMATION' containing a 'Date' filter dropdown set to 'All invoices'. Below this is a table of invoices with one row highlighted by an orange border.

	Invoice Number	Date	Amount	Type	
Open	HDE-0000000627	29/11/2021	€82.11	Customer Invoice	Download



Otóż to. Możesz teraz przeglądać swoje faktury.



The screenshot displays the ISH by METRO interface. At the top, there is a navigation bar with the logo on the left and menu items: "Our solutions", "Addons", "Pricing", and "Resources". On the right side of the navigation bar, there are links for "Test Max Trainer", a user profile icon, and "English". Below the navigation bar, a secondary bar shows "ESTABLISHMENT SELECTED: 14 ACTIVE ESTABLISHMENTS" with a dropdown menu currently set to "Beta Creppes". To the right of this bar are two tabs: "PAYMENT DETAILS" and "INVOICES", with "INVOICES" being the active tab. The main content area is titled "MANAGE YOUR INVOICE INFORMATION" and features a filter dropdown set to "All invoices". Below this, a table lists invoice details:

	Invoice Number	Date	Amount	Type	
Open	HDE-0000000627	29/11/2021	€82.11	Customer Invoice	Download