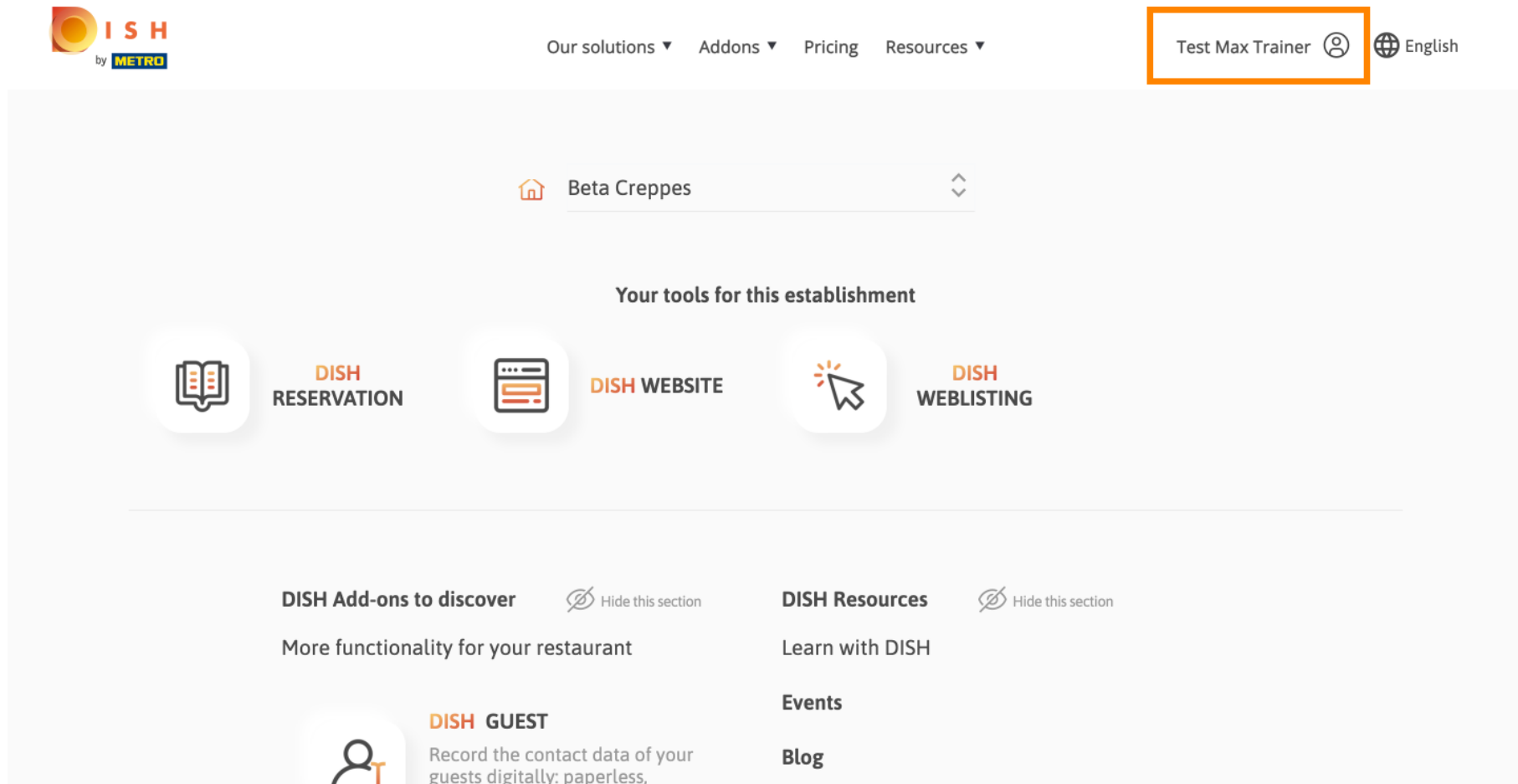
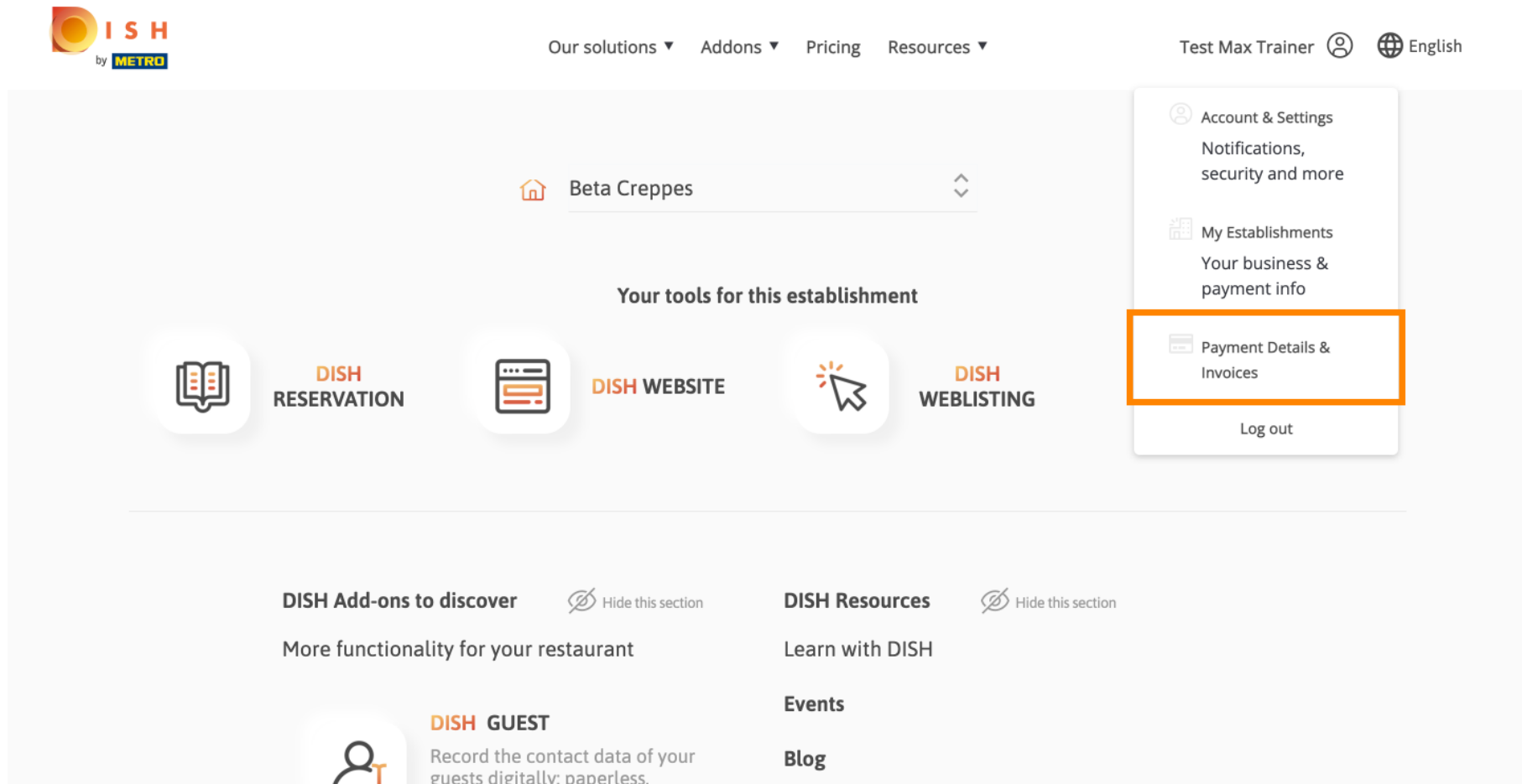


Depois de fazer login em sua conta DISH, clique no ícone do perfil .



The screenshot shows the DISH user interface. At the top left is the DISH by METRO logo. The navigation menu includes "Our solutions", "Addons", "Pricing", and "Resources". In the top right corner, the user's name "Test Max Trainer" is displayed next to a profile icon, which is highlighted with an orange box. A globe icon and the text "English" are also visible. Below the navigation is a breadcrumb trail for "Beta Creppes". The main section is titled "Your tools for this establishment" and contains three tool cards: "DISH RESERVATION" with a calendar icon, "DISH WEBSITE" with a server icon, and "DISH WEBLISTING" with a cursor icon. Below this are two sections: "DISH Add-ons to discover" and "DISH Resources", each with a "Hide this section" link. The "DISH Add-ons to discover" section includes "More functionality for your restaurant" and "DISH GUEST" (Record the contact data of your guests digitally: paperless,). The "DISH Resources" section includes "Learn with DISH", "Events", and "Blog".

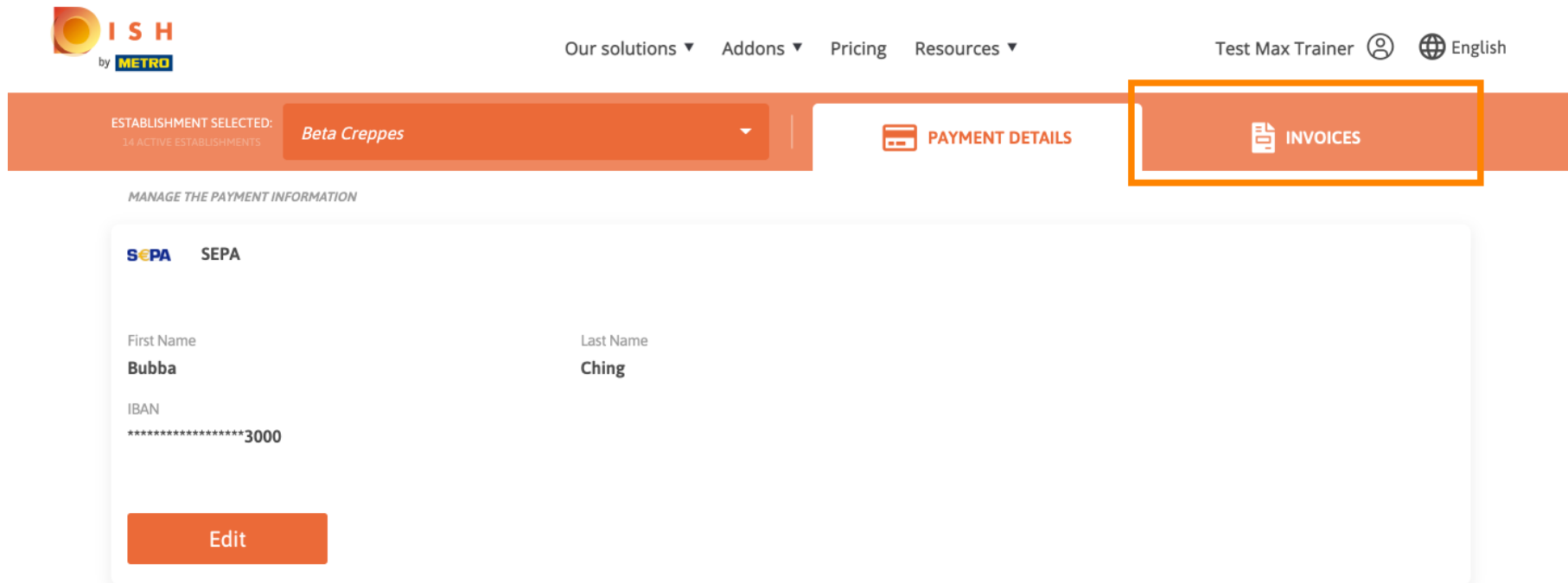
Selecione **detalhes de pagamento e faturas** no menu.



The screenshot displays the DISH user interface for a restaurant named 'Beta Creppes'. The top navigation bar includes the DISH logo, a navigation menu with 'Our solutions', 'Addons', 'Pricing', and 'Resources', and a user profile section for 'Test Max Trainer' with a language selector set to 'English'. The main content area is titled 'Your tools for this establishment' and features three primary tool icons: 'DISH RESERVATION', 'DISH WEBSITE', and 'DISH WEBLISTING'. A dropdown menu is open on the right side, listing 'Account & Settings', 'My Establishments', and 'Payment Details & Invoices', with the latter being highlighted by an orange border. Below the tools, there are sections for 'DISH Add-ons to discover' and 'DISH Resources', each with a 'Hide this section' option. The 'DISH Add-ons to discover' section includes 'DISH GUEST' and 'DISH RESERVATION'. The 'DISH Resources' section includes 'Learn with DISH', 'Events', and 'Blog'.



Mude a visão clicando nas **faturas**.





The screenshot shows the DISH web interface. At the top left is the logo 'ISH by METRO'. The navigation menu includes 'Our solutions', 'Addons', 'Pricing', and 'Resources'. On the right, there are links for 'Test Max Trainer' and 'English'. Below the navigation is a header bar with 'ESTABLISHMENT SELECTED: 14 ACTIVE ESTABLISHMENTS Beta Creppes'. There are two tabs: 'PAYMENT DETAILS' and 'INVOICES', with the latter being highlighted by an orange border. Below the tabs is a section titled 'MANAGE THE PAYMENT INFORMATION' containing a form for SEPA payment details. The form includes fields for 'First Name' (Bubba), 'Last Name' (Ching), and 'IBAN' (*****3000). An 'Edit' button is located at the bottom of the form.

ISH by METRO

Our solutions ▾ Addons ▾ Pricing Resources ▾

Test Max Trainer ⓘ 🌐 English

ESTABLISHMENT SELECTED: 14 ACTIVE ESTABLISHMENTS *Beta Creppes* ▾

 PAYMENT DETAILS  **INVOICES**

MANAGE THE PAYMENT INFORMATION

SEPA SEPA

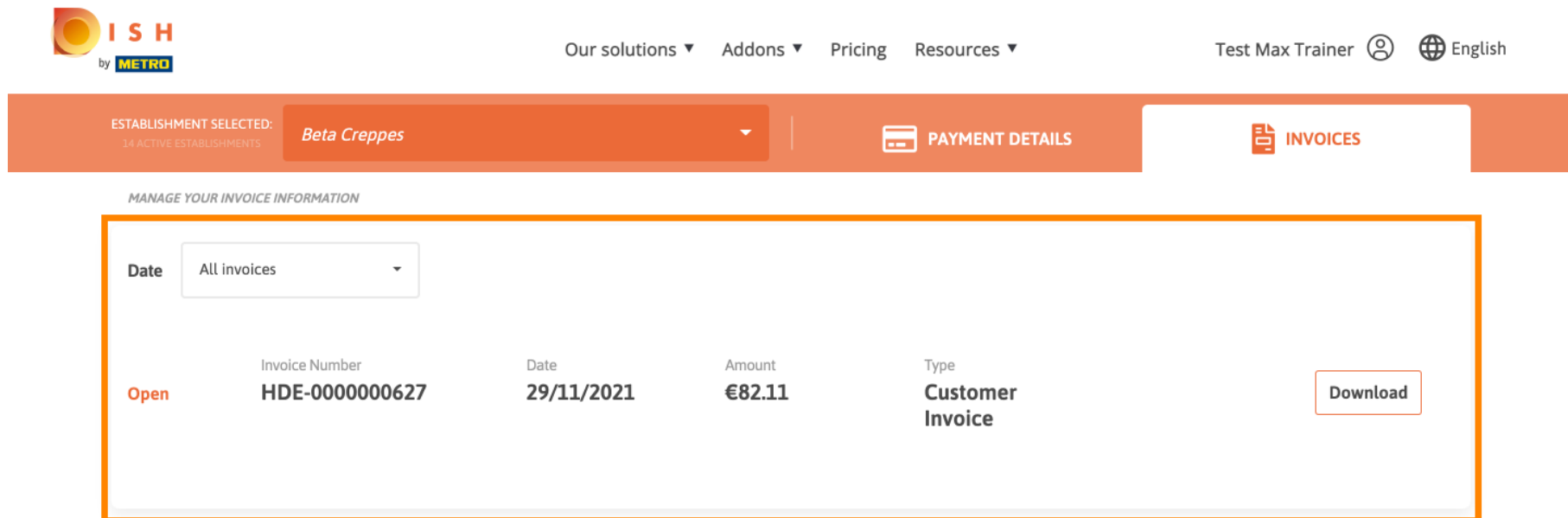
First Name **Bubba** Last Name **Ching**

IBAN *****3000

Edit



Todas as suas **faturas** serão exibidas aqui. Baixe-os clicando no botão de **download** . Nota: Você pode filtrá-los por data, se necessário.

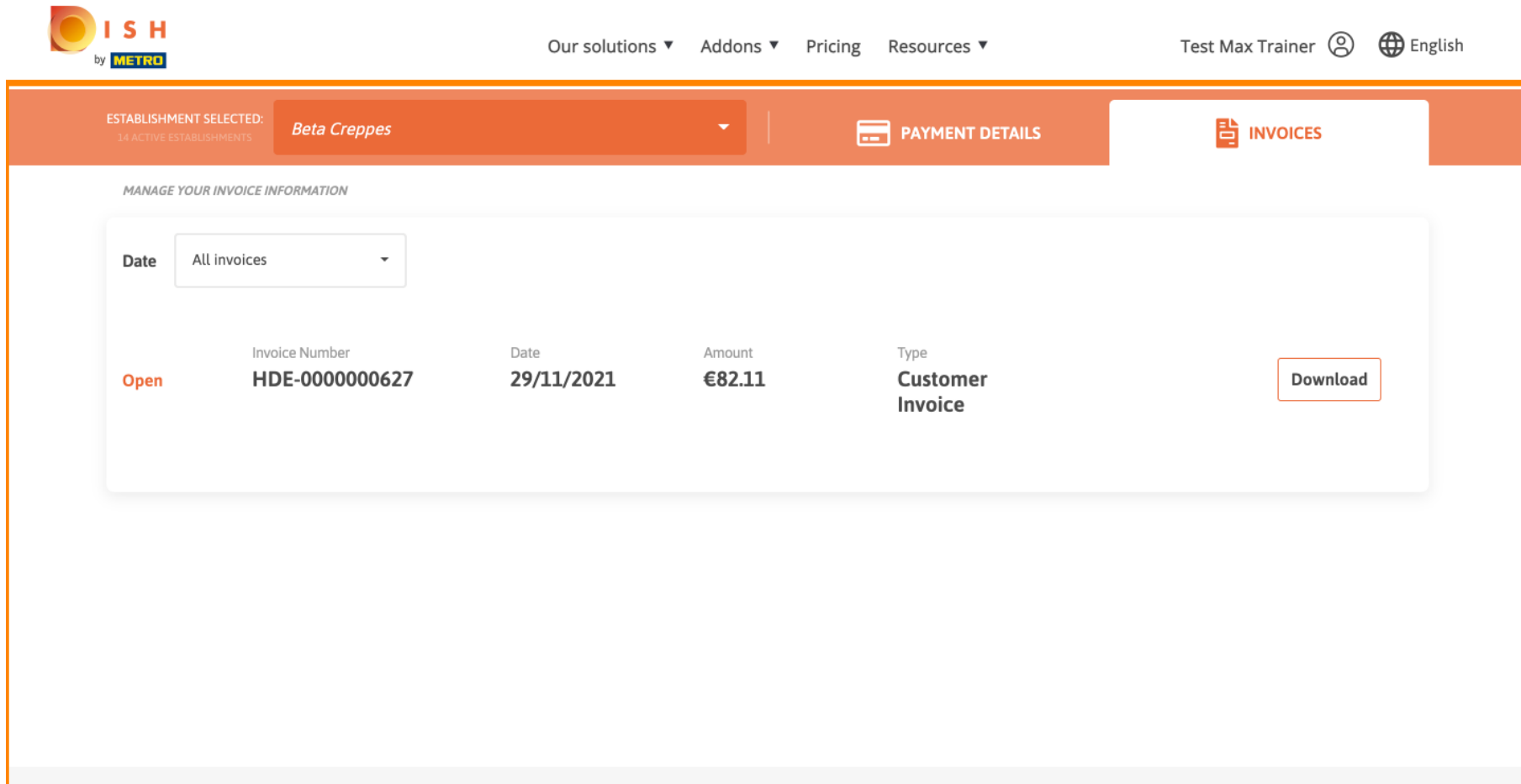


The screenshot shows the DISH web interface. At the top left is the ISH by METRO logo. The navigation menu includes 'Our solutions', 'Addons', 'Pricing', and 'Resources'. On the right, there are links for 'Test Max Trainer' and 'English'. Below the navigation is a header bar with 'ESTABLISHMENT SELECTED: Beta Creppes' and a dropdown arrow. To the right of this are two tabs: 'PAYMENT DETAILS' and 'INVOICES'. Below the header is a section titled 'MANAGE YOUR INVOICE INFORMATION' containing a 'Date' filter dropdown set to 'All invoices'. Below this is a table of invoices with a 'Download' button for each row.

	Invoice Number	Date	Amount	Type	
Open	HDE-0000000627	29/11/2021	€82.11	Customer Invoice	Download



É isso. Agora você pode visualizar e exportar suas faturas.



The screenshot displays the DISH web interface. At the top left is the ISH by METRO logo. The navigation menu includes 'Our solutions', 'Addons', 'Pricing', and 'Resources'. On the right, there are links for 'Test Max Trainer', a user profile icon, and 'English'. The main content area is titled 'ESTABLISHMENT SELECTED: Beta Creppes' with a dropdown arrow and '14 ACTIVE ESTABLISHMENTS'. Below this, there are tabs for 'PAYMENT DETAILS' and 'INVOICES'. Under the 'INVOICES' tab, the section is titled 'MANAGE YOUR INVOICE INFORMATION'. It features a 'Date' filter set to 'All invoices'. A table lists one invoice with the following details:

	Invoice Number	Date	Amount	Type	
Open	HDE-000000627	29/11/2021	€82.11	Customer Invoice	Download