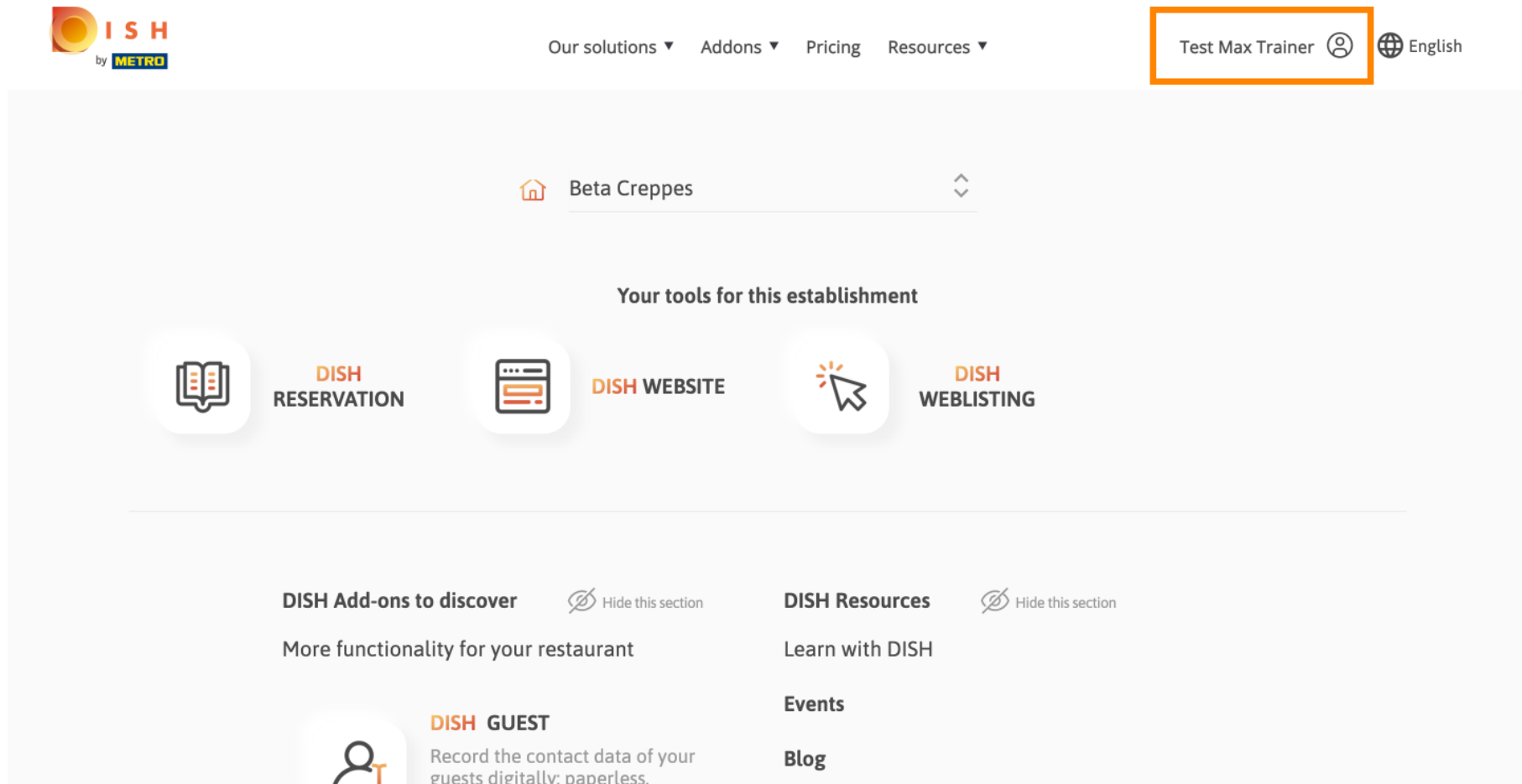


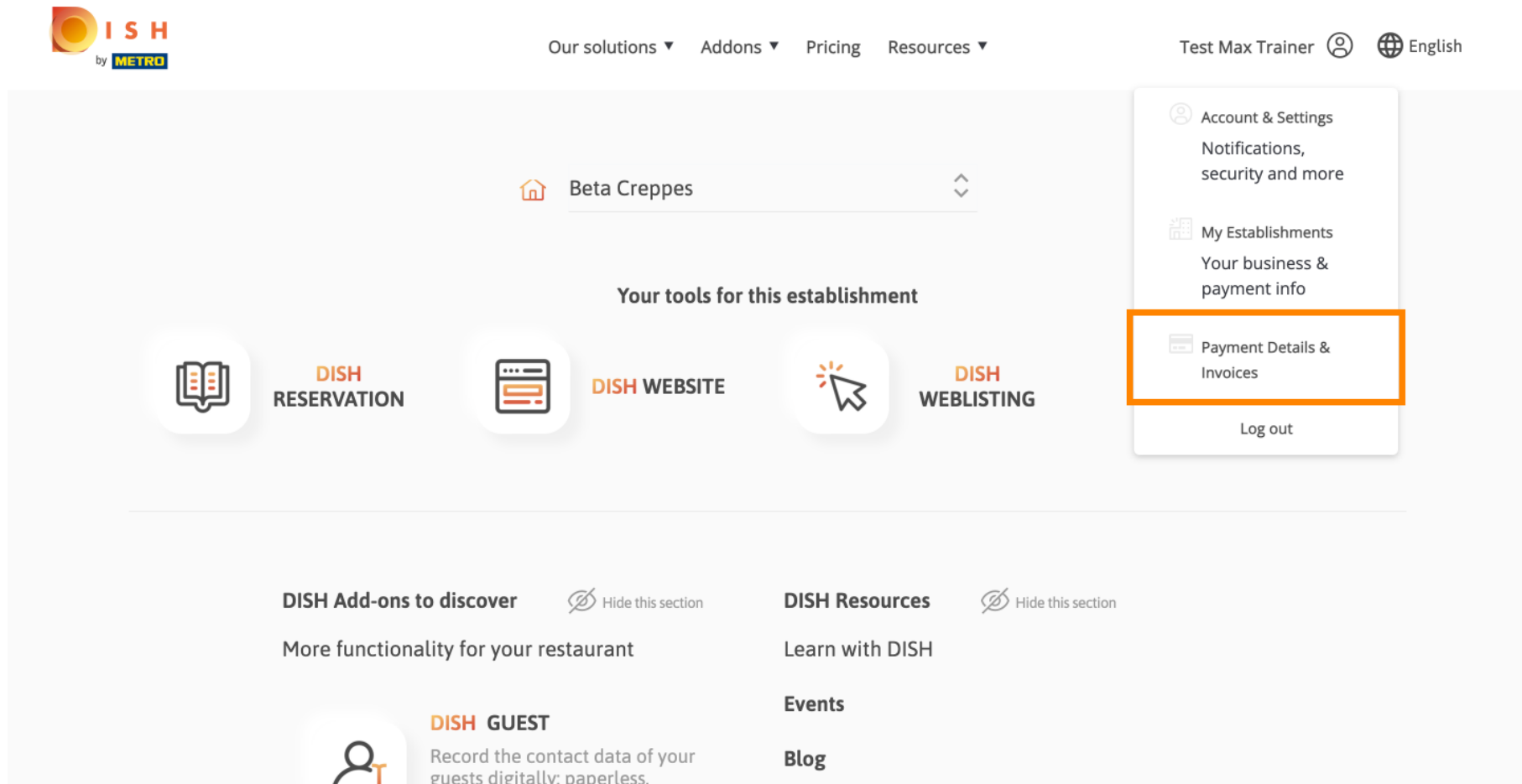
După ce v-ați conectat la contul DISH, faceți clic pe **pictograma profilului**.



The screenshot shows the DISH user interface. At the top left is the DISH by METRO logo. The navigation menu includes "Our solutions", "Addons", "Pricing", and "Resources". In the top right corner, the user's name "Test Max Trainer" is displayed next to a profile icon, which is highlighted with an orange box. A globe icon and the word "English" are also visible. Below the navigation, the current establishment "Beta Creppes" is shown with a home icon and a dropdown arrow. The main section is titled "Your tools for this establishment" and contains three tool cards: "DISH RESERVATION" with a book icon, "DISH WEBSITE" with a server icon, and "DISH WEBLISTING" with a cursor icon. Below this, there are two sections: "DISH Add-ons to discover" with a "Hide this section" link and the text "More functionality for your restaurant", and "DISH Resources" with a "Hide this section" link and the text "Learn with DISH". At the bottom, there is a "DISH GUEST" card with a person icon and the text "Record the contact data of your guests digitally: paperless," and a "Blog" link.



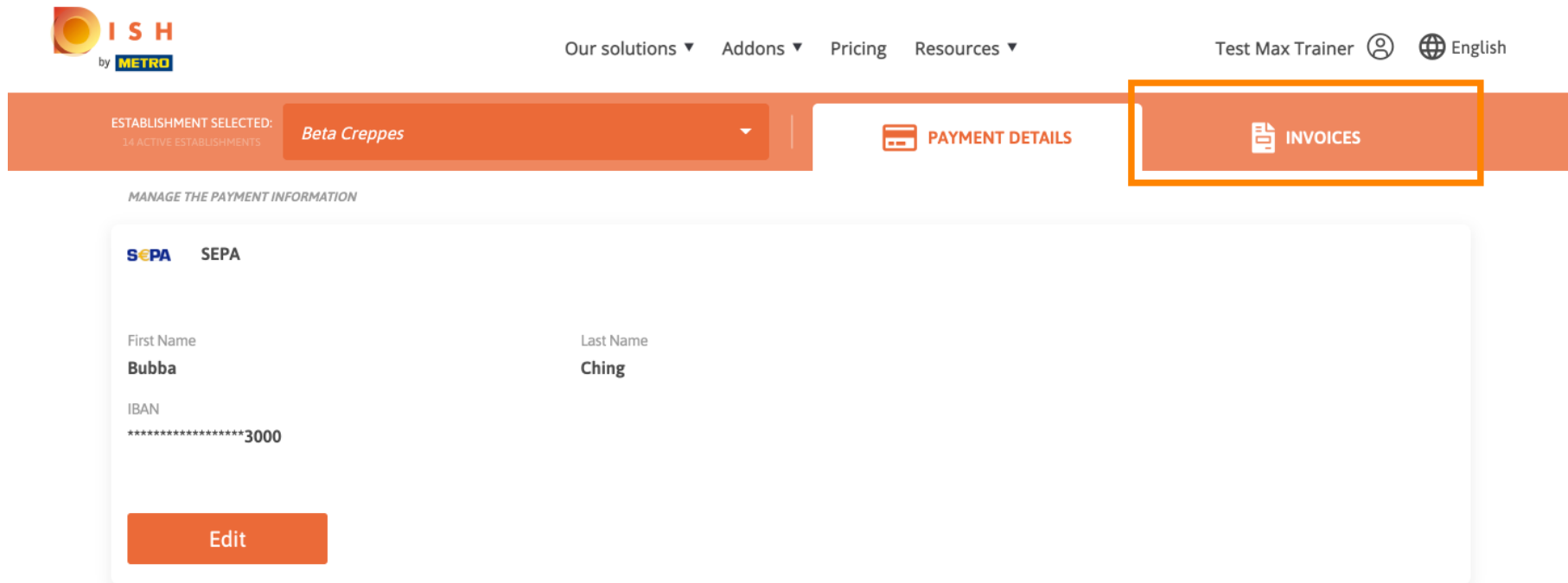
Selectați **detaliile de plată și facturile** din meniu.



The screenshot displays the DISH user interface for a restaurant named 'Beta Creppes'. The top navigation bar includes the DISH logo, a navigation menu with 'Our solutions', 'Addons', 'Pricing', and 'Resources', and a user profile section for 'Test Max Trainer' with a language selector set to 'English'. The main content area is titled 'Your tools for this establishment' and features three primary tool icons: 'DISH RESERVATION', 'DISH WEBSITE', and 'DISH WEBLISTING'. A dropdown menu is open on the right side, listing 'Account & Settings', 'My Establishments', and 'Payment Details & Invoices', with the latter being highlighted by an orange border. Below the main tools, there are sections for 'DISH Add-ons to discover' and 'DISH Resources', each with a 'Hide this section' option. The 'DISH Add-ons to discover' section includes 'DISH GUEST' with a description: 'Record the contact data of your guests digitally: paperless,'. The 'DISH Resources' section lists 'Events' and 'Blog'.



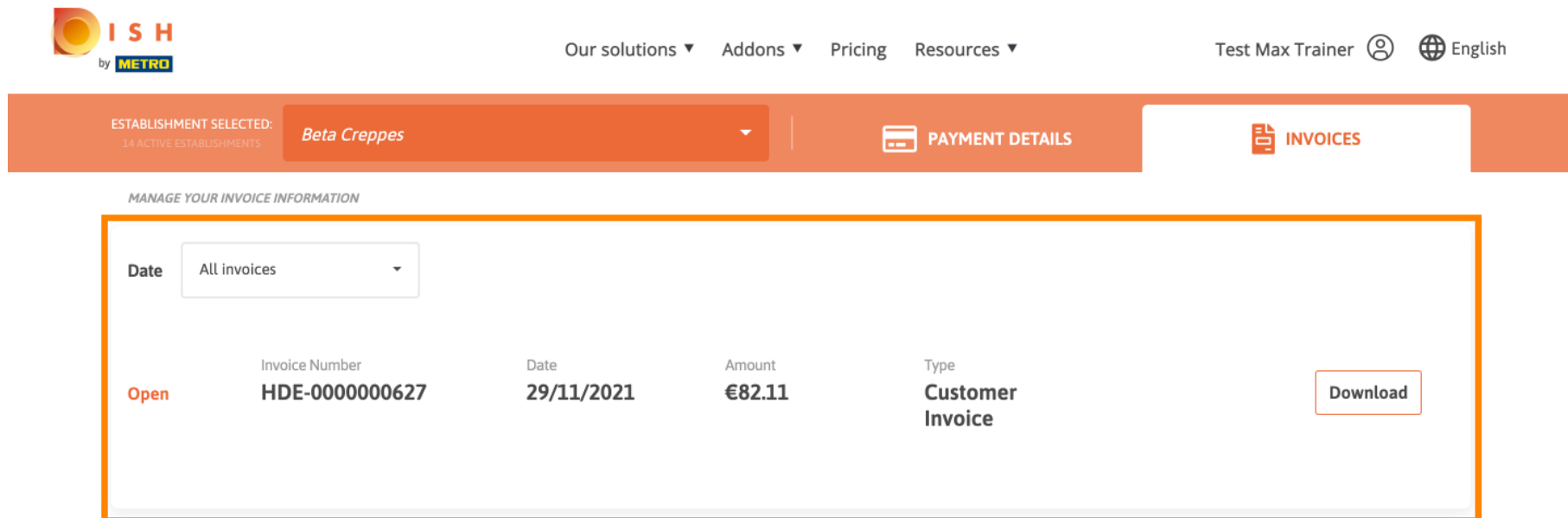
Schimbați vizualizarea făcând clic pe **facturi**.



The screenshot shows the DISH web interface. At the top left is the logo 'ISH by METRO'. To the right are navigation links: 'Our solutions', 'Addons', 'Pricing', and 'Resources'. Further right are 'Test Max Trainer' and 'English'. Below the navigation is a horizontal bar with three tabs: 'ESTABLISHMENT SELECTED: Beta Creppes', 'PAYMENT DETAILS', and 'INVOICES'. The 'INVOICES' tab is highlighted with an orange border. Below this bar is a section titled 'MANAGE THE PAYMENT INFORMATION' containing a form for SEPA payment details. The form includes fields for 'First Name' (Bubba), 'Last Name' (Ching), and 'IBAN' (*****3000). An 'Edit' button is located at the bottom of the form.



Toate **facturile** dvs. vor fi afișate aici. Descărcați-le făcând clic pe butonul de **descărcare**. Notă: le puteți filtra după dată dacă este necesar.

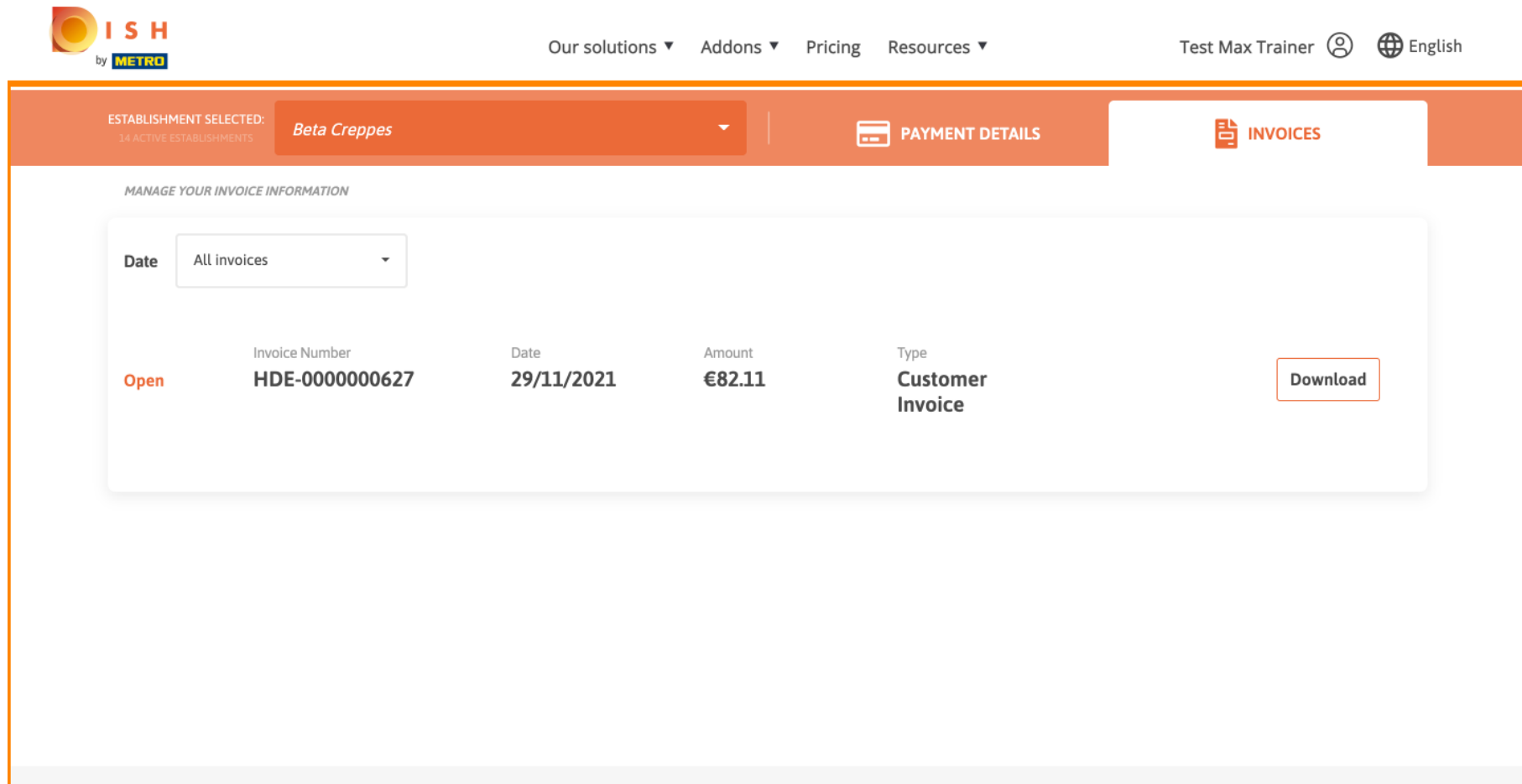


The screenshot shows the DISH web interface. At the top left is the logo 'ISH by METRO'. Navigation links include 'Our solutions', 'Addons', 'Pricing', and 'Resources'. User options include 'Test Max Trainer' and 'English'. A dropdown menu shows 'ESTABLISHMENT SELECTED: Beta Creppes' with '14 ACTIVE ESTABLISHMENTS'. Below this are tabs for 'PAYMENT DETAILS' and 'INVOICES'. A section titled 'MANAGE YOUR INVOICE INFORMATION' contains a 'Date' filter set to 'All invoices'. Below the filter is a table of invoices with a 'Download' button for each row.

	Invoice Number	Date	Amount	Type	
Open	HDE-0000000627	29/11/2021	€82.11	Customer Invoice	Download



Asta e. Acum puteți vizualiza și exporta facturile.



The screenshot displays the ISH by METRO web interface. At the top, there is a navigation bar with the logo on the left and menu items: "Our solutions", "Addons", "Pricing", and "Resources". On the right side of the navigation bar, there are links for "Test Max Trainer" (with a user icon) and "English" (with a globe icon).

Below the navigation bar, a secondary bar shows the selected establishment: "ESTABLISHMENT SELECTED: 14 ACTIVE ESTABLISHMENTS Beta Creppes". To the right of this bar are two tabs: "PAYMENT DETAILS" and "INVOICES", with "INVOICES" being the active tab.

The main content area is titled "MANAGE YOUR INVOICE INFORMATION" and contains a filter dropdown menu labeled "Date" with "All invoices" selected. Below this is a table of invoices:

	Invoice Number	Date	Amount	Type	
Open	HDE-000000627	29/11/2021	€82.11	Customer Invoice	Download