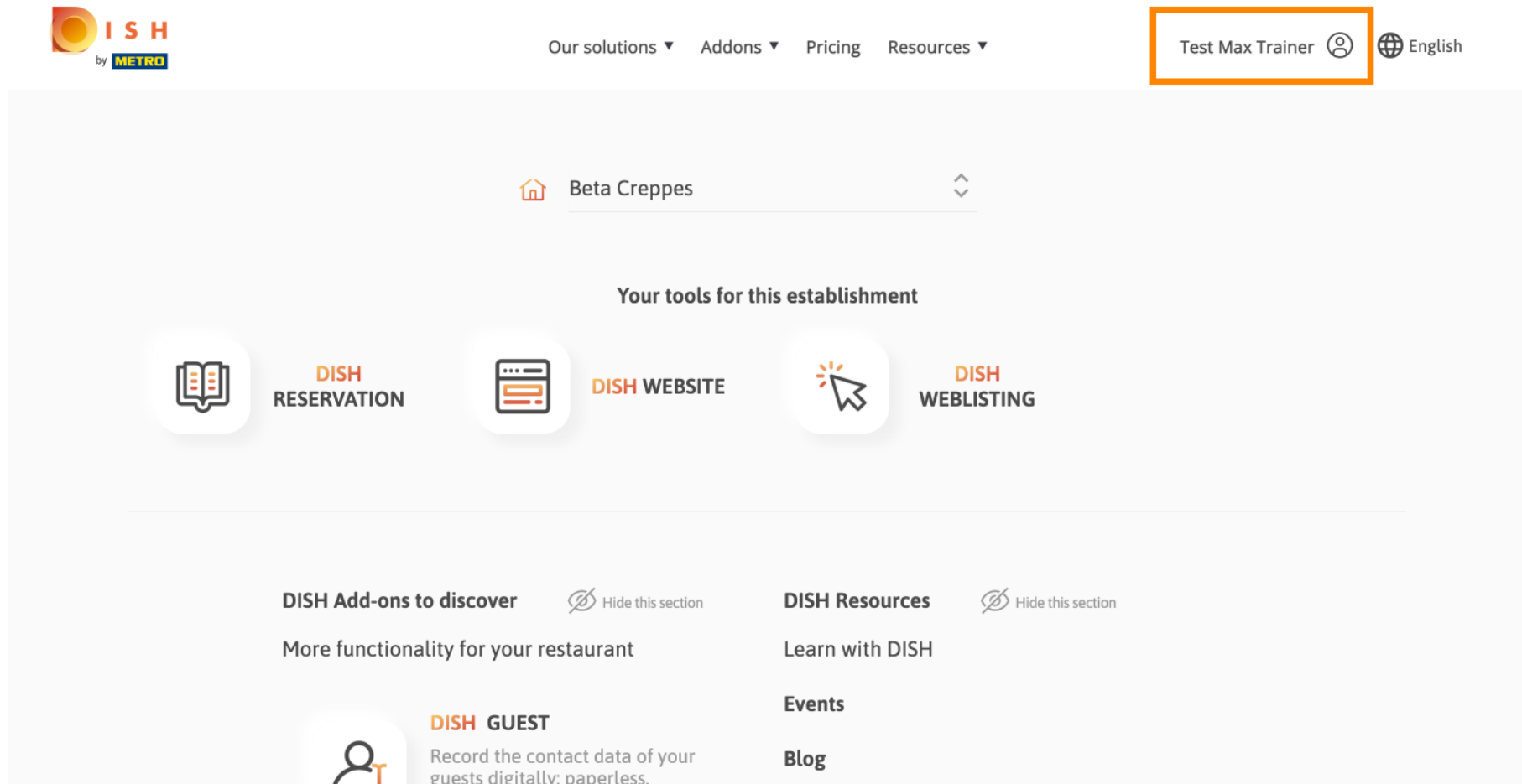


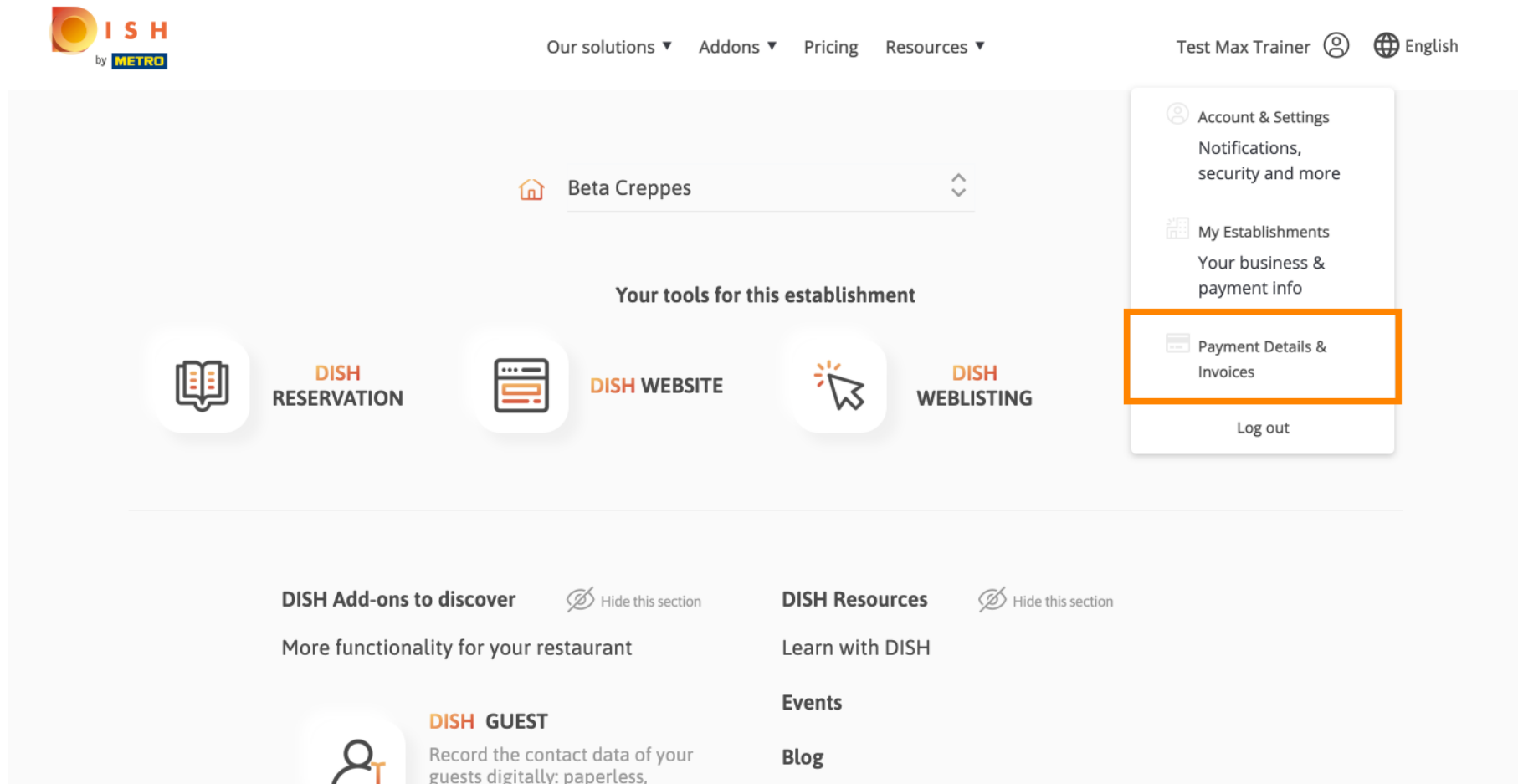


После того, как вы вошли в свою учетную запись DISH, щелкните **значок профиля**.



The screenshot shows the DISH user interface for a restaurant named "Beta Creppes". At the top left is the DISH by METRO logo. The top navigation bar includes "Our solutions", "Addons", "Pricing", and "Resources". On the right, there is a user profile section with the text "Test Max Trainer" and a profile icon, which is highlighted with an orange box. Next to it is a globe icon and the text "English". Below the navigation bar, the restaurant name "Beta Creppes" is displayed with a home icon and a dropdown arrow. The main section is titled "Your tools for this establishment" and contains three tool cards: "DISH RESERVATION" with a book icon, "DISH WEBSITE" with a server icon, and "DISH WEBLISTING" with a cursor icon. Below these tools, there are two sections: "DISH Add-ons to discover" with a "Hide this section" link and the text "More functionality for your restaurant", and "DISH Resources" with a "Hide this section" link and the text "Learn with DISH". At the bottom, there is a "DISH GUEST" card with a person icon and the text "Record the contact data of your guests digitally: paperless," and a "Blog" link.

Выберите в меню **платежные реквизиты и счета**.



The screenshot shows the ISH by METRO dashboard for an establishment named "Beta Creppes". The navigation bar includes "Our solutions", "Addons", "Pricing", and "Resources". The user is logged in as "Test Max Trainer" and the language is set to "English".

The main content area is titled "Your tools for this establishment" and features three primary tools: "DISH RESERVATION", "DISH WEBSITE", and "DISH WEBLISTING".

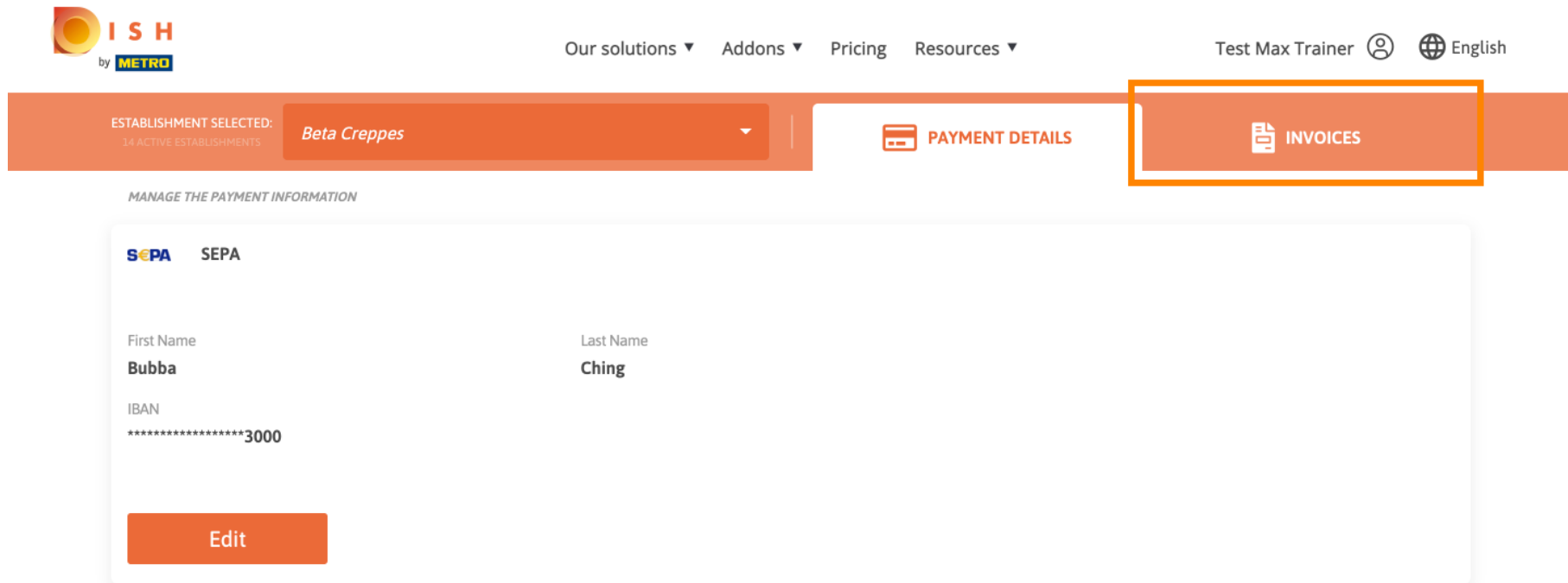
A dropdown menu is open on the right side, listing the following options:

- Account & Settings  
Notifications, security and more
- My Establishments  
Your business & payment info
- Payment Details & Invoices** (highlighted with an orange border)
- Log out

At the bottom, there are sections for "DISH Add-ons to discover" (with a "Hide this section" link) and "DISH Resources" (with a "Hide this section" link). The "DISH Add-ons" section includes "DISH GUEST" (Record the contact data of your guests digitally: paperless,). The "DISH Resources" section includes "Learn with DISH", "Events", and "Blog".



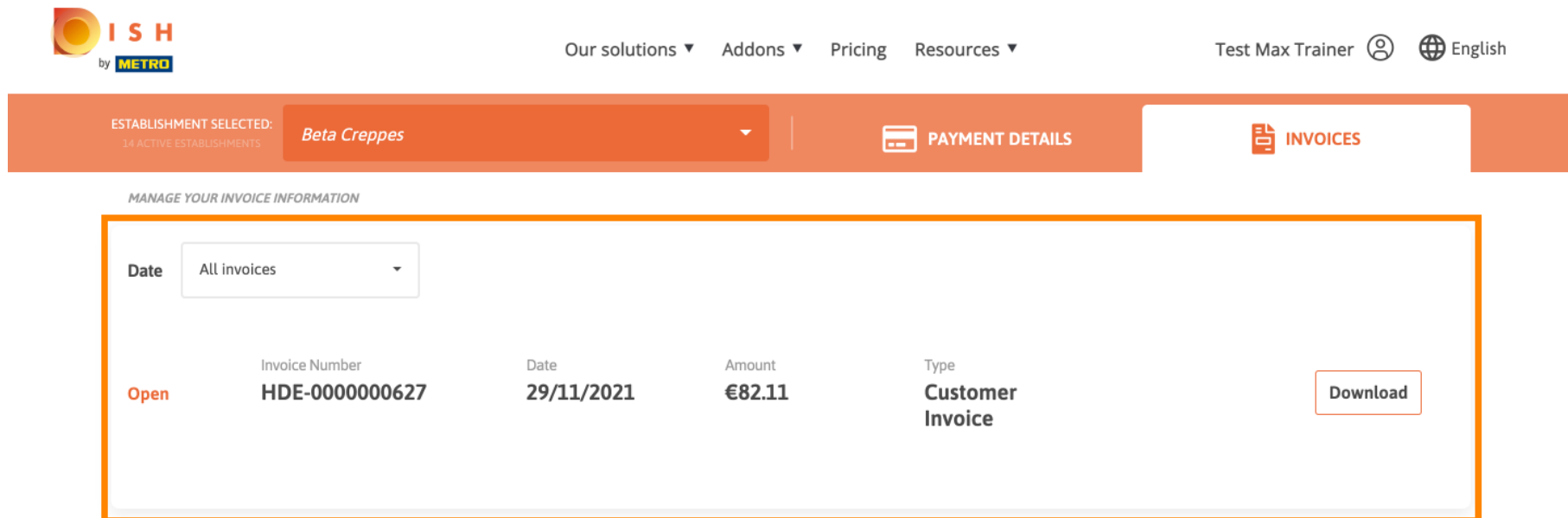
Измените вид, щелкнув **счета-фактуры** .



The screenshot shows the ISH by METRO web interface. At the top left is the logo. The navigation menu includes 'Our solutions', 'Addons', 'Pricing', and 'Resources'. On the right, there are links for 'Test Max Trainer', a user profile icon, and 'English'. Below the navigation is a header bar with 'ESTABLISHMENT SELECTED: 14 ACTIVE ESTABLISHMENTS Beta Creppes'. To the right of this are two tabs: 'PAYMENT DETAILS' and 'INVOICES', with the latter being highlighted by an orange border. Below the header is a section titled 'MANAGE THE PAYMENT INFORMATION' containing a form for SEPA payment details. The form includes fields for 'First Name' (Bubba), 'Last Name' (Ching), and 'IBAN' (\*\*\*\*\*3000). An 'Edit' button is located at the bottom of the form.



Здесь будут отображаться все ваши **счета** . Загрузите их, нажав кнопку **загрузки** . Примечание. При необходимости вы можете отфильтровать их по дате.

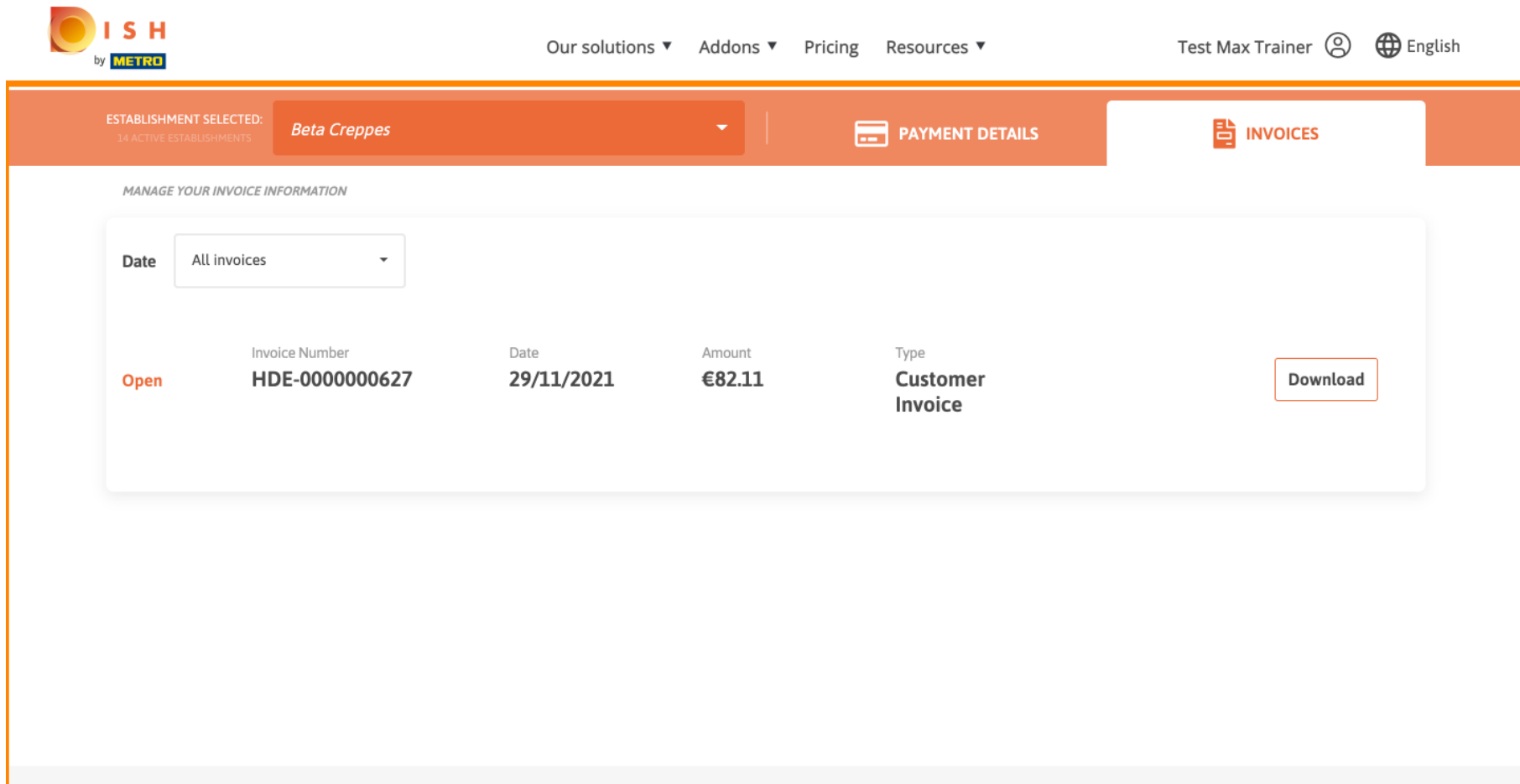


The screenshot shows the ISH by METRO interface. At the top, there is a navigation bar with the logo on the left and menu items: "Our solutions", "Addons", "Pricing", and "Resources". On the right, there are links for "Test Max Trainer" and "English". Below the navigation bar, there is a section for "ESTABLISHMENT SELECTED: Beta Creppes" with a dropdown arrow and "14 ACTIVE ESTABLISHMENTS". To the right of this are two buttons: "PAYMENT DETAILS" and "INVOICES". Below this is a section titled "MANAGE YOUR INVOICE INFORMATION" containing a "Date" filter dropdown set to "All invoices". Below the filter is a table of invoices.

	Invoice Number	Date	Amount	Type	
Open	HDE-0000000627	29/11/2021	€82.11	Customer Invoice	Download



Вот и все. Теперь вы можете просматривать, а также экспортировать свои счета.



The screenshot displays the ISH by METRO web interface. At the top, there is a navigation bar with the logo on the left and menu items: "Our solutions", "Addons", "Pricing", and "Resources". On the right side of the navigation bar, there are links for "Test Max Trainer" (with a user icon) and "English" (with a globe icon).

Below the navigation bar, a secondary bar shows "ESTABLISHMENT SELECTED: 14 ACTIVE ESTABLISHMENTS" with a dropdown menu currently set to "Beta Creppes". To the right of this bar are two tabs: "PAYMENT DETAILS" (with a card icon) and "INVOICES" (with a document icon).

The main content area is titled "MANAGE YOUR INVOICE INFORMATION". It features a "Date" filter dropdown menu set to "All invoices". Below this is a table with one row of invoice data:

	Invoice Number	Date	Amount	Type	
Open	HDE-0000000627	29/11/2021	€82.11	Customer Invoice	<a href="#">Download</a>