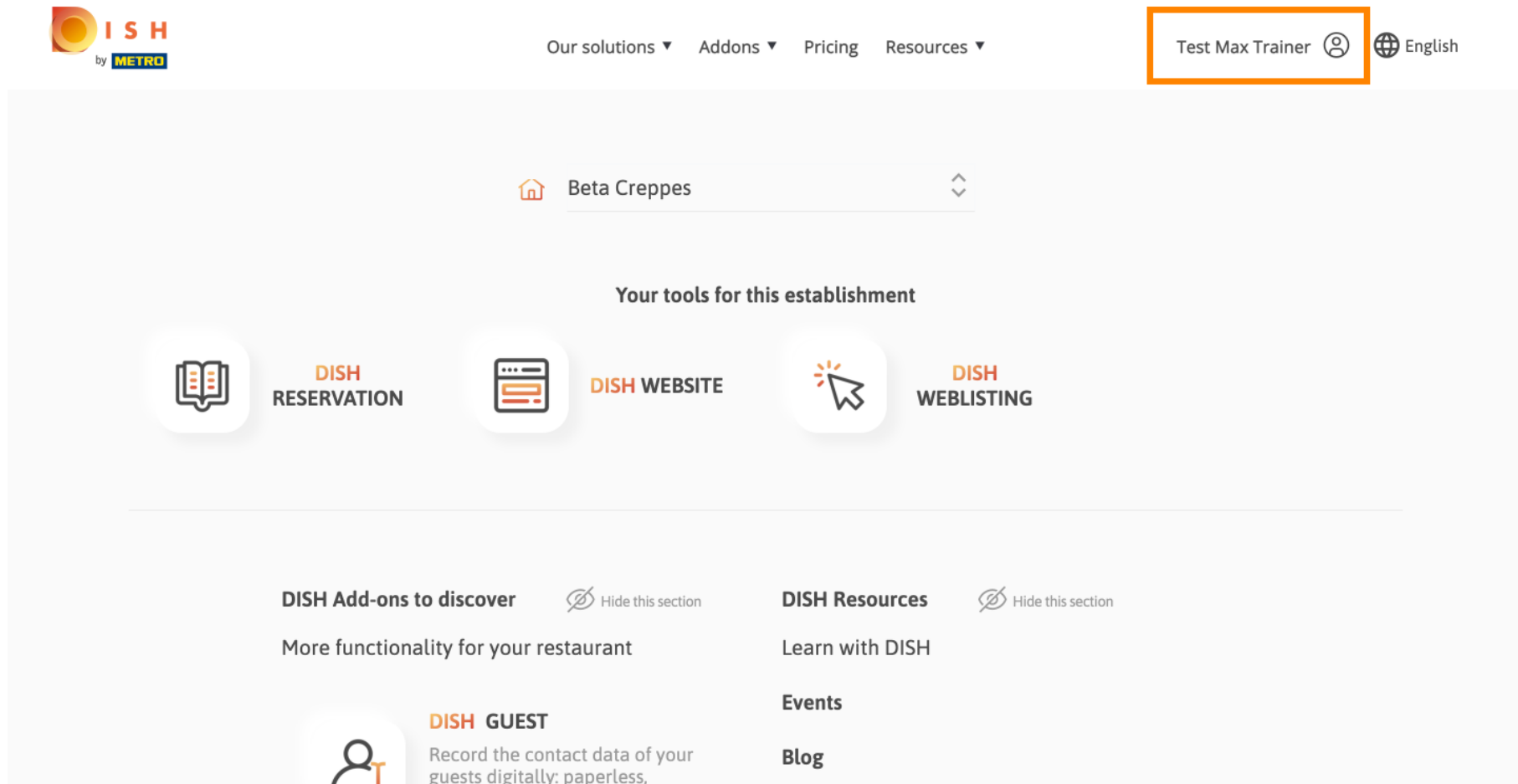
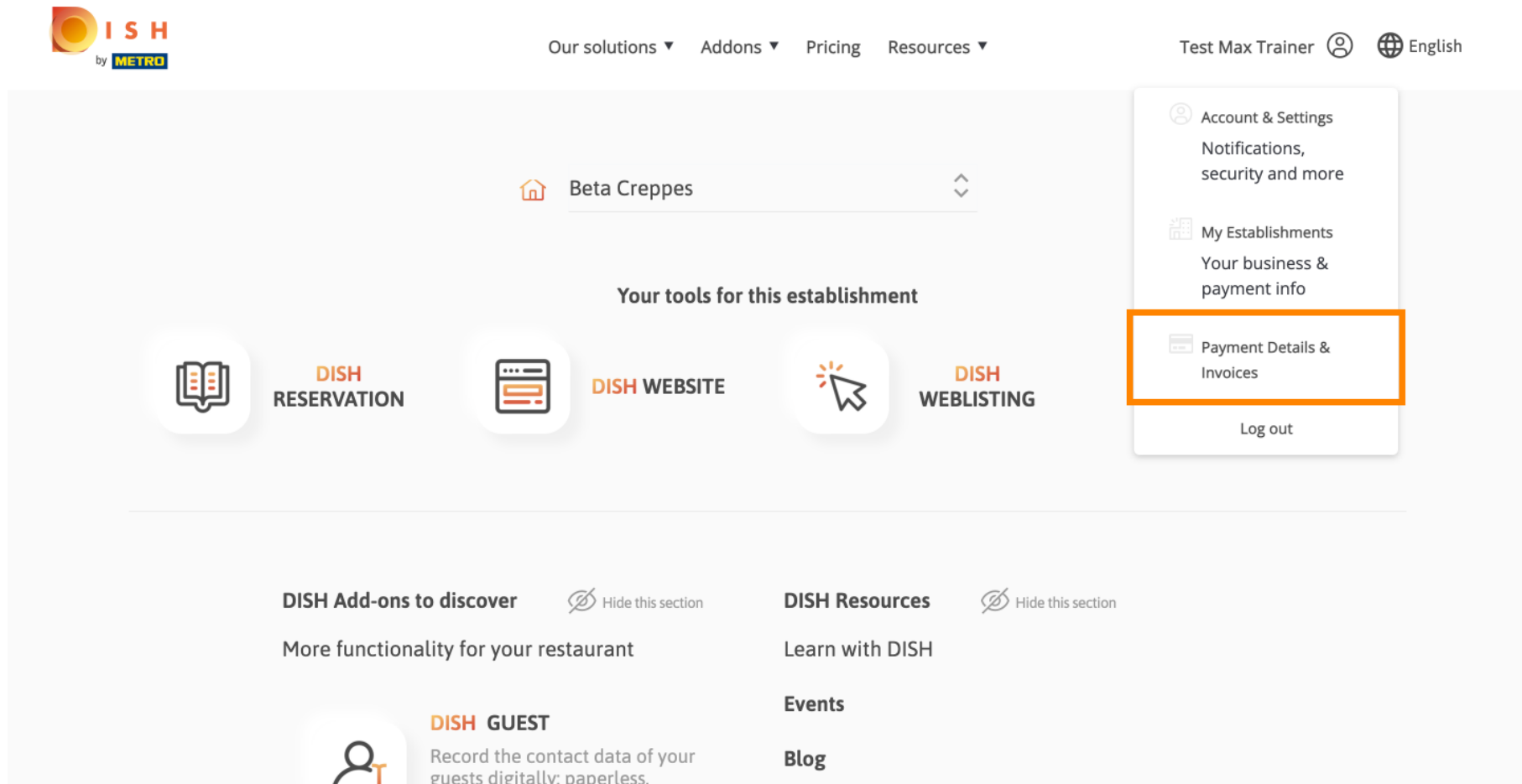


Po prihlásení do účtu DISH kliknite na **ikonu profilu**.



The screenshot shows the DISH user interface. At the top left is the logo "ISH by METRO". To the right of the logo are navigation links: "Our solutions", "Addons", "Pricing", and "Resources". In the top right corner, there is a user profile section with the text "Test Max Trainer" and a profile icon, which is highlighted with an orange box. Next to it is a globe icon and the text "English". Below the navigation is a breadcrumb trail showing a home icon and "Beta Creppes". The main content area is titled "Your tools for this establishment" and contains three tool cards: "DISH RESERVATION" with a calendar icon, "DISH WEBSITE" with a server icon, and "DISH WEBLISTING" with a cursor icon. Below these cards are two sections: "DISH Add-ons to discover" and "DISH Resources", each with a "Hide this section" link. The "DISH Add-ons to discover" section includes the text "More functionality for your restaurant" and a card for "DISH GUEST" with a person icon and the text "Record the contact data of your guests digitally: paperless,". The "DISH Resources" section includes the text "Learn with DISH", "Events", and "Blog".

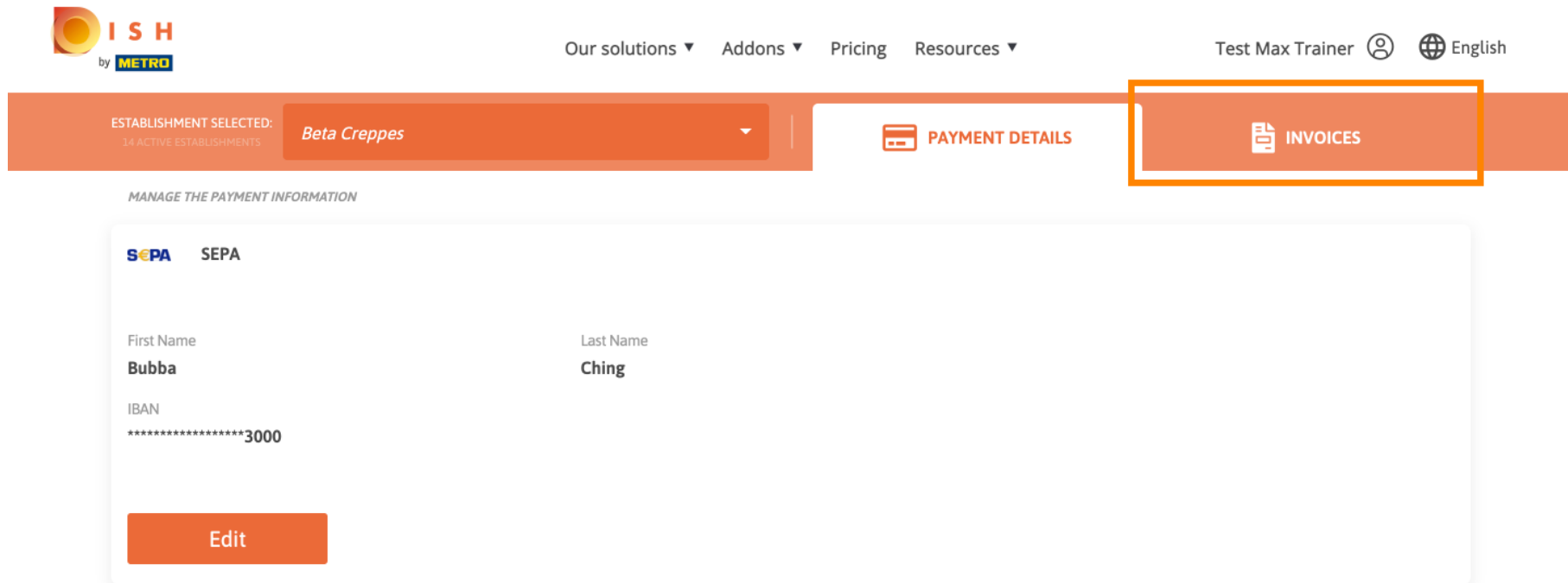
Z ponuky vyberte **platobné údaje a faktúry**.



The screenshot displays the DISH user interface for a restaurant named 'Beta Creppes'. The top navigation bar includes the DISH logo, a menu with 'Our solutions', 'Addons', 'Pricing', and 'Resources', and user options for 'Test Max Trainer' and 'English'. The main content area is titled 'Your tools for this establishment' and features three primary tool icons: 'DISH RESERVATION', 'DISH WEBSITE', and 'DISH WEBLISTING'. A dropdown menu is open on the right side, listing 'Account & Settings', 'My Establishments', and 'Payment Details & Invoices', with the latter being highlighted by an orange border. Below this, there are sections for 'DISH Add-ons to discover' and 'DISH Resources', each with a 'Hide this section' link. The 'DISH Add-ons to discover' section includes 'DISH GUEST' with a description: 'Record the contact data of your guests digitally: paperless,'. The 'DISH Resources' section lists 'Events' and 'Blog'.



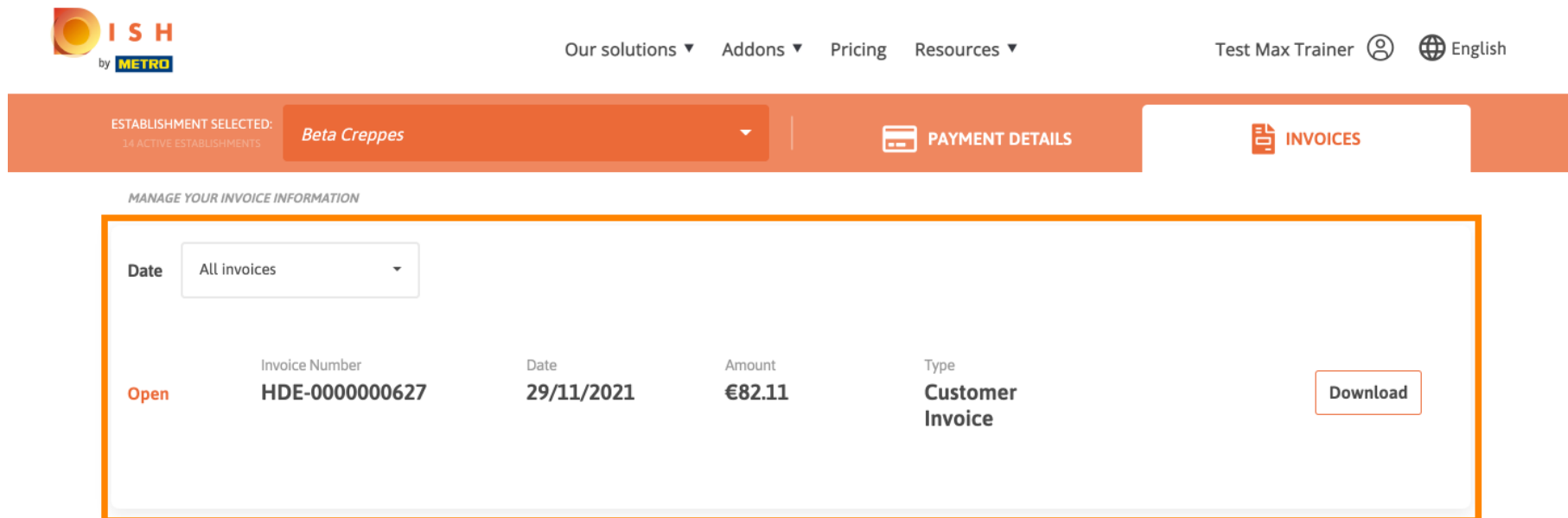
Zmeňte zobrazenie kliknutím na **faktúry**.



The screenshot shows the ISH by METRO web interface. At the top left is the logo. The navigation menu includes 'Our solutions', 'Addons', 'Pricing', and 'Resources'. On the right, there are links for 'Test Max Trainer' and 'English'. Below the navigation is a header bar with 'ESTABLISHMENT SELECTED: 14 ACTIVE ESTABLISHMENTS Beta Creppes'. To the right of this are two tabs: 'PAYMENT DETAILS' and 'INVOICES', with the latter being highlighted by an orange border. Below the header is a section titled 'MANAGE THE PAYMENT INFORMATION' containing a form for SEPA payment details. The form fields are: First Name (Bubba), Last Name (Ching), and IBAN (*****3000). An 'Edit' button is located at the bottom of the form.



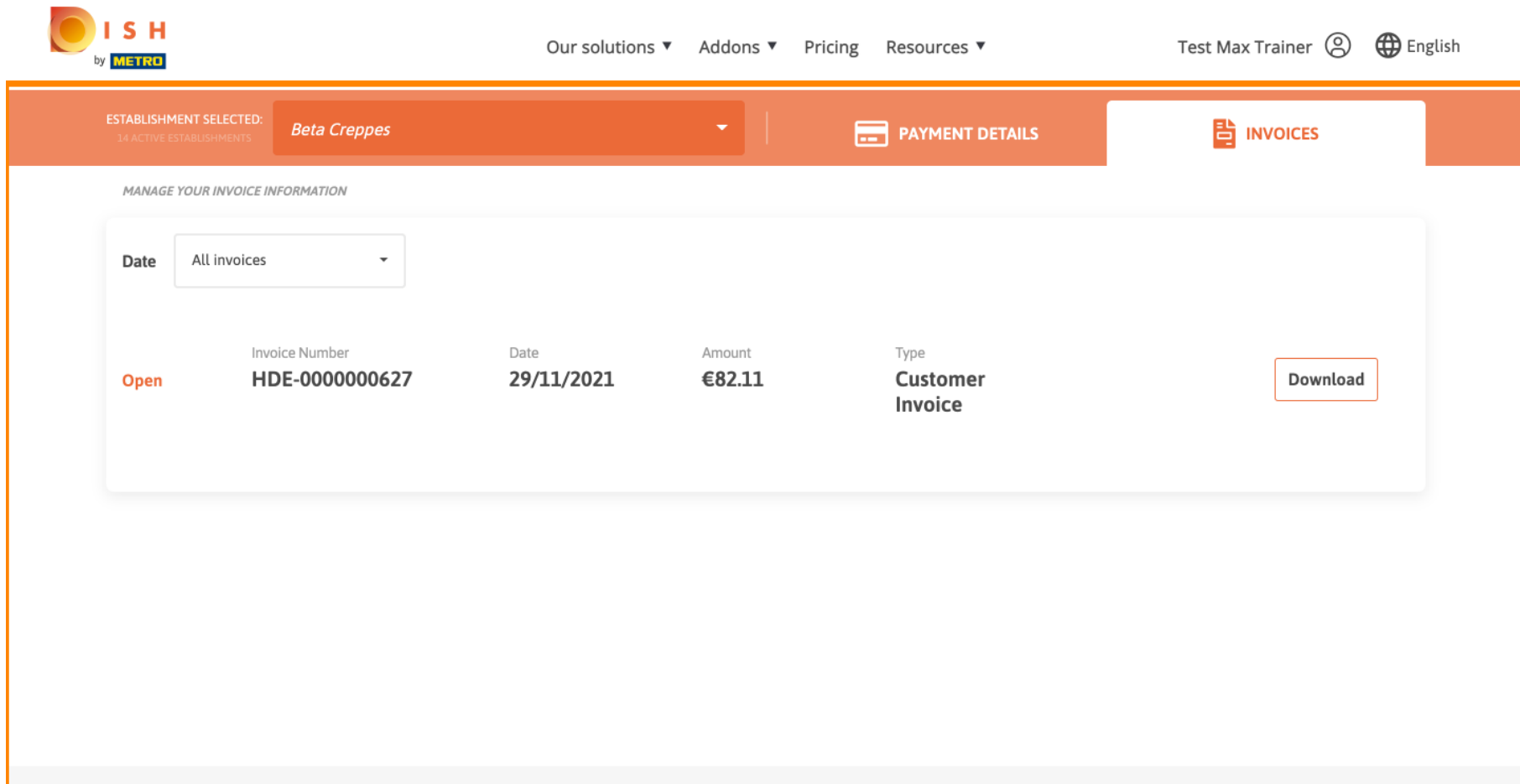
Tu sa zobrazia všetky vaše **faktúry** . Stiahnite si ich kliknutím na tlačidlo **sťahovania** . Poznámka: V prípade potreby ich môžete filtrovať podľa dátumu.



The screenshot shows the DISH web interface. At the top left is the ISH by METRO logo. Navigation links include 'Our solutions', 'Addons', 'Pricing', and 'Resources'. On the right, there are links for 'Test Max Trainer', a user profile icon, and 'English'. Below the navigation is a header bar with 'ESTABLISHMENT SELECTED: Beta Creppes' and a dropdown arrow. To the right of this are two tabs: 'PAYMENT DETAILS' and 'INVOICES'. Below the header is a section titled 'MANAGE YOUR INVOICE INFORMATION' containing a 'Date' filter dropdown set to 'All invoices'. Below this is a table of invoices with a 'Download' button for each row.

	Invoice Number	Date	Amount	Type	
Open	HDE-0000000627	29/11/2021	€82.11	Customer Invoice	Download

 To je všetko. Teraz môžete prezerať a exportovať svoje faktúry.



The screenshot displays the DISH web interface for managing invoices. At the top, the logo 'ISH by METRO' is on the left, and navigation links 'Our solutions', 'Addons', 'Pricing', and 'Resources' are in the center. On the right, there are links for 'Test Max Trainer', a user profile icon, and 'English'. Below the navigation bar, the interface is divided into sections. The top section shows 'ESTABLISHMENT SELECTED: Beta Creppes' with a dropdown arrow and '14 ACTIVE ESTABLISHMENTS'. To the right of this are tabs for 'PAYMENT DETAILS' and 'INVOICES'. Below this is a section titled 'MANAGE YOUR INVOICE INFORMATION' containing a 'Date' filter set to 'All invoices'. The main area features a table with one invoice entry:

	Invoice Number	Date	Amount	Type	
Open	HDE-000000627	29/11/2021	€82.11	Customer Invoice	Download