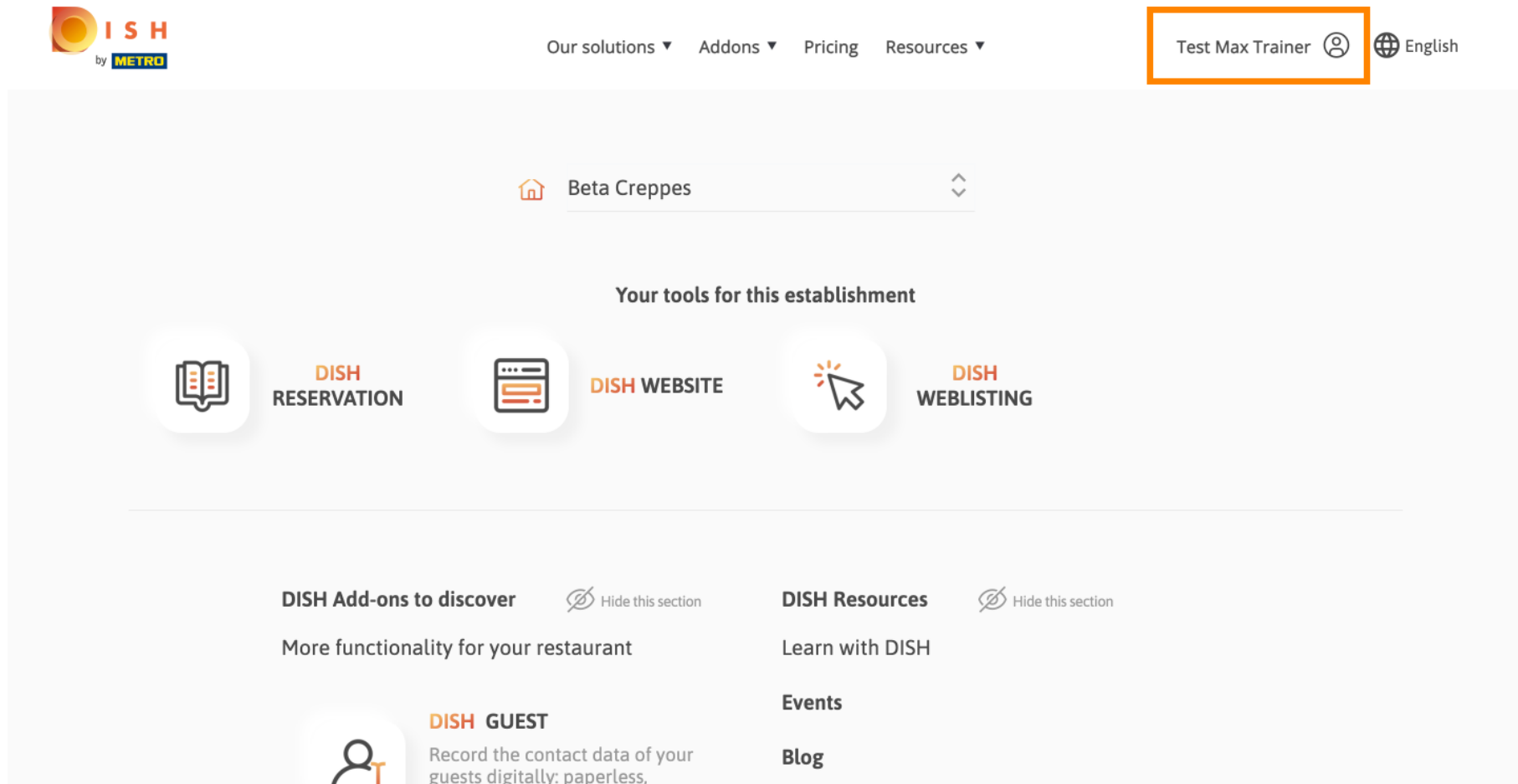
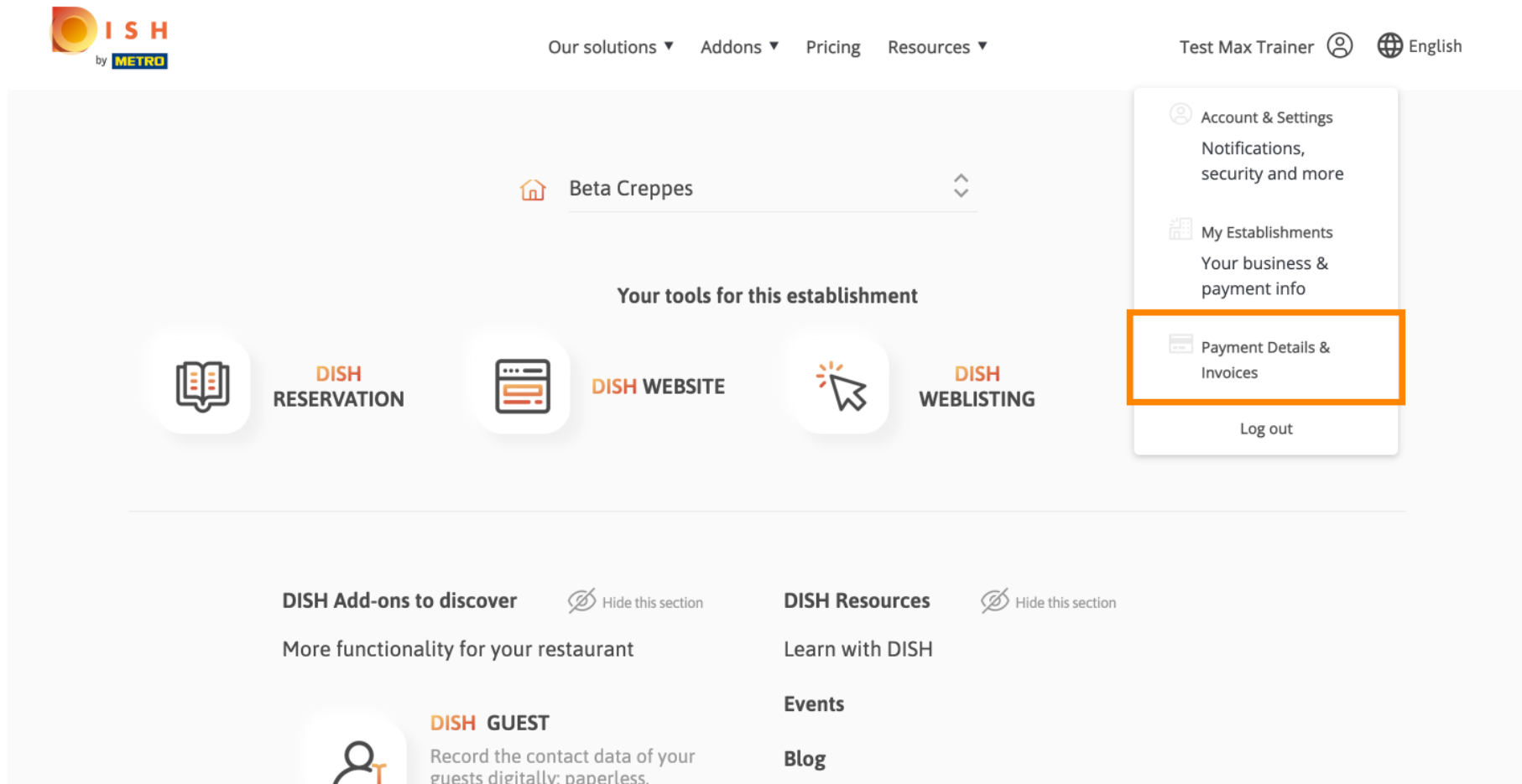


Після того, як ви увійшли у свій обліковий запис DISH, натисніть **значок профілю**.



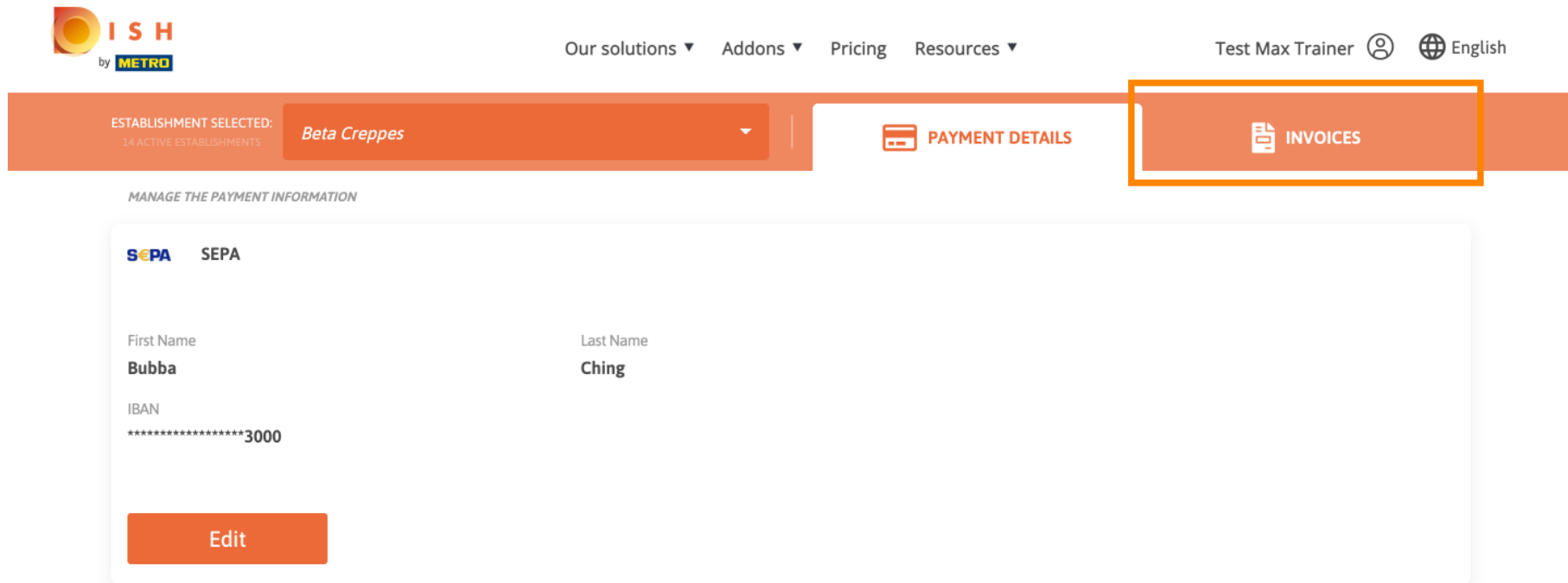
The screenshot displays the DISH user interface for a restaurant named 'Beta Creppes'. At the top left is the 'ISH by METRO' logo. The top navigation bar includes links for 'Our solutions', 'Addons', 'Pricing', and 'Resources'. On the top right, the user's name 'Test Max Trainer' is shown next to a profile icon and a globe icon labeled 'English'. Below the navigation bar, the restaurant name 'Beta Creppes' is displayed with a home icon and a dropdown arrow. The main section is titled 'Your tools for this establishment' and features three tool cards: 'DISH RESERVATION' with a book icon, 'DISH WEBSITE' with a server icon, and 'DISH WEBLISTING' with a cursor icon. Below these tools, there are two sections: 'DISH Add-ons to discover' with a 'Hide this section' link and the text 'More functionality for your restaurant', and 'DISH Resources' with a 'Hide this section' link and the text 'Learn with DISH'. At the bottom left, there is a 'DISH GUEST' card with a person icon and the text 'Record the contact data of your guests digitally: paperless,'. Below the 'DISH Resources' section, there are links for 'Events' and 'Blog'.

Виберіть **деталі платежу та рахунки-фактури** з меню.



The screenshot displays the DISH user interface for an establishment named 'Beta Creppes'. The top navigation bar includes the DISH logo, a navigation menu with 'Our solutions', 'Addons', 'Pricing', and 'Resources', and user options for 'Test Max Trainer' and 'English'. The main content area is titled 'Your tools for this establishment' and features three primary tool cards: 'DISH RESERVATION', 'DISH WEBSITE', and 'DISH WEBLISTING'. A dropdown menu is open on the right side, listing 'Account & Settings', 'My Establishments', and 'Payment Details & Invoices', with the latter being highlighted by an orange border. Below the tools, there are sections for 'DISH Add-ons to discover' and 'DISH Resources', each with a 'Hide this section' link. The 'DISH GUEST' add-on is also visible, described as a digital contact recording tool.

Змініть вигляд, натиснувши **рахунки-фактури**.



The screenshot shows the DISH web interface. At the top left is the logo 'ISH by METRO'. To the right are navigation links: 'Our solutions', 'Addons', 'Pricing', and 'Resources'. Further right are 'Test Max Trainer' and 'English'. Below the navigation is a horizontal bar with three tabs: 'ESTABLISHMENT SELECTED: 14 ACTIVE ESTABLISHMENTS Beta Creppes', 'PAYMENT DETAILS', and 'INVOICES'. The 'INVOICES' tab is highlighted with an orange border. Below the tabs is a section titled 'MANAGE THE PAYMENT INFORMATION' containing a form for SEPA payment details. The form includes fields for 'First Name' (Bubba), 'Last Name' (Ching), and 'IBAN' (*****3000). An 'Edit' button is located at the bottom of the form.

ISH by METRO

Our solutions ▾ Addons ▾ Pricing Resources ▾

Test Max Trainer ⓘ 🌐 English

ESTABLISHMENT SELECTED: 14 ACTIVE ESTABLISHMENTS *Beta Creppes* ▾

PAYMENT DETAILS

INVOICES

MANAGE THE PAYMENT INFORMATION

SEPA SEPA

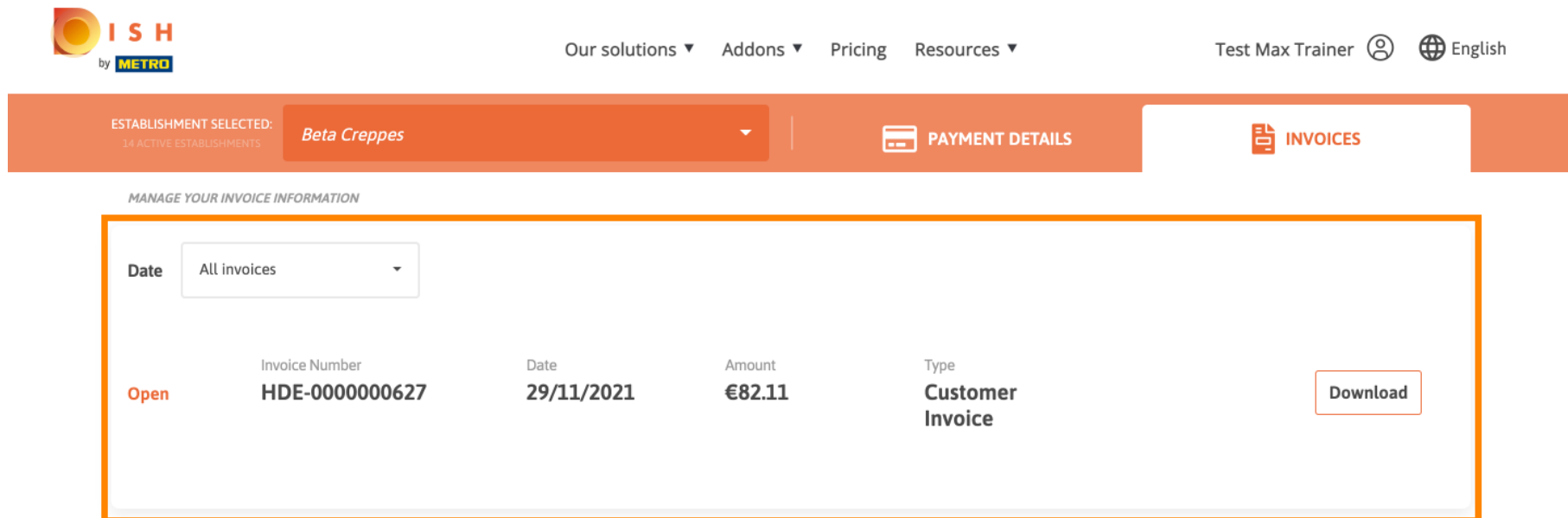
First Name **Bubba** Last Name **Ching**

IBAN *****3000

Edit



Тут відобразатимуться всі ваші **рахунки** . Завантажте їх, натиснувши кнопку **завантаження** .
Примітка. За потреби ви можете відфільтрувати їх за датою.

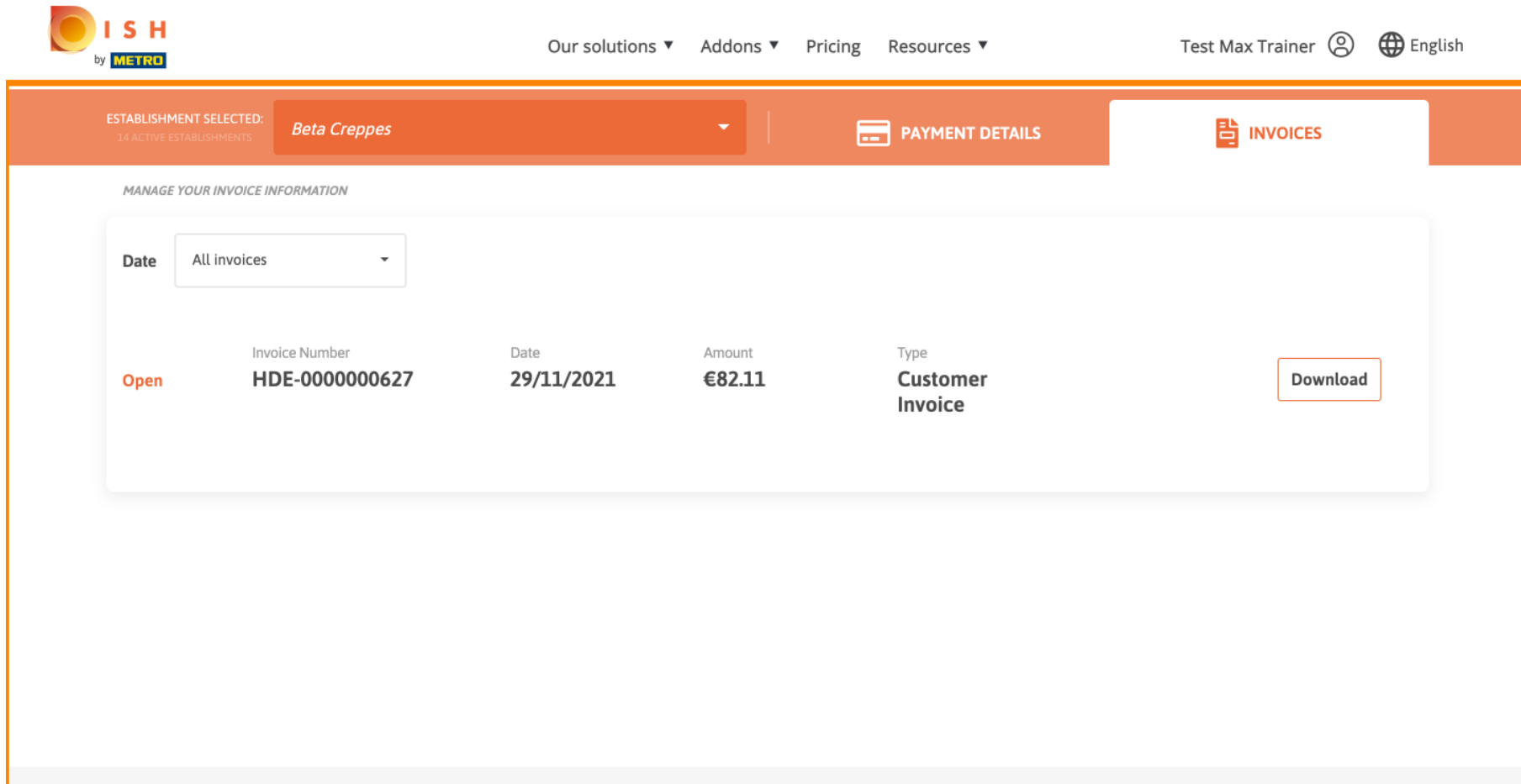


The screenshot shows the DISH web interface. At the top left is the logo 'ISH by METRO'. The navigation menu includes 'Our solutions', 'Addons', 'Pricing', and 'Resources'. On the right, there are links for 'Test Max Trainer', a user profile icon, and 'English'. Below the navigation is a header bar with 'ESTABLISHMENT SELECTED: 14 ACTIVE ESTABLISHMENTS Beta Creppes' and tabs for 'PAYMENT DETAILS' and 'INVOICES'. Under the 'INVOICES' tab, there is a section titled 'MANAGE YOUR INVOICE INFORMATION' with a 'Date' filter set to 'All invoices'. Below this is a table of invoices with a 'Download' button for each row.

	Invoice Number	Date	Amount	Type	
Open	HDE-0000000627	29/11/2021	€82.11	Customer Invoice	Download



Це воно. Тепер ви можете переглядати та експортувати свої рахунки-фактури.



The screenshot displays the DISH web interface for managing invoices. At the top, the logo 'ISH by METRO' is on the left, and navigation links 'Our solutions', 'Addons', 'Pricing', and 'Resources' are in the center. On the right, there are links for 'Test Max Trainer', a user profile icon, and 'English'. Below the navigation bar, a header section shows 'ESTABLISHMENT SELECTED: 14 ACTIVE ESTABLISHMENTS Beta Creppes' with a dropdown arrow. To the right of this are two tabs: 'PAYMENT DETAILS' and 'INVOICES', with 'INVOICES' being the active tab. Underneath, the heading 'MANAGE YOUR INVOICE INFORMATION' is followed by a 'Date' filter set to 'All invoices'. The main content area features a table with one invoice entry:

	Invoice Number	Date	Amount	Type	
Open	HDE-000000627	29/11/2021	€82.11	Customer Invoice	Download