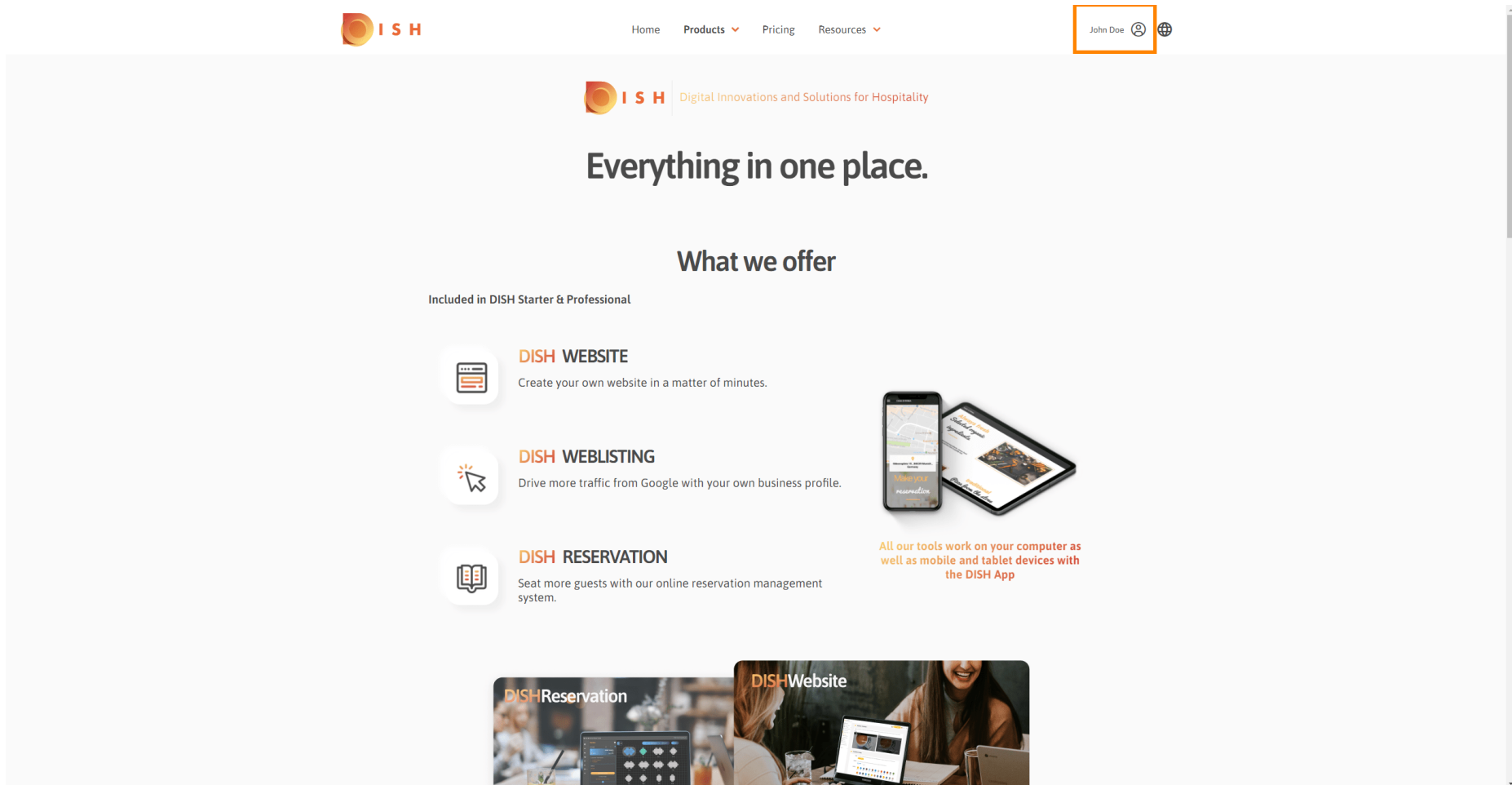


Nakon što se prijavite na svoj DISH račun kliknite na **ikonu profila** .



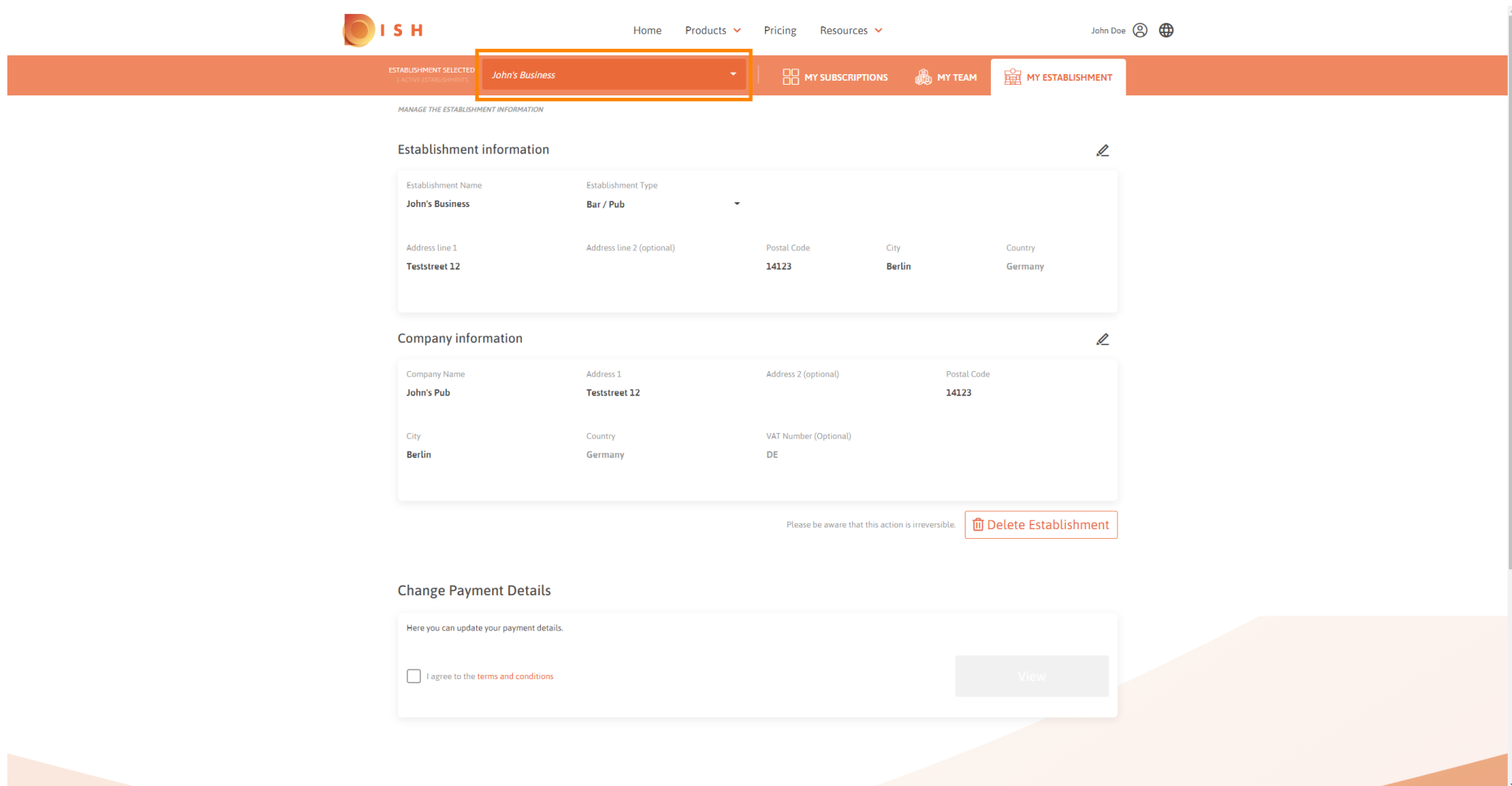


Odaberite **moje ustanove.**

The screenshot shows the DISH website dashboard. At the top, there is a navigation bar with the DISH logo, a user profile for 'John Doe', and menu items for 'Home', 'Products', 'Pricing', and 'Resources'. Below the navigation bar, the main header features the DISH logo and the tagline 'Digital Innovations and Solutions for Hospitality'. The central message is 'Everything in one place.' To the right, a user menu is open, highlighting 'My Establishments' with an orange border. Below the header, the 'What we offer' section lists three services: 'DISH WEBSITE' (Create your own website in a matter of minutes), 'DISH WEBLISTING' (Drive more traffic from Google with your own business profile), and 'DISH RESERVATION' (Seat more guests with our online reservation management system). To the right of these services, there is an image of a smartphone and a tablet displaying the DISH app interface, with the text 'All our tools work on your computer as well as mobile and tablet devices with the DISH App'. At the bottom, there are two images: one showing a person using the DISH Reservation system on a laptop, and another showing a person using the DISH Website on a laptop.



Sada odaberite **ustanovu** za koju želite dodati novog člana tima klikom na strelicu okrenutu prema dolje.



The screenshot shows the ISH user interface. At the top, there is a navigation bar with the ISH logo, a user profile for 'John Doe', and menu items for 'Home', 'Products', 'Pricing', and 'Resources'. Below this is a secondary navigation bar with 'ESTABLISHMENT SELECTED' (3 ACTIVE ESTABLISHMENTS) and a dropdown menu currently showing 'John's Business'. Other options in this bar include 'MY SUBSCRIPTIONS', 'MY TEAM', and 'MY ESTABLISHMENT'.

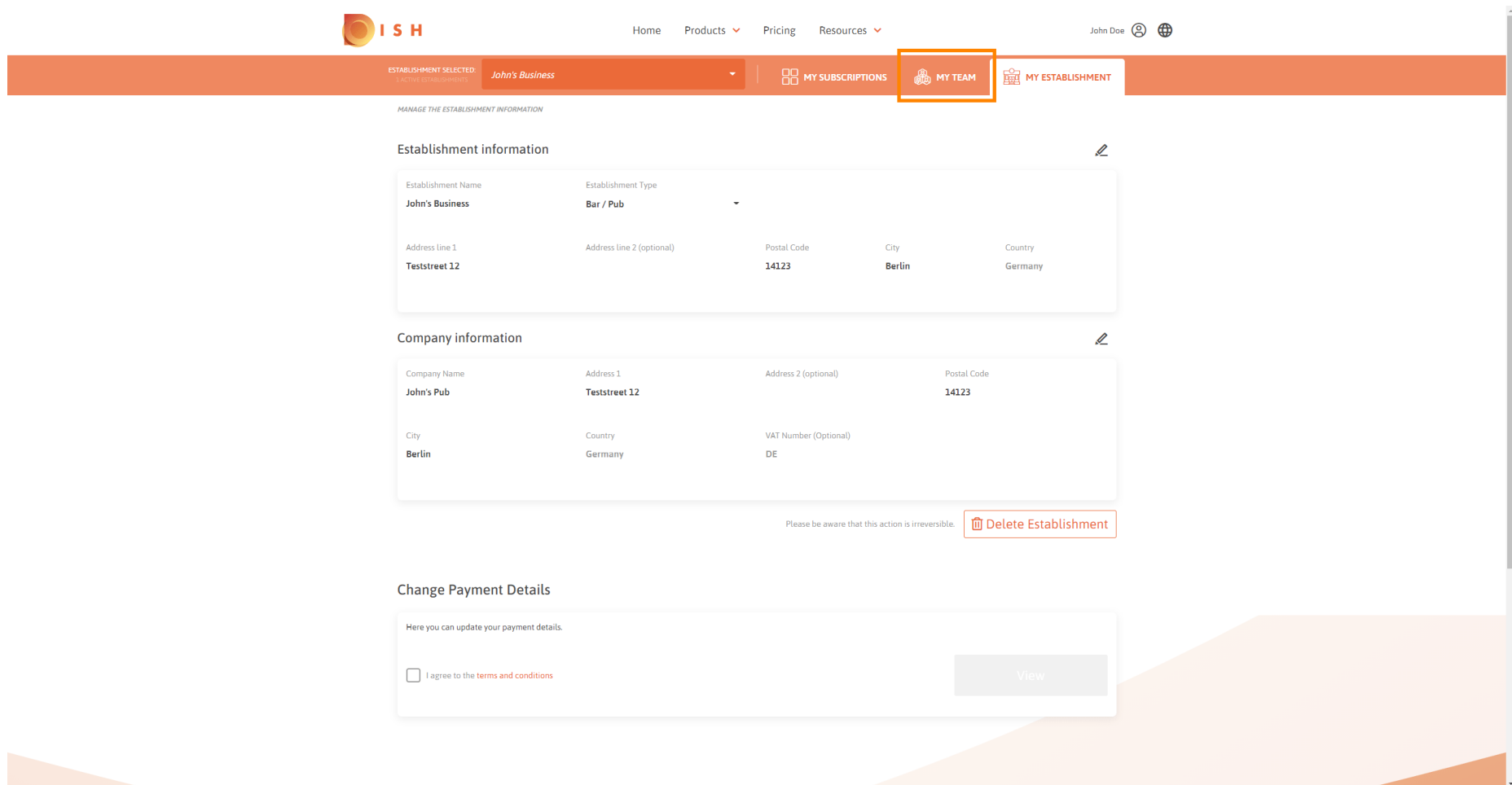
The main content area is titled 'MANAGE THE ESTABLISHMENT INFORMATION'. It contains two main sections:

- Establishment information:** A form with fields for Establishment Name (John's Business), Establishment Type (Bar / Pub), Address line 1 (Teststreet 12), Address line 2 (optional), Postal Code (14123), City (Berlin), and Country (Germany).
- Company information:** A form with fields for Company Name (John's Pub), Address 1 (Teststreet 12), Address 2 (optional), Postal Code (14123), City (Berlin), Country (Germany), and VAT Number (Optional) (DE).

At the bottom of the company information section, there is a warning: 'Please be aware that this action is irreversible.' followed by a 'Delete Establishment' button. Below this is a 'Change Payment Details' section with a 'View' button and a checkbox for 'I agree to the terms and conditions'.

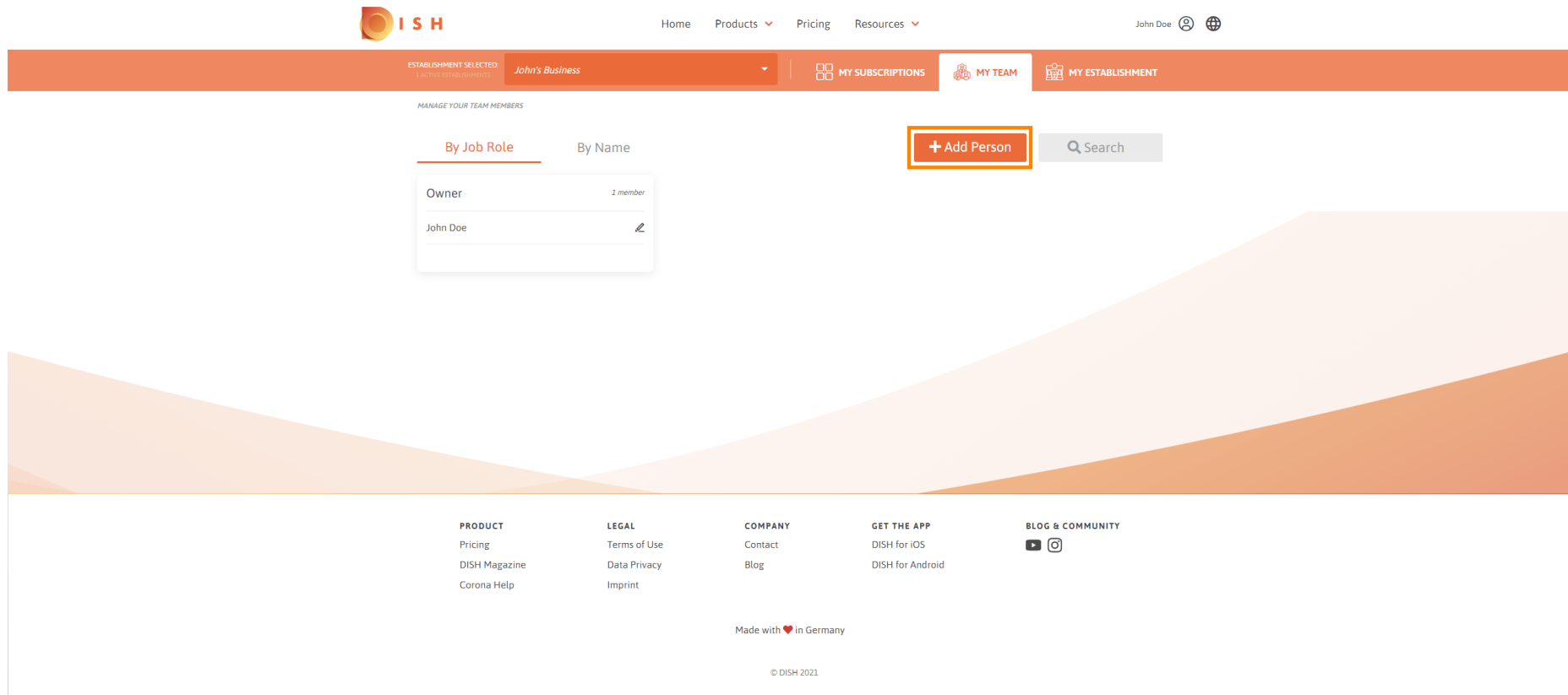


Nakon što odaberete željenu ustanovu kliknite na **moj tim** kako biste otvorili pregled cijelog vašeg tima.



The screenshot shows the ISH user interface. The navigation bar at the top includes 'Home', 'Products', 'Pricing', and 'Resources'. The user is logged in as 'John Doe'. The 'MY TEAM' tab is highlighted in the navigation bar. Below the navigation bar, the page is titled 'MANAGE THE ESTABLISHMENT INFORMATION'. The 'Establishment information' section shows details for 'John's Business', including its name, type (Bar / Pub), address (Teststreet 12), postal code (14123), city (Berlin), and country (Germany). The 'Company information' section shows details for 'John's Pub', including its name, address (Teststreet 12), postal code (14123), city (Berlin), country (Germany), and VAT number (DE). A 'Delete Establishment' button is visible at the bottom of the company information section. The 'Change Payment Details' section is also visible, with a 'View' button.

 Za dodavanje novog člana tima kliknite na **Dodaj osobu**.



The screenshot displays the DISH user interface. At the top, there is a navigation bar with the DISH logo, a user profile for 'John Doe', and menu items for 'Home', 'Products', 'Pricing', and 'Resources'. Below this is a secondary navigation bar with 'ESTABLISHMENT SELECTED: John's Business' and tabs for 'MY SUBSCRIPTIONS', 'MY TEAM', and 'MY ESTABLISHMENT'. The main content area is titled 'MANAGE YOUR TEAM MEMBERS' and features two tabs: 'By Job Role' (selected) and 'By Name'. A '+ Add Person' button is highlighted with an orange border, and a search bar is visible to its right. A table lists team members, with 'Owner John Doe' shown as the only member. The footer contains links for 'PRODUCT', 'LEGAL', 'COMPANY', 'GET THE APP', and 'BLOG & COMMUNITY', along with a 'Made with ❤️ in Germany' notice and a copyright notice for © DISH 2021.



Upišite **ime** vašeg novog člana.

ISH Home Products Pricing Resources John Doe

ESTABLISHMENT SELECTED: *John's Business* 3 ACTIVE ESTABLISHMENTS

MY SUBSCRIPTIONS MY TEAM MY ESTABLISHMENT

Invite new team member

< BACK We need a few details about your team member so we can invite them:

First Name Last Name

Germany (Mobile Number Email

Please select the position(s) at "John's Business"

Manager Waiter Chef Kitchen Office Others

Assign roles to your tools (optional)

Remember that you can add or remove roles at any time.

Cancel Confirm

PRODUCT
Pricing
DISH Magazine
Corona Help

LEGAL
Terms of Use
Data Privacy
Imprint

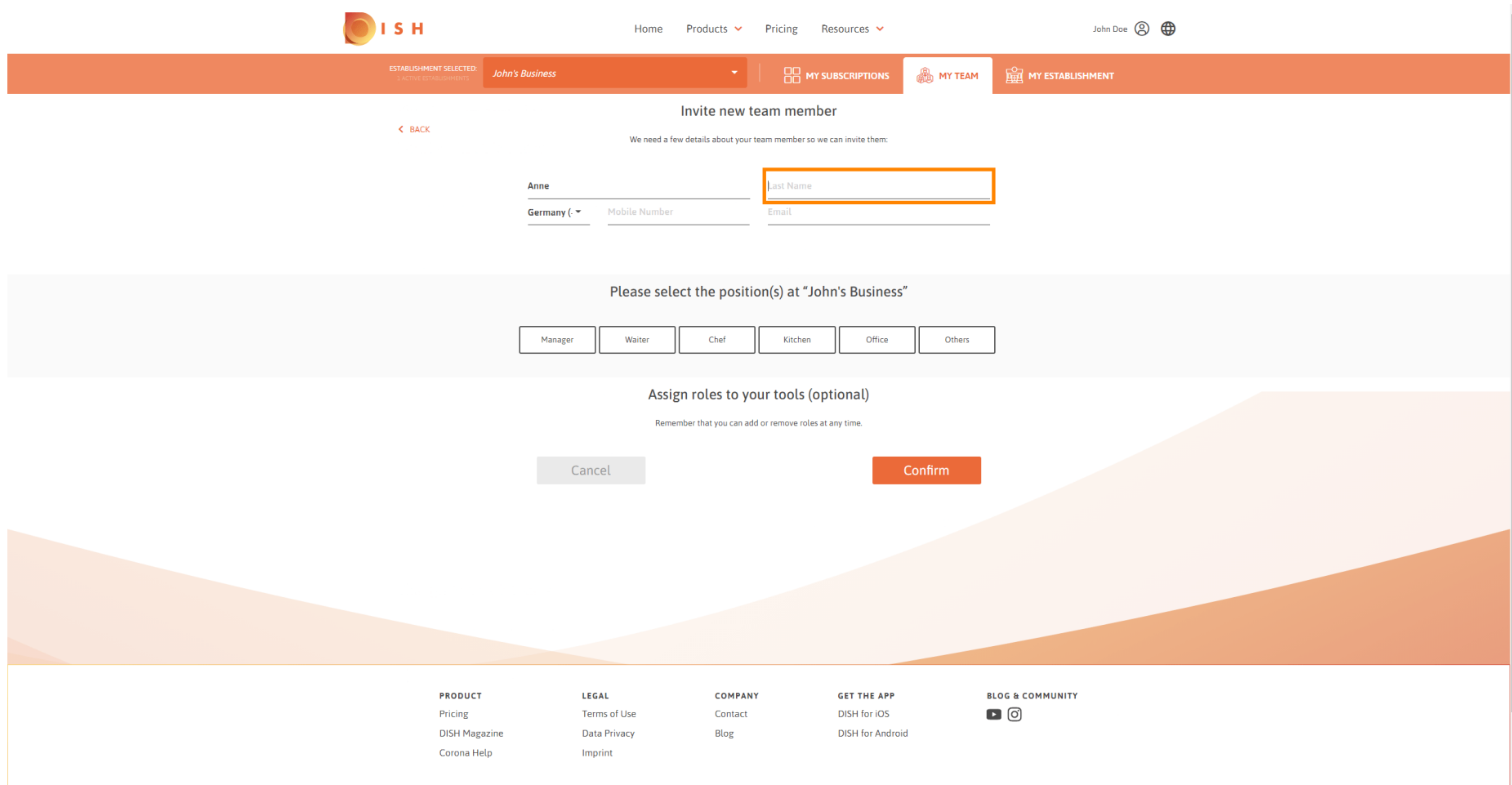
COMPANY
Contact
Blog

GET THE APP
DISH for iOS
DISH for Android

BLOG & COMMUNITY
YouTube Instagram



Sada unesite **prezime**.



ISH Home Products Pricing Resources John Doe

ESTABLISHMENT SELECTED: *John's Business* MY SUBSCRIPTIONS MY TEAM MY ESTABLISHMENT

Invite new team member

< BACK We need a few details about your team member so we can invite them:

Anne

Germany (Mobile Number Email

Please select the position(s) at "John's Business"

Manager Waiter Chef Kitchen Office Others

Assign roles to your tools (optional)

Remember that you can add or remove roles at any time.

Cancel Confirm

PRODUCT
Pricing
DISH Magazine
Corona Help

LEGAL
Terms of Use
Data Privacy
Imprint

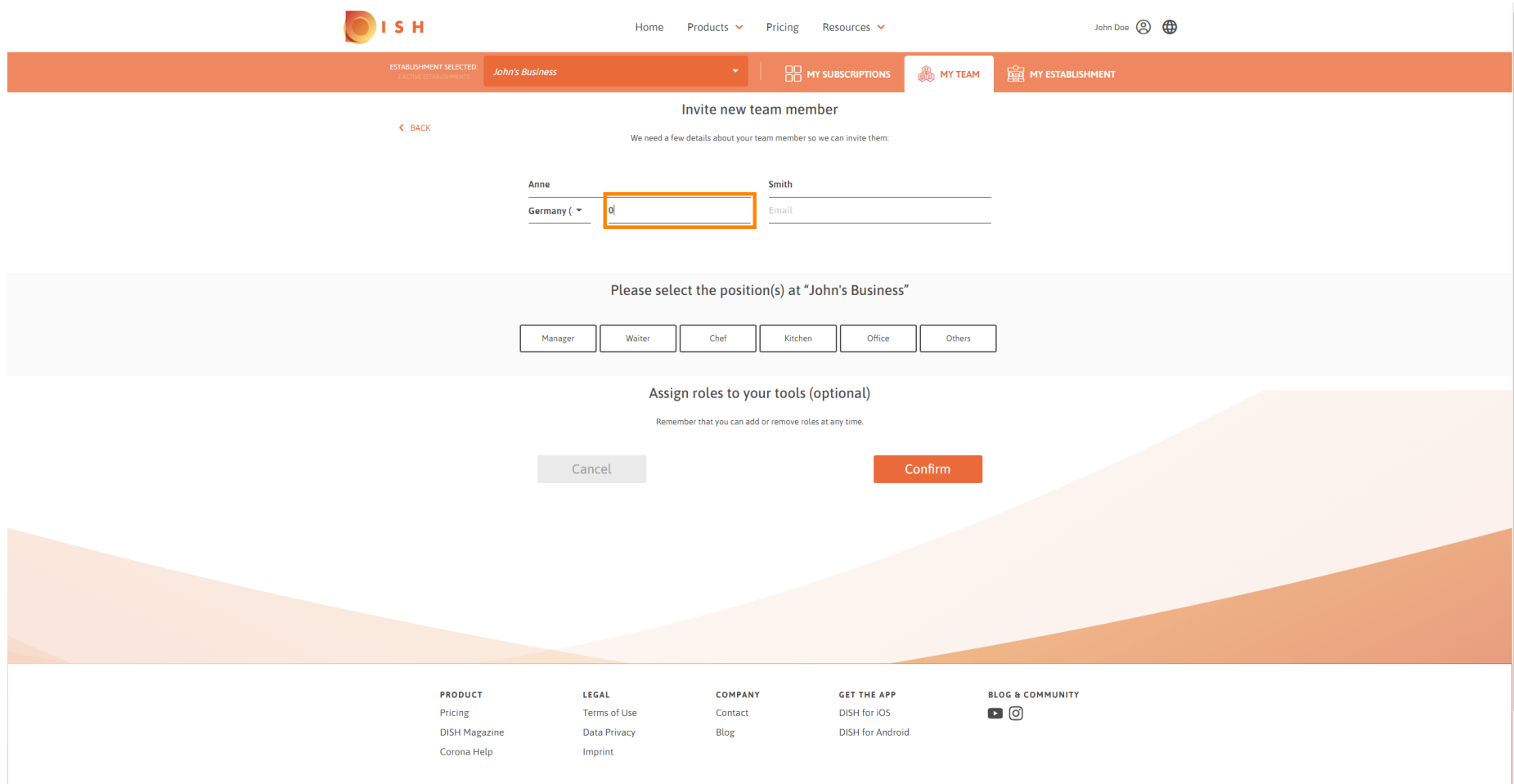
COMPANY
Contact
Blog

GET THE APP
DISH for iOS
DISH for Android

BLOG & COMMUNITY
YouTube Instagram



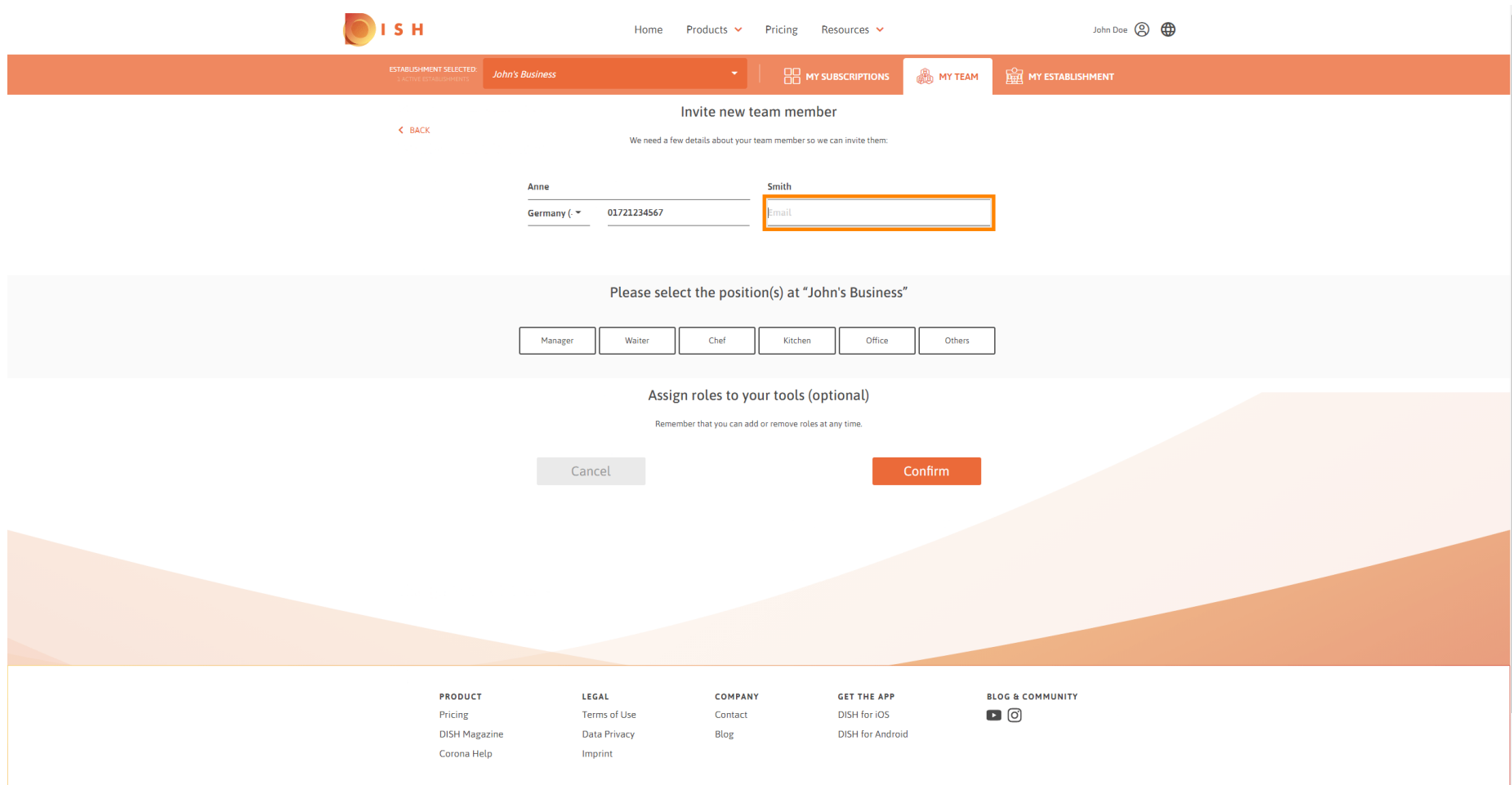
Nastavite s **brojem mobitela** .



The screenshot shows the 'Invite new team member' page in the DISH system. The page is titled 'Invite new team member' and includes a navigation bar with 'Home', 'Products', 'Pricing', and 'Resources'. The user is logged in as 'John Doe'. The current establishment is 'John's Business'. The page contains a form for entering the member's details, including a name field (Anne Smith) and an email field (Germany (+) 01...). Below the form, there is a section for selecting the position(s) at 'John's Business', with options: Manager, Waiter, Chef, Kitchen, Office, and Others. The final step is 'Assign roles to your tools (optional)', with a 'Confirm' button and a 'Cancel' button. The footer contains links for Product, Legal, Company, Get the App, and Blog & Community.



Za pozivanje novog člana tima potrebna je **adresa e-pošte**. Upišite ga u označeno tekstualno polje.



The screenshot shows the 'Invite new team member' page in the DISH web application. The page is titled 'Invite new team member' and includes a navigation bar with 'Home', 'Products', 'Pricing', and 'Resources'. The user is logged in as 'John Doe'. The page is for the establishment 'John's Business'. The form contains the following fields and options:

- Name:** Anne Smith
- Country:** Germany (dropdown)
- Phone Number:** 01721234567
- Email:** A text input field with a placeholder 'Email' and a red border, indicating it is required.
- Position(s):** A section titled 'Please select the position(s) at "John's Business"' with buttons for Manager, Waiter, Chef, Kitchen, Office, and Others.
- Roles:** A section titled 'Assign roles to your tools (optional)' with a 'Confirm' button and a 'Cancel' button.

The footer contains links for PRODUCT (Pricing, DISH Magazine, Corona Help), LEGAL (Terms of Use, Data Privacy, Imprint), COMPANY (Contact, Blog), GET THE APP (DISH for iOS, DISH for Android), and BLOG & COMMUNITY (YouTube, Instagram).

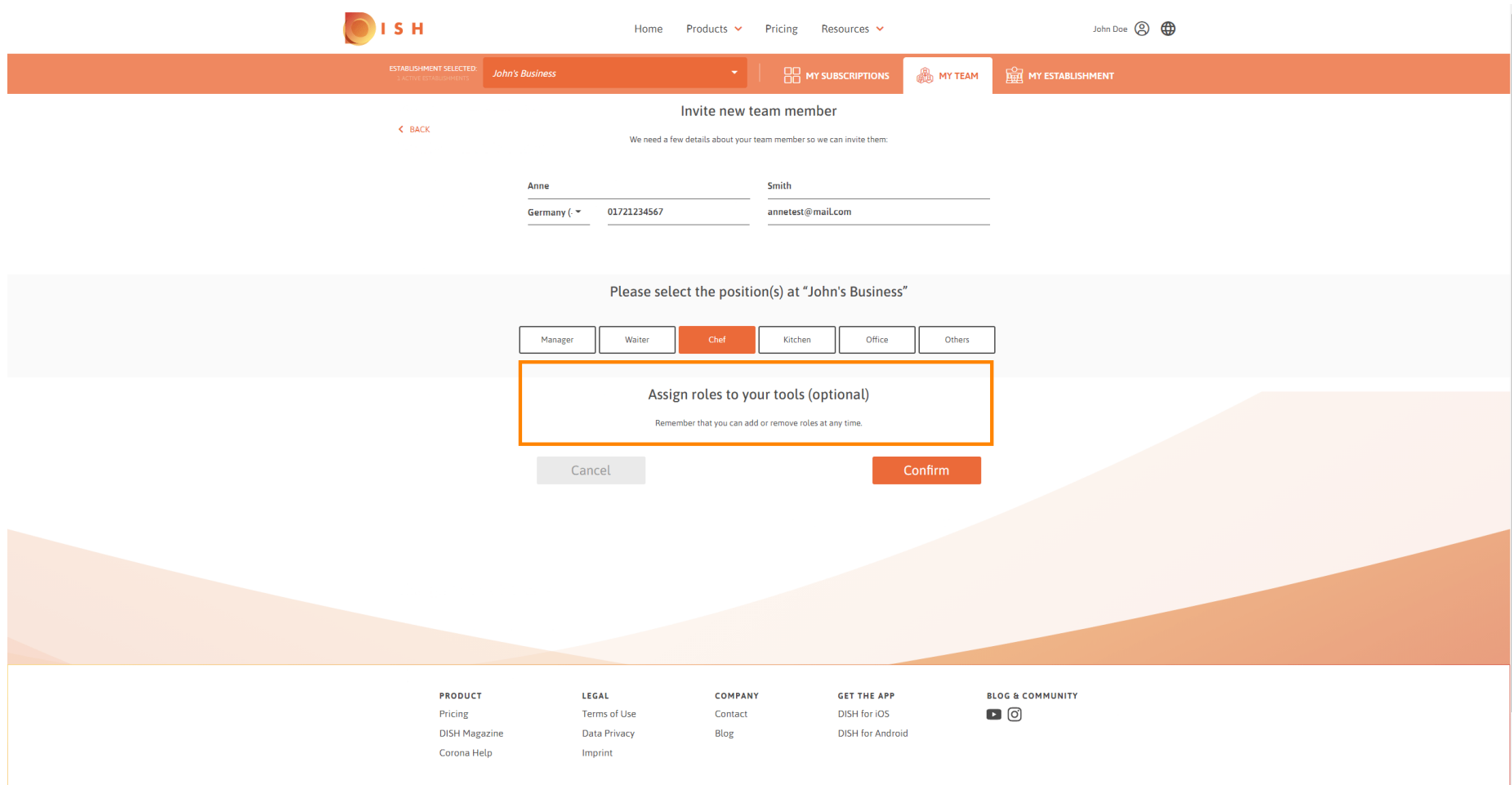


Nakon unosa svih potrebnih podataka morate dodijeliti **poziciju(e)** svom novom članu.

The screenshot shows the 'Invite new team member' page in the DISH application. At the top, there is a navigation bar with the ISH logo, 'Home', 'Products', 'Pricing', and 'Resources' menus, and a user profile for 'John Doe'. Below the navigation bar, there is a sub-header with 'ESTABLISHMENT SELECTED: John's Business' and three tabs: 'MY SUBSCRIPTIONS', 'MY TEAM', and 'MY ESTABLISHMENT'. The main content area is titled 'Invite new team member' and includes a '< BACK' link. A message states: 'We need a few details about your team member so we can invite them:'. The form contains the following fields: 'Anne' (Name), 'Smith' (Last Name), 'Germany (-)' (Country), '01721234567' (Phone Number), and 'annetest@mail.com' (Email). Below the form, there is a section titled 'Please select the position(s) at "John's Business"' with six buttons: 'Manager', 'Waiter', 'Chef', 'Kitchen', 'Office', and 'Others'. The 'Manager' button is highlighted with an orange border. Below this is a section titled 'Assign roles to your tools (optional)' with a message: 'Remember that you can add or remove roles at any time.' and two buttons: 'Cancel' and 'Confirm'. The footer contains links for 'PRODUCT', 'LEGAL', 'COMPANY', 'GET THE APP', and 'BLOG & COMMUNITY'.



Možete dodijeliti uloge svom novom članu tima što daje različite vrste pristupa i prava za vaše alate.



The screenshot shows the DISH web interface for inviting a new team member. The user is logged in as John Doe. The interface is for the establishment "John's Business". The user is prompted to select a position for the new team member. The "Chef" position is selected. Below this, there is a section titled "Assign roles to your tools (optional)" which is highlighted with an orange box. This section contains a note: "Remember that you can add or remove roles at any time." and two buttons: "Cancel" and "Confirm".

ESTABLISHMENT SELECTED: *John's Business* (3 ACTIVE ESTABLISHMENTS)

Home Products Pricing Resources John Doe

MY SUBSCRIPTIONS MY TEAM MY ESTABLISHMENT

Invite new team member

< BACK We need a few details about your team member so we can invite them:

Anne Smith
Germany (▼) 01721234567 annetest@mail.com

Please select the position(s) at "John's Business"

Manager Waiter **Chef** Kitchen Office Others

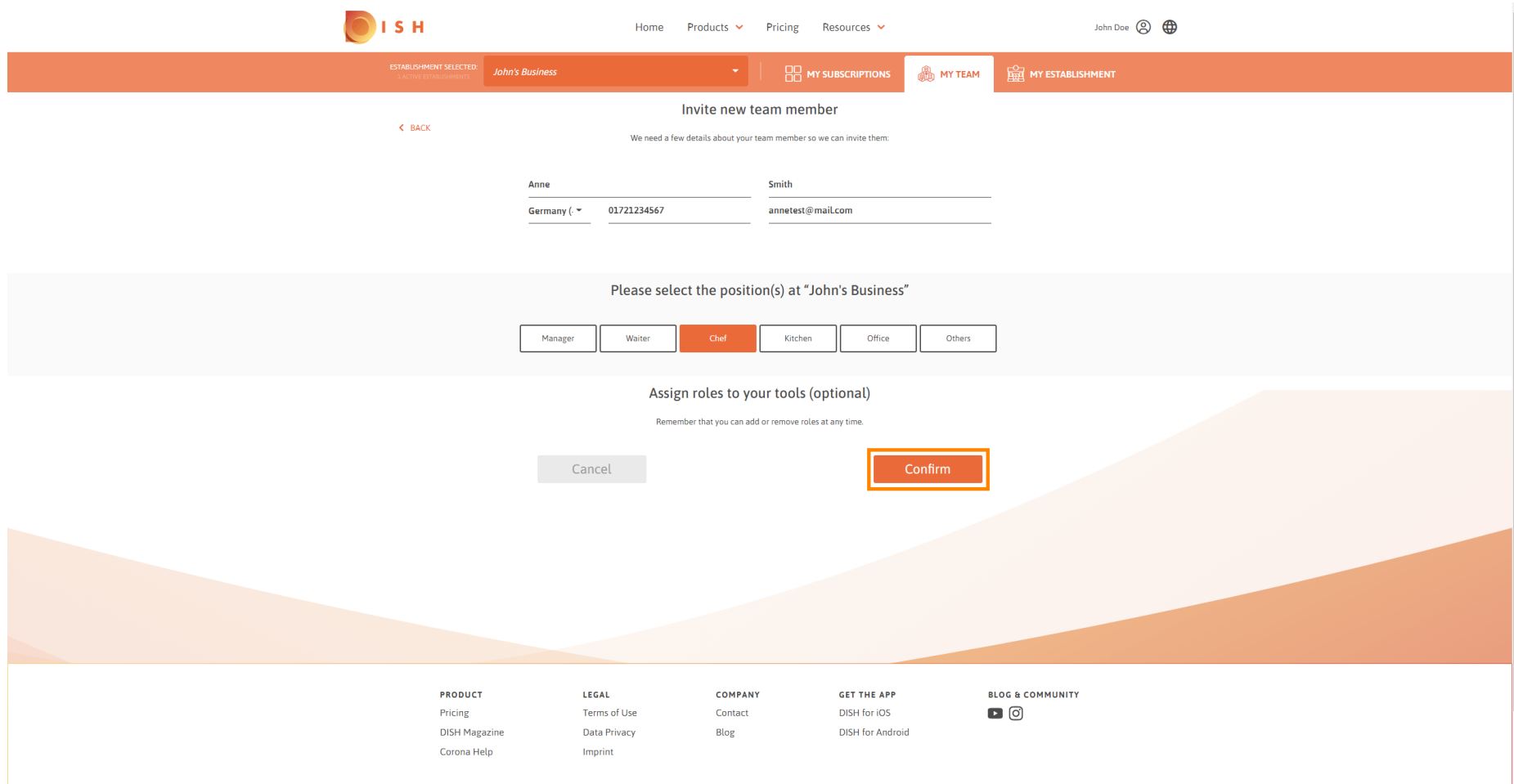
Assign roles to your tools (optional)
Remember that you can add or remove roles at any time.

Cancel Confirm

PRODUCT: Pricing, DISH Magazine, Corona Help
LEGAL: Terms of Use, Data Privacy, Imprint
COMPANY: Contact, Blog
GET THE APP: DISH for iOS, DISH for Android
BLOG & COMMUNITY: YouTube, Instagram



Kliknite na **Potvrđi** za dodavanje novog člana tima.



The screenshot shows the 'Invite new team member' page in the DISH web application. The page is part of the 'John's Business' establishment. The navigation bar includes 'Home', 'Products', 'Pricing', 'Resources', and user information 'John Doe'. The main content area is titled 'Invite new team member' and contains a form for entering details for a new team member. The form includes fields for name (Anne Smith), phone number (01721234567), and email (annetest@mail.com). Below the form, there is a section for selecting the position(s) for 'John's Business', with 'Chef' selected. The 'Confirm' button is highlighted with an orange border. The footer contains links for Product, Legal, Company, Get the App, and Blog & Community.

ISH Home Products Pricing Resources John Doe

ESTABLISHMENT SELECTED: *John's Business* MY SUBSCRIPTIONS MY TEAM MY ESTABLISHMENT

Invite new team member

< BACK We need a few details about your team member so we can invite them:

Anne Smith
Germany () 01721234567 annetest@mail.com

Please select the position(s) at "John's Business"

Manager Waiter **Chef** Kitchen Office Others

Assign roles to your tools (optional)
Remember that you can add or remove roles at any time.

Cancel **Confirm**

PRODUCT
Pricing
DISH Magazine
Corona Help

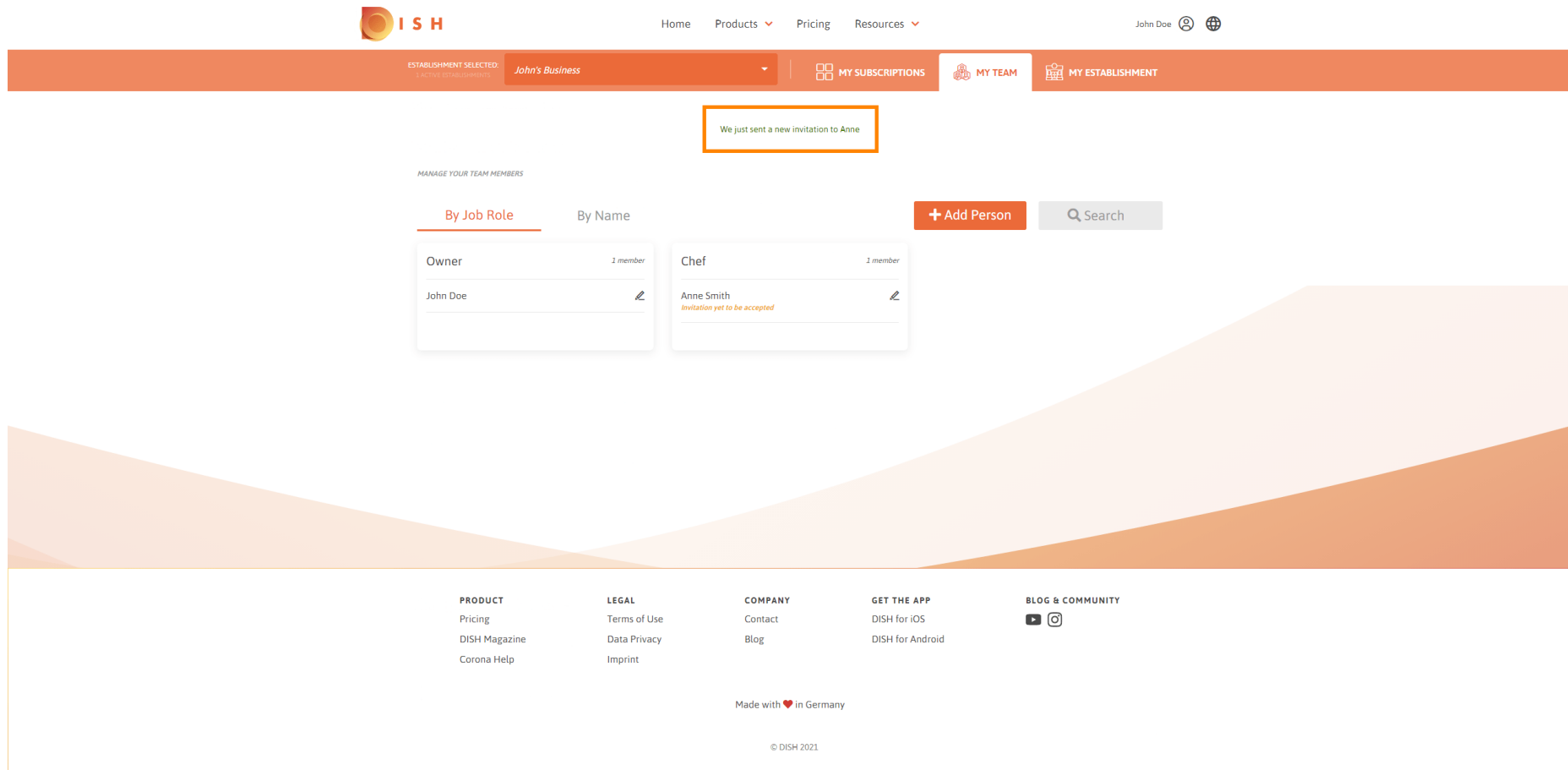
LEGAL
Terms of Use
Data Privacy
Imprint

COMPANY
Contact
Blog

GET THE APP
DISH for iOS
DISH for Android

BLOG & COMMUNITY
YouTube Instagram

 To je to. Pozivnica za novog člana tima uspješno je poslana.



The screenshot displays the DISH user interface for managing team members. At the top, the navigation bar includes 'Home', 'Products', 'Pricing', and 'Resources'. The user profile 'John Doe' is visible in the top right. Below the navigation bar, the 'ESTABLISHMENT SELECTED' dropdown is set to 'John's Business'. The main content area features a notification box: 'We just sent a new invitation to Anne'. Below this, the 'MANAGE YOUR TEAM MEMBERS' section is active, showing two tabs: 'By Job Role' (selected) and 'By Name'. A '+ Add Person' button and a search bar are also present. The team list is divided into two columns: 'Owner' (1 member) with 'John Doe' and 'Chef' (1 member) with 'Anne Smith' (invitation yet to be accepted). The footer contains links for 'PRODUCT', 'LEGAL', 'COMPANY', 'GET THE APP', and 'BLOG & COMMUNITY', along with the text 'Made with ❤️ in Germany' and '© DISH 2021'.