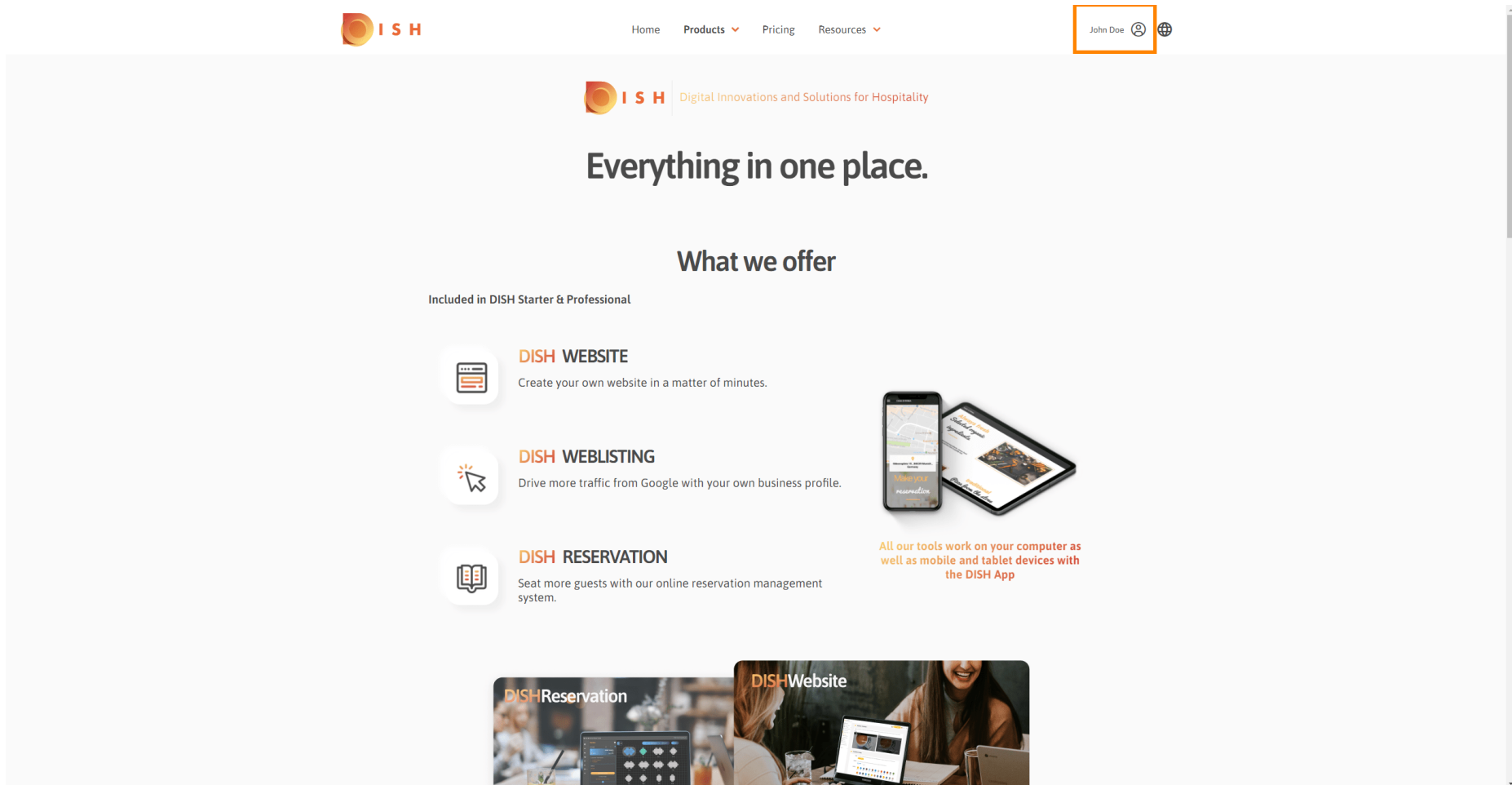


Miután bejelentkezett DISH fiókjába, kattintson a **profil ikonra**.

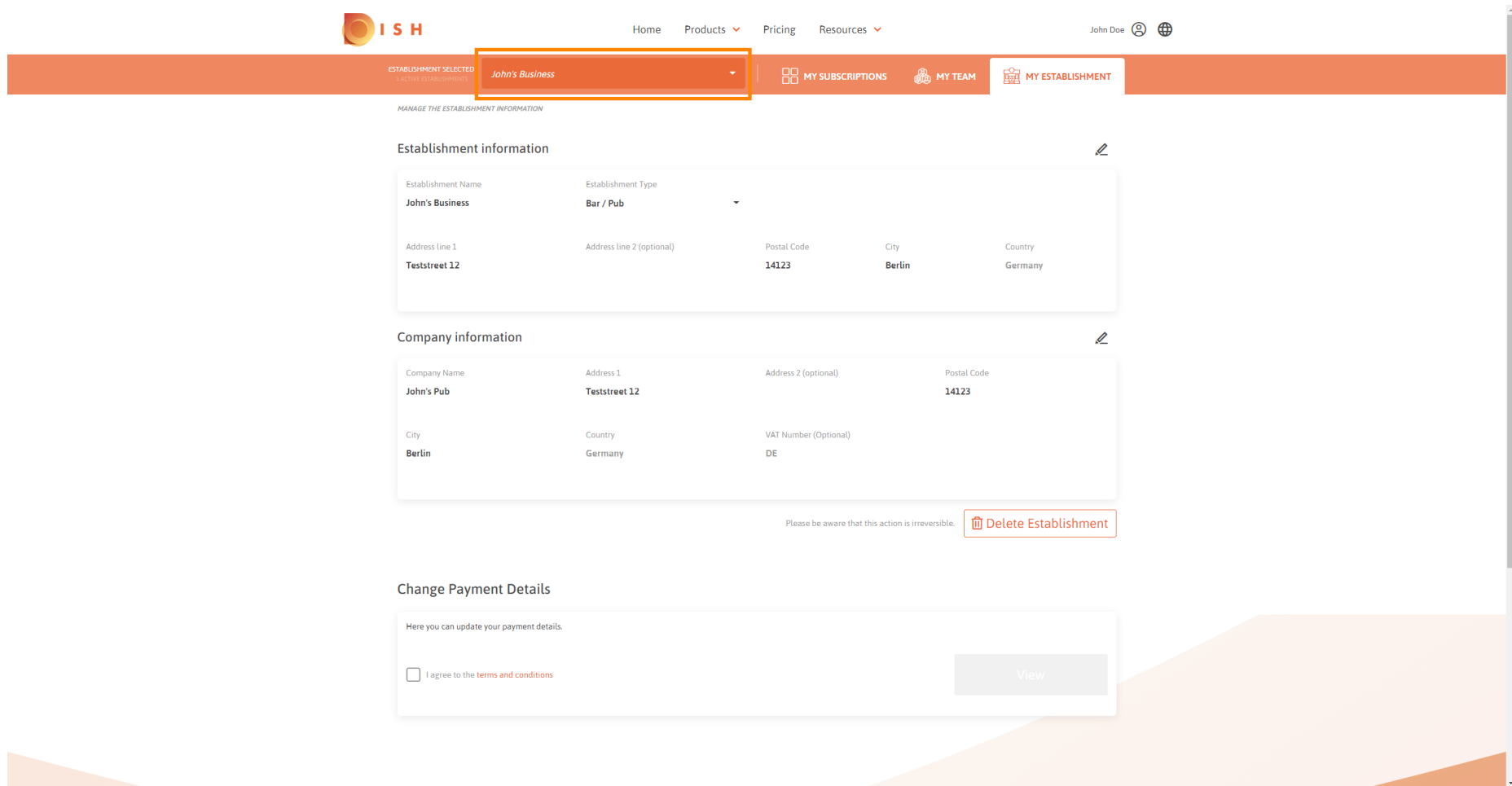


## Válassza ki a létesítményeimet.

The screenshot displays the DISH user interface. At the top, there is a navigation bar with the DISH logo, a user profile for 'John Doe', and menu items for 'Home', 'Products', 'Pricing', and 'Resources'. A dropdown menu is open, showing 'Account & Settings' (Notifications, security and more) and 'My Establishments' (Your business & payment info), with the latter highlighted by an orange border. Below the navigation, the main content area features the DISH logo and tagline 'Digital Innovations and Solutions for Hospitality', followed by the headline 'Everything in one place.' and the section 'What we offer'. Under 'Included in DISH Starter & Professional', three services are listed: 'DISH WEBSITE' (Create your own website in a matter of minutes), 'DISH WEBLISTING' (Drive more traffic from Google with your own business profile), and 'DISH RESERVATION' (Seat more guests with our online reservation management system). To the right, there is an image of a smartphone and a tablet displaying the DISH app interface, with a caption: 'All our tools work on your computer as well as mobile and tablet devices with the DISH App'. At the bottom, there are two images: 'DISHReservation' showing a person at a computer, and 'DISHWebsite' showing a person smiling at a laptop.



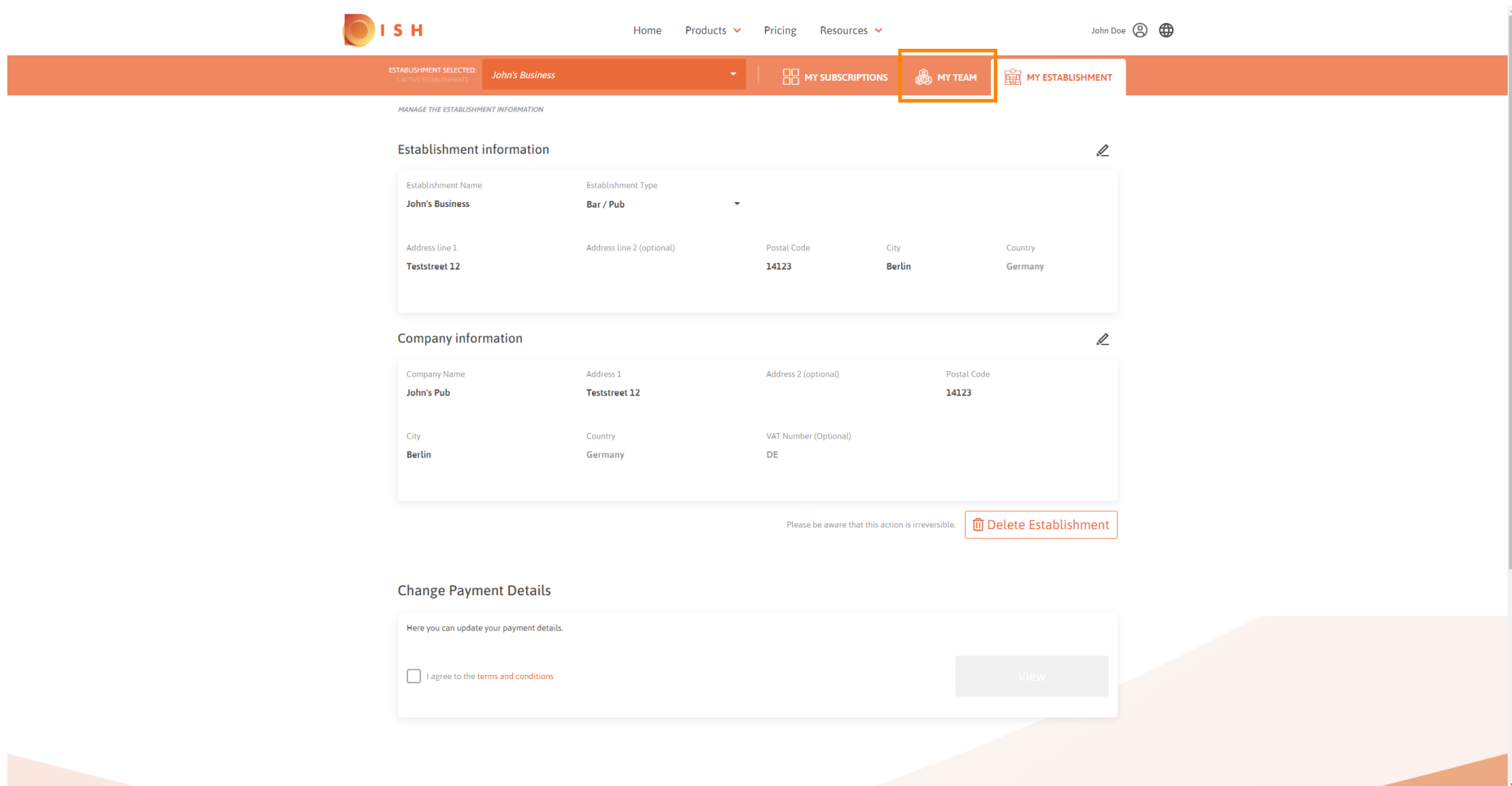
Most válassza ki azt a **létesítményt**, amelyhez új csapattagot szeretne hozzáadni a lefelé mutató nyíllra kattintva.



The screenshot shows the ISH user interface. At the top, there is a navigation bar with the ISH logo, a user profile for 'John Doe', and a globe icon. Below this is a secondary navigation bar with 'Home', 'Products', 'Pricing', and 'Resources' dropdown menus. A dropdown menu is open, showing 'John's Business' as the selected establishment, with a downward arrow indicating it can be expanded. Other options in the dropdown are 'MY SUBSCRIPTIONS', 'MY TEAM', and 'MY ESTABLISHMENT'. Below the navigation bar, the main content area is titled 'MANAGE THE ESTABLISHMENT INFORMATION'. It contains two main sections: 'Establishment information' and 'Company information'. The 'Establishment information' section includes fields for Establishment Name (John's Business), Establishment Type (Bar / Pub), Address line 1 (Teststreet 12), Address line 2 (optional), Postal Code (14123), City (Berlin), and Country (Germany). The 'Company information' section includes fields for Company Name (John's Pub), Address 1 (Teststreet 12), Address 2 (optional), Postal Code (14123), City (Berlin), Country (Germany), and VAT Number (Optional) (DE). At the bottom of the company information section, there is a warning: 'Please be aware that this action is irreversible.' followed by a 'Delete Establishment' button. Below this is a 'Change Payment Details' section with a 'View' button and a checkbox for 'I agree to the terms and conditions'.

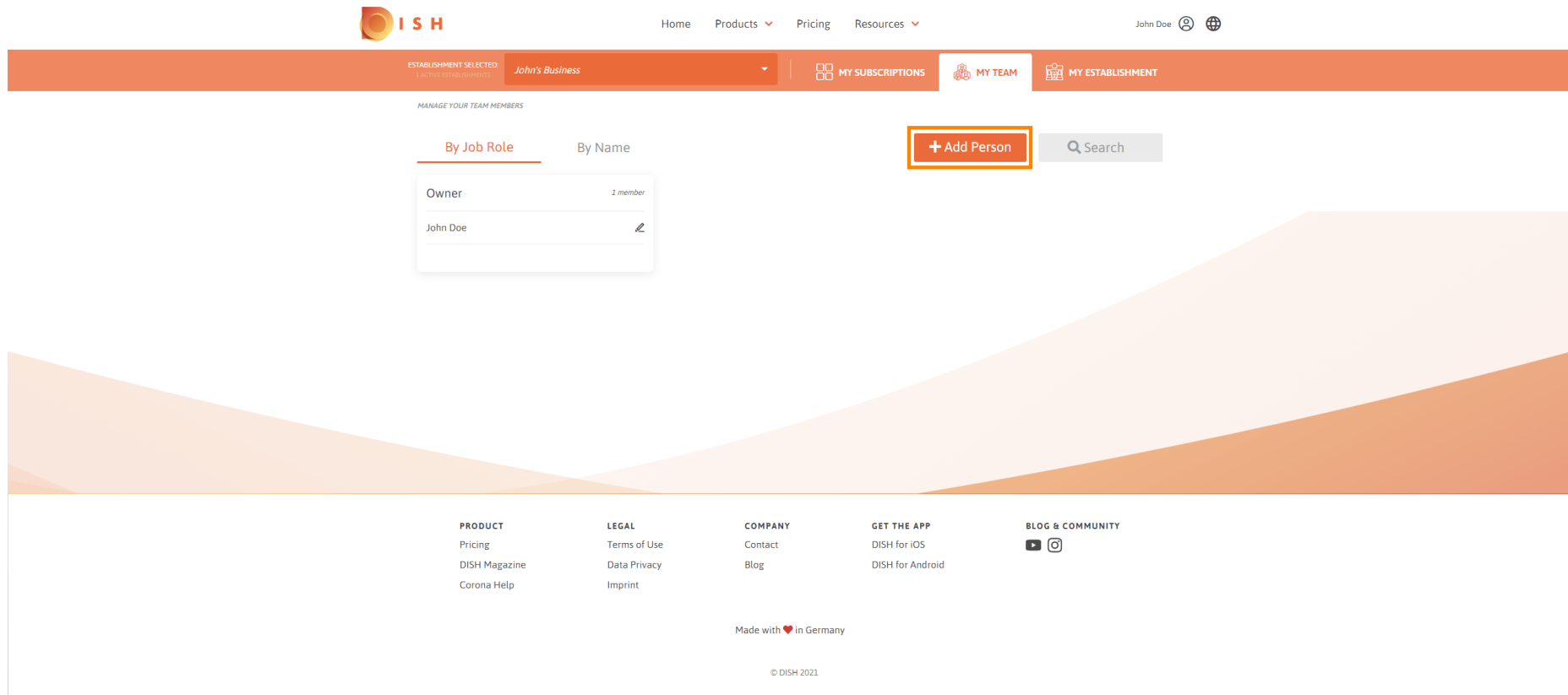


Miután kiválasztotta a kívánt létesítményt, kattintson **a csapatomra**, hogy megnyissa a teljes csapat áttekintését.



The screenshot shows the ISH user interface. At the top, there is a navigation bar with the ISH logo, a user profile for 'John Doe', and a menu with options: Home, Products, Pricing, and Resources. Below this is a secondary navigation bar with three tabs: 'MY SUBSCRIPTIONS', 'MY TEAM' (highlighted with an orange border), and 'MY ESTABLISHMENT'. The 'MY ESTABLISHMENT' tab is currently active, displaying 'ESTABLISHMENT SELECTED: John's Business' and '2 ACTIVE ESTABLISHMENTS'. The main content area is titled 'MANAGE THE ESTABLISHMENT INFORMATION' and contains two sections: 'Establishment information' and 'Company information'. The 'Establishment information' section shows details for 'John's Business', including its name, type ('Bar / Pub'), address ('Teststreet 12'), postal code ('14123'), city ('Berlin'), and country ('Germany'). The 'Company information' section shows details for 'John's Pub', including its name, address ('Teststreet 12'), postal code ('14123'), city ('Berlin'), country ('Germany'), and VAT number ('DE'). At the bottom of the 'Company information' section, there is a warning: 'Please be aware that this action is irreversible.' followed by a 'Delete Establishment' button. Below this is a 'Change Payment Details' section with a 'View' button and a checkbox for 'I agree to the terms and conditions'.

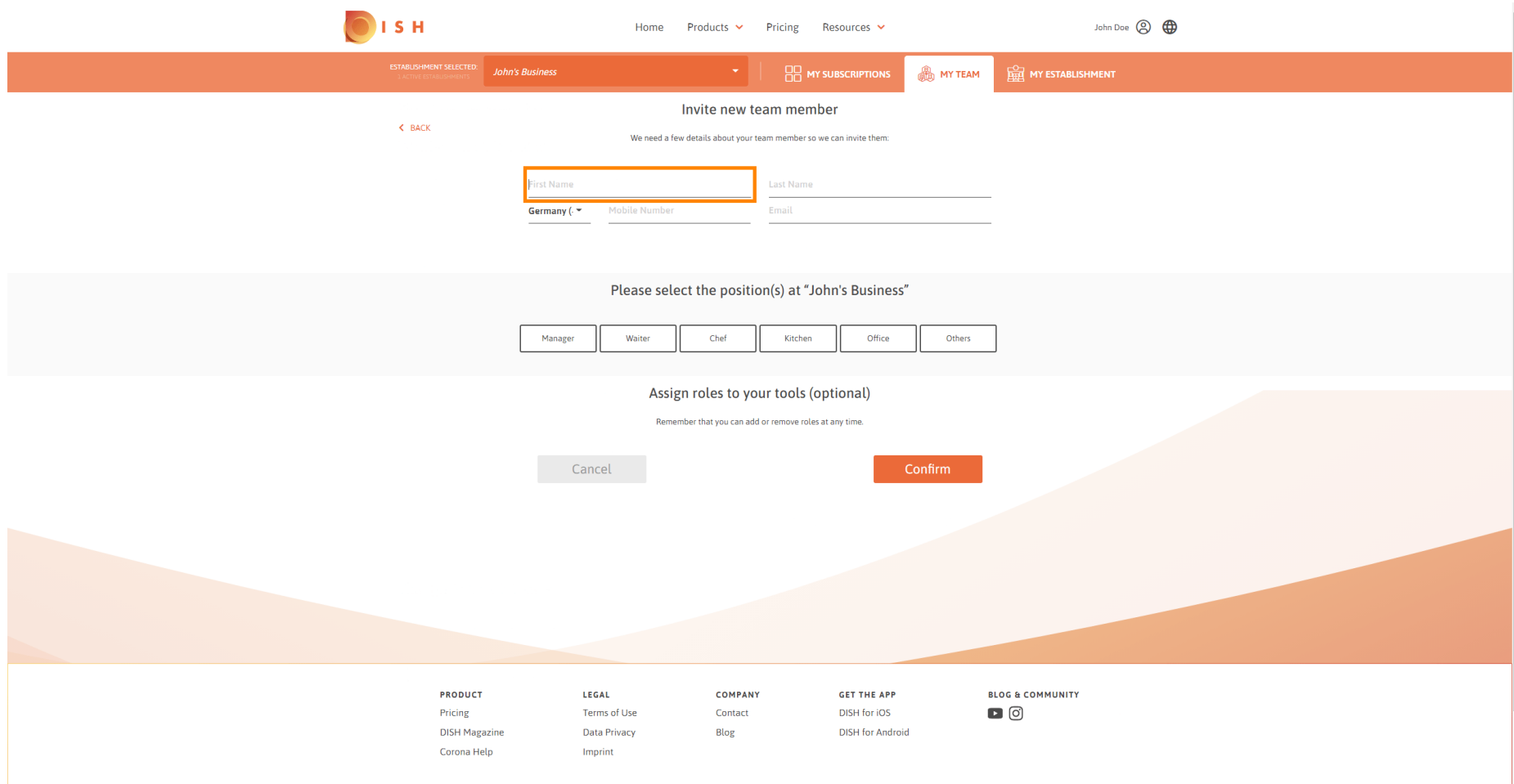
Új csapattag **hozzáadásához** kattintson a **személy hozzáadása** gombra .



The screenshot displays the DISH user interface for managing team members. At the top, there is a navigation bar with the DISH logo, a user profile for 'John Doe', and a globe icon. Below this is a secondary navigation bar with 'ESTABLISHMENT SELECTED: John's Business' and tabs for 'MY SUBSCRIPTIONS', 'MY TEAM', and 'MY ESTABLISHMENT'. The main content area is titled 'MANAGE YOUR TEAM MEMBERS' and features two tabs: 'By Job Role' (selected) and 'By Name'. A '+ Add Person' button is highlighted with an orange border, and a search bar is located to its right. Below the tabs, a table lists team members, with 'Owner' and 'John Doe' visible. The footer contains several columns of links: 'PRODUCT' (Pricing, DISH Magazine, Corona Help), 'LEGAL' (Terms of Use, Data Privacy, Imprint), 'COMPANY' (Contact, Blog), 'GET THE APP' (DISH for iOS, DISH for Android), and 'BLOG & COMMUNITY' (YouTube, Instagram). The footer also includes 'Made with ❤️ in Germany' and '© DISH 2021'.



Írja be új tagjának **nevét**.



The screenshot shows the 'Invite new team member' form in the DISH user interface. The page header includes the ISH logo, navigation links (Home, Products, Pricing, Resources), and the user profile 'John Doe'. The main navigation bar shows 'ESTABLISHMENT SELECTED: John's Business' and tabs for 'MY SUBSCRIPTIONS', 'MY TEAM', and 'MY ESTABLISHMENT'. The form itself has a 'BACK' link and a heading 'Invite new team member'. Below the heading is a sub-heading: 'We need a few details about your team member so we can invite them:'. The form fields are: 'First Name' (highlighted with an orange border), 'Last Name', 'Germany' (country dropdown), 'Mobile Number', and 'Email'. Below the form is a section titled 'Please select the position(s) at "John's Business"' with buttons for 'Manager', 'Waiter', 'Chef', 'Kitchen', 'Office', and 'Others'. The next section is 'Assign roles to your tools (optional)' with a note: 'Remember that you can add or remove roles at any time.' and two buttons: 'Cancel' and 'Confirm'. The footer contains links for 'PRODUCT', 'LEGAL', 'COMPANY', 'GET THE APP', and 'BLOG & COMMUNITY'.



Most írja be a **vezetéknevet** .

**ISH** Home Products Pricing Resources John Doe

ESTABLISHMENT SELECTED: **John's Business** MY SUBSCRIPTIONS MY TEAM MY ESTABLISHMENT

### Invite new team member

< BACK We need a few details about your team member so we can invite them:

**Anne** Last Name  
Germany Mobile Number Email

Please select the position(s) at "John's Business"

Manager Waiter Chef Kitchen Office Others

Assign roles to your tools (optional)  
Remember that you can add or remove roles at any time.

Cancel Confirm

**PRODUCT**  
Pricing  
DISH Magazine  
Corona Help

**LEGAL**  
Terms of Use  
Data Privacy  
Imprint

**COMPANY**  
Contact  
Blog

**GET THE APP**  
DISH for iOS  
DISH for Android

**BLOG & COMMUNITY**  
YouTube Instagram



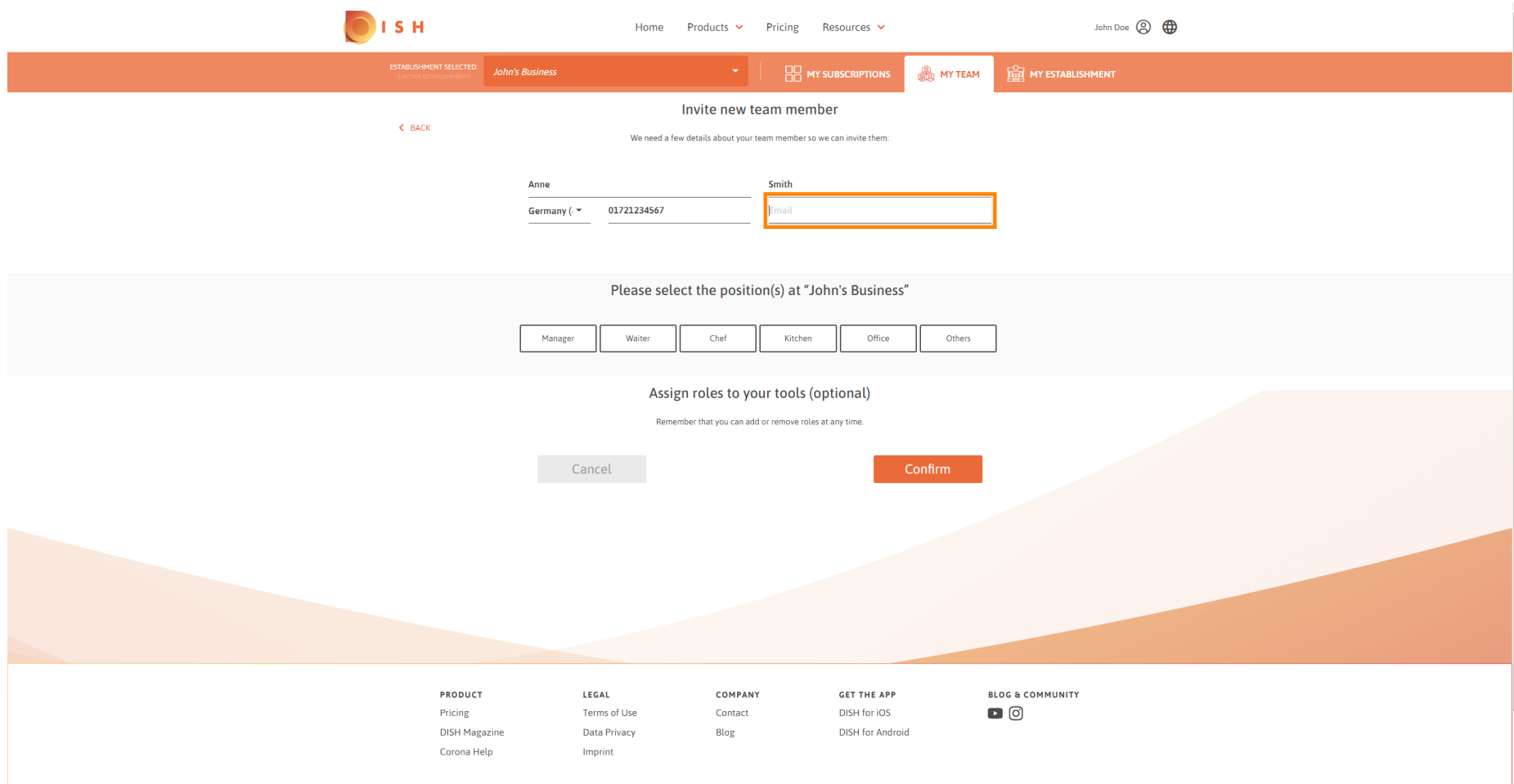
Folytassa a **mobilszámmal**.

The screenshot shows the 'Invite new team member' page in the DISH web application. The page is for 'John's Business' and includes a navigation bar with 'Home', 'Products', 'Pricing', and 'Resources'. The user is logged in as 'John Doe'. The main content area has a 'BACK' link and a heading 'Invite new team member' with the instruction 'We need a few details about your team member so we can invite them:'. There are two input fields: 'Anne' (with a dropdown menu set to 'Germany') and 'Smith' (with a dropdown menu set to 'Email'). The 'Anne' field is highlighted with an orange border. Below the input fields is a section titled 'Please select the position(s) at "John's Business"' with buttons for 'Manager', 'Waiter', 'Chef', 'Kitchen', 'Office', and 'Others'. The next section is 'Assign roles to your tools (optional)' with the instruction 'Remember that you can add or remove roles at any time.' and 'Cancel' and 'Confirm' buttons. The footer contains links for 'PRODUCT', 'LEGAL', 'COMPANY', 'GET THE APP', and 'BLOG & COMMUNITY'.





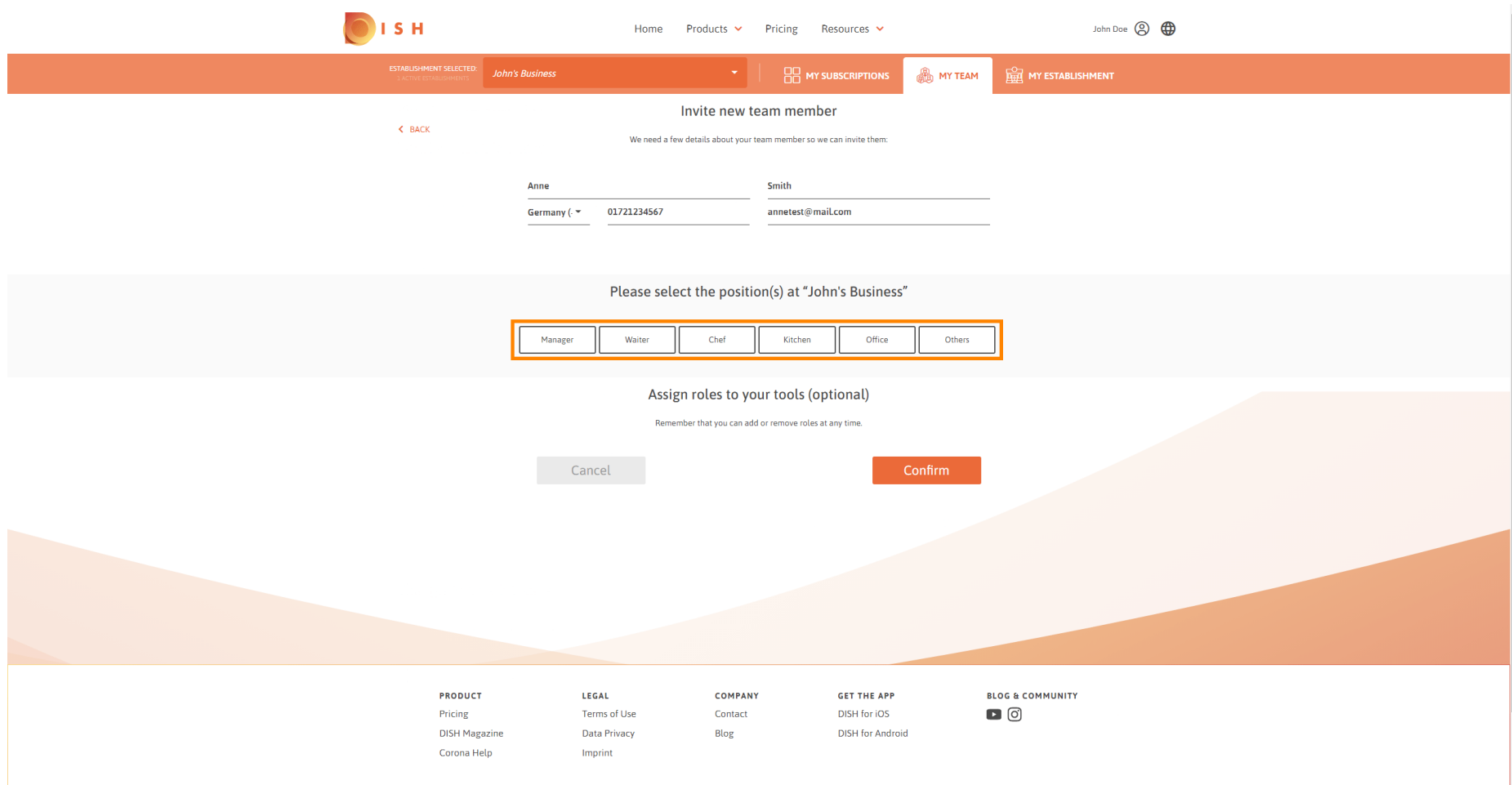
Új csapattag meghívásához meg kell adni az **e-mail címet** . Írja be a kijelölt szövegmezőbe.



The screenshot shows the 'Invite new team member' form in the DISH system. The form is titled 'Invite new team member' and includes a 'BACK' link. Below the title, there is a message: 'We need a few details about your team member so we can invite them:'. The form contains several input fields: 'Name' (filled with 'Anne'), 'Phone' (filled with '01721234567'), and 'Email' (highlighted with an orange border). Below the input fields, there is a section titled 'Please select the position(s) at "John's Business"' with buttons for 'Manager', 'Waiter', 'Chef', 'Kitchen', 'Office', and 'Others'. Below this, there is a section titled 'Assign roles to your tools (optional)' with a message: 'Remember that you can add or remove roles at any time.' and two buttons: 'Cancel' and 'Confirm'. The footer of the page contains links for 'PRODUCT', 'LEGAL', 'COMPANY', 'GET THE APP', and 'BLOG & COMMUNITY'.



Az összes szükséges adat megadása után hozzá kell rendelni a **pozíció(ka)** t az új taghoz.



The screenshot shows the 'Invite new team member' page in the DISH system. The page is titled 'Invite new team member' and includes a navigation bar with 'Home', 'Products', 'Pricing', and 'Resources'. The user is logged in as 'John Doe'. The current establishment is 'John's Business'. The page contains a form for entering the invitee's details:

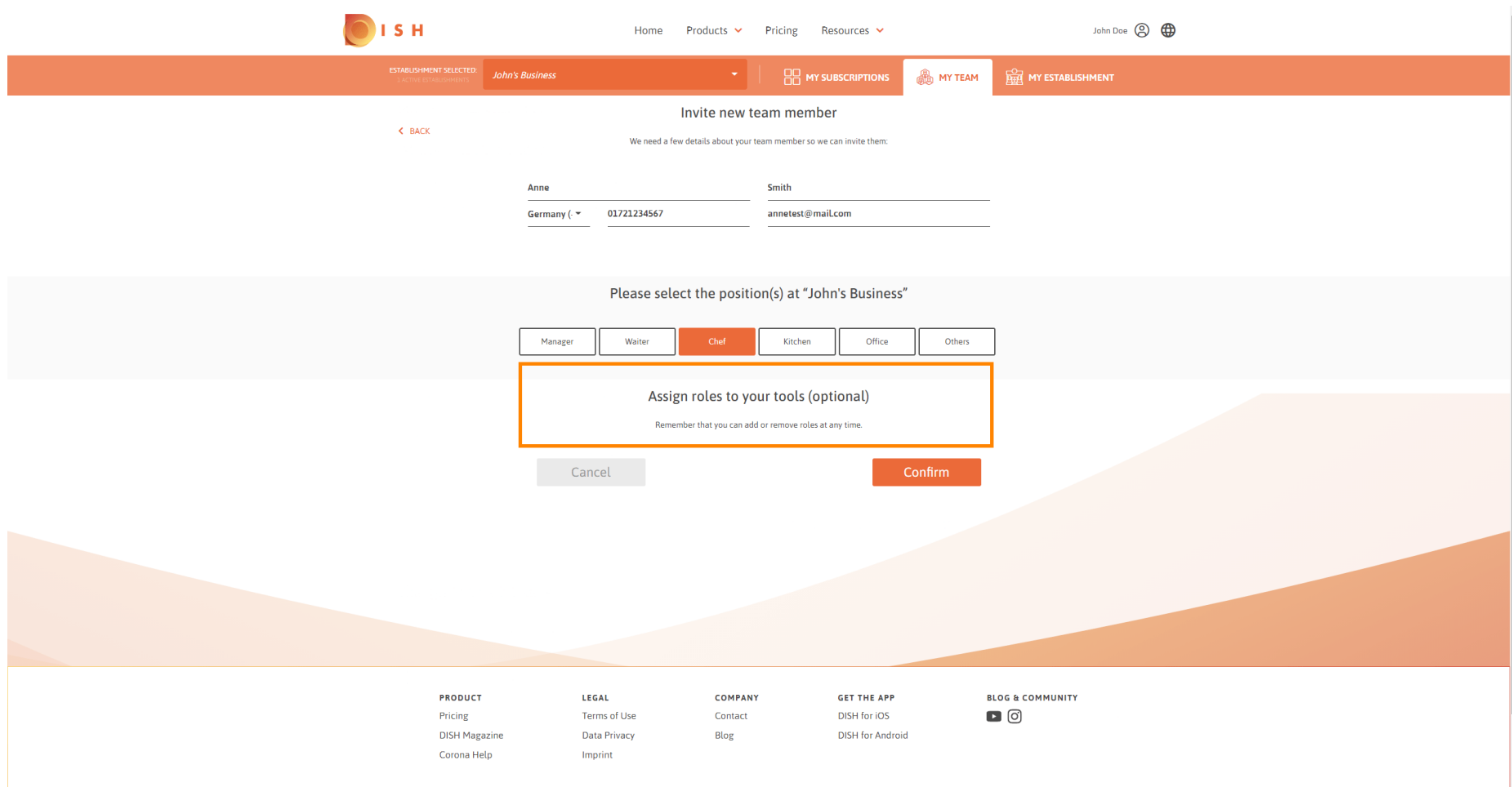
- Name: Anne Smith
- Country: Germany (dropdown)
- Phone: 01721234567
- Email: annetest@mail.com

Below the form, there is a section titled 'Please select the position(s) at "John's Business"'. This section contains six buttons: Manager, Waiter, Chef, Kitchen, Office, and Others. The 'Manager' button is highlighted with an orange border. Below this section is a section titled 'Assign roles to your tools (optional)' with a 'Confirm' button and a 'Cancel' button.

The footer of the page includes links for PRODUCT (Pricing, DISH Magazine, Corona Help), LEGAL (Terms of Use, Data Privacy, Imprint), COMPANY (Contact, Blog), GET THE APP (DISH for iOS, DISH for Android), and BLOG & COMMUNITY (YouTube, Instagram).

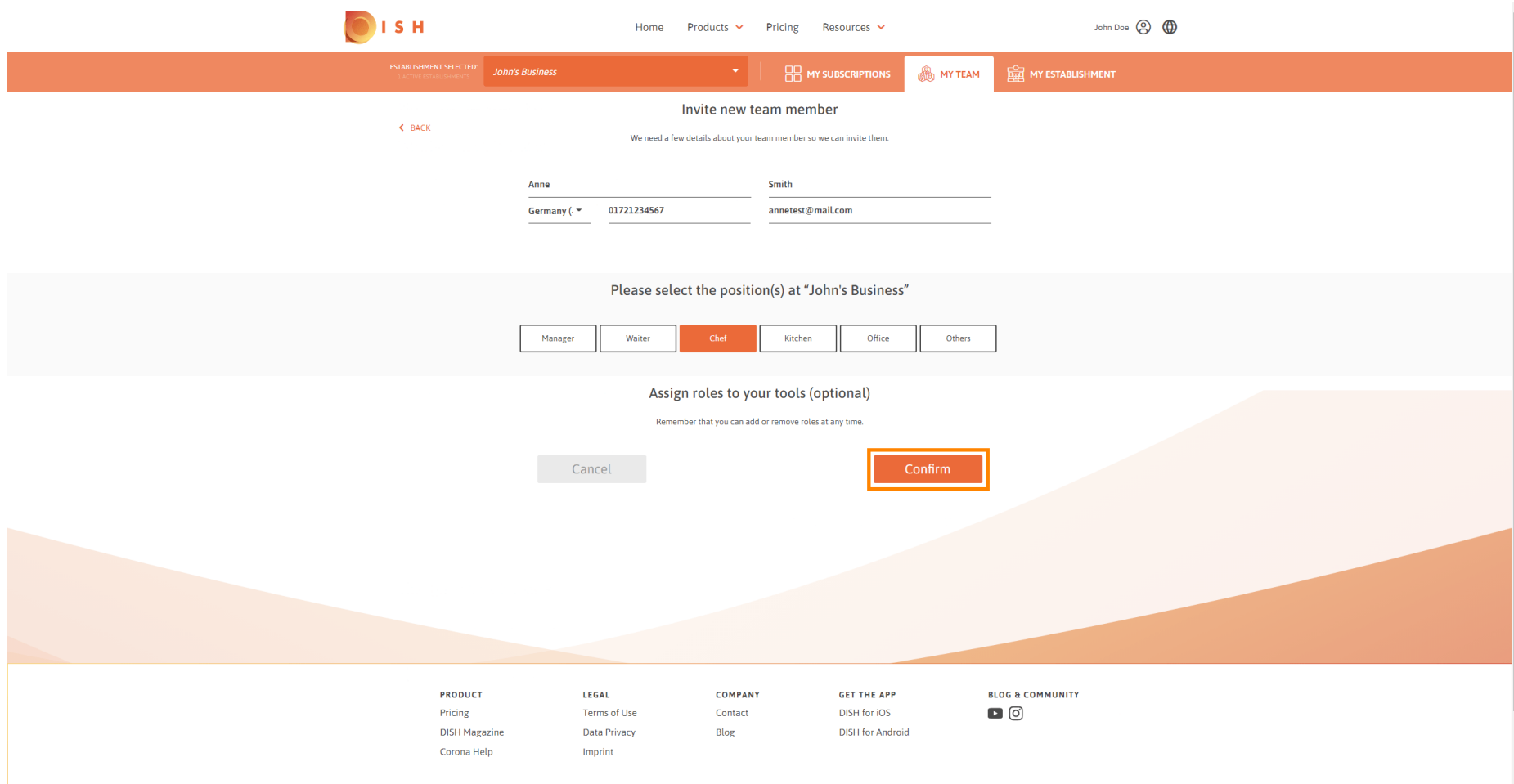


Szerepköröket rendelhet új csapattagjához, amely különböző típusú hozzáférést és jogokat biztosít az eszközeihez.



The screenshot shows the DISH web application interface for inviting a new team member. The user is logged in as John Doe. The page title is "Invite new team member". Below the title, there is a form to enter the member's details: Name (Anne Smith), Country (Germany), and Phone Number (01721234567). The email address is annetest@mail.com. Below the form, there is a section titled "Please select the position(s) at 'John's Business'" with buttons for Manager, Waiter, Chef, Kitchen, Office, and Others. The "Chef" button is selected. Below this, there is a section titled "Assign roles to your tools (optional)" with a note: "Remember that you can add or remove roles at any time." This section is highlighted with an orange box. At the bottom of the form, there are "Cancel" and "Confirm" buttons. The footer contains links for PRODUCT, LEGAL, COMPANY, GET THE APP, and BLOG & COMMUNITY.

Kattintson a **megerősítés** gombra az új csapattag hozzáadásához.



The screenshot shows the 'Invite new team member' page in the DISH web application. The page is titled 'Invite new team member' and includes a navigation bar with 'Home', 'Products', 'Pricing', and 'Resources'. The user is logged in as 'John Doe'. The page is for the establishment 'John's Business'. The form asks for the following details:

- Name: Anne Smith
- Phone: Germany (+) 01721234567
- Email: annetest@mail.com

Below the form, there is a section titled 'Please select the position(s) at "John's Business"'. The available positions are: Manager, Waiter, **Chef** (selected), Kitchen, Office, and Others.

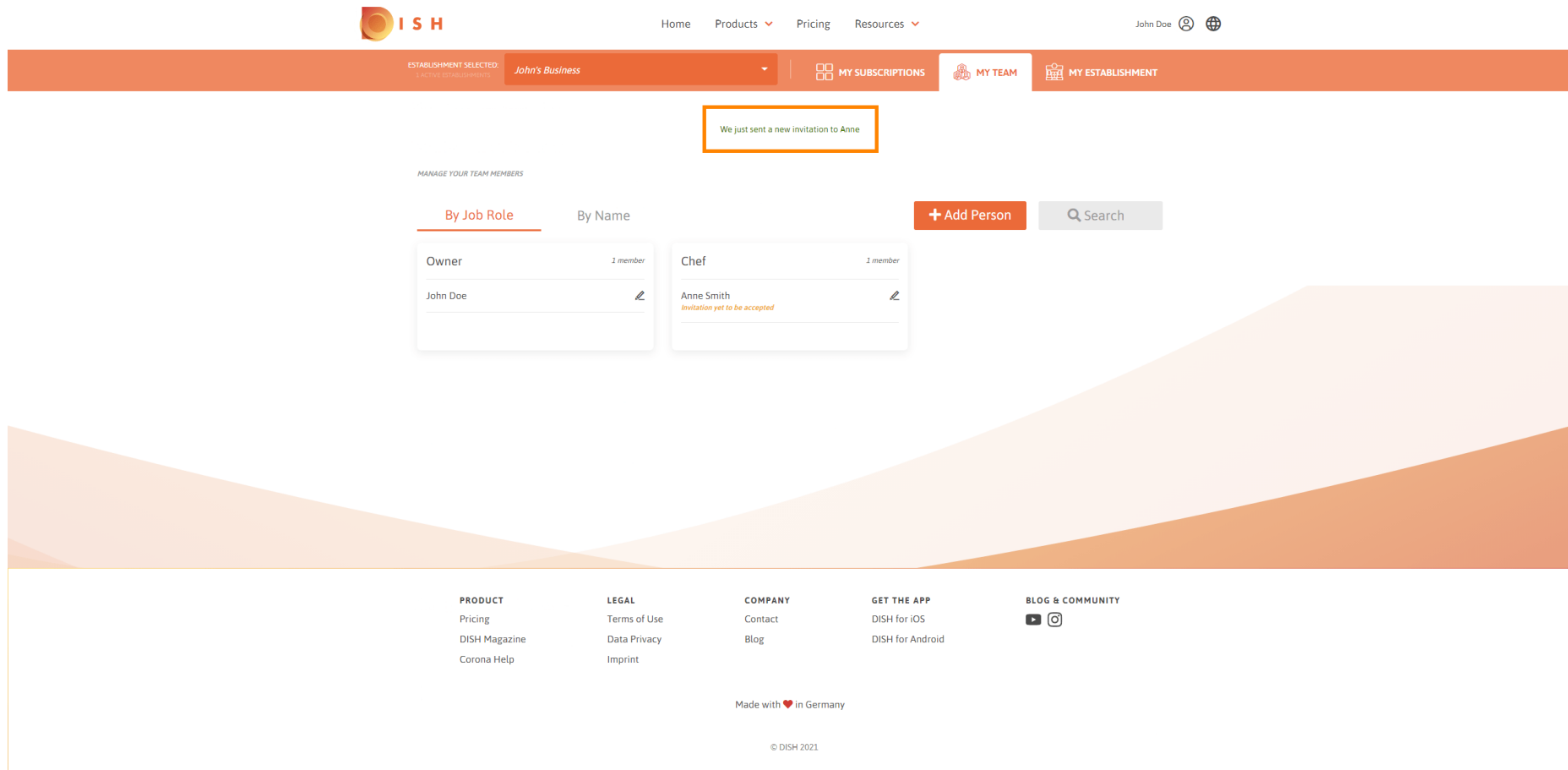
At the bottom, there is a section titled 'Assign roles to your tools (optional)'. It includes a 'Cancel' button and a 'Confirm' button (highlighted with an orange border).

The footer contains the following links:

- PRODUCT**: Pricing, DISH Magazine, Corona Help
- LEGAL**: Terms of Use, Data Privacy, Imprint
- COMPANY**: Contact, Blog
- GET THE APP**: DISH for iOS, DISH for Android
- BLOG & COMMUNITY**: YouTube, Instagram



Ez az. Az új csapattag meghívója sikeresen kiküldve.



**ISH** Home Products Pricing Resources John Doe

ESTABLISHMENT SELECTED: *John's Business* MY SUBSCRIPTIONS MY TEAM MY ESTABLISHMENT

We just sent a new invitation to Anne

MANAGE YOUR TEAM MEMBERS

By Job Role By Name + Add Person Search

Owner	1 member	Chef	1 member
John Doe		Anne Smith <i>Invitation yet to be accepted</i>	

**PRODUCT**  
Pricing  
DISH Magazine  
Corona Help

**LEGAL**  
Terms of Use  
Data Privacy  
Imprint

**COMPANY**  
Contact  
Blog

**GET THE APP**  
DISH for iOS  
DISH for Android

**BLOG & COMMUNITY**

Made with ❤️ in Germany

© DISH 2021