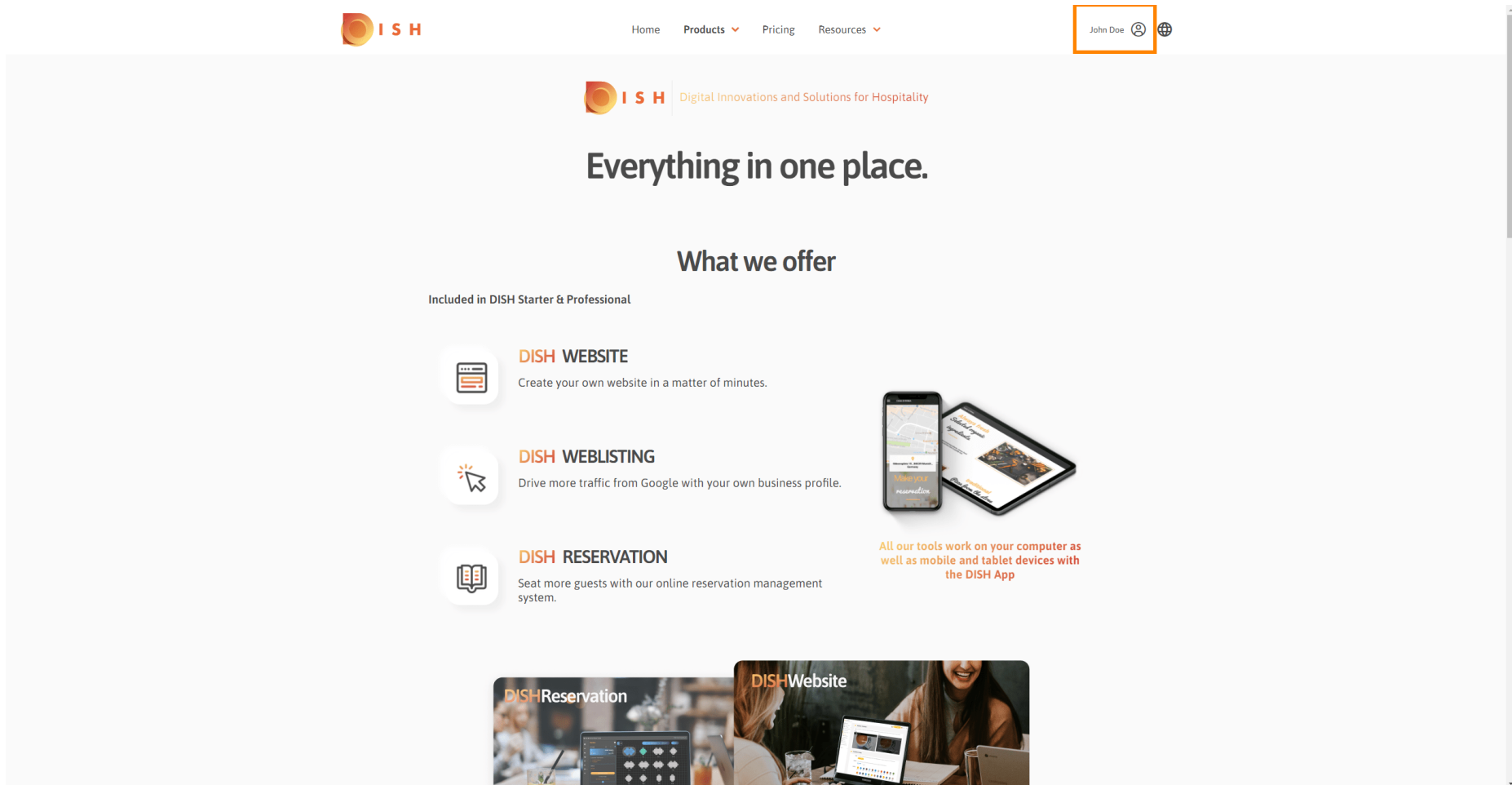
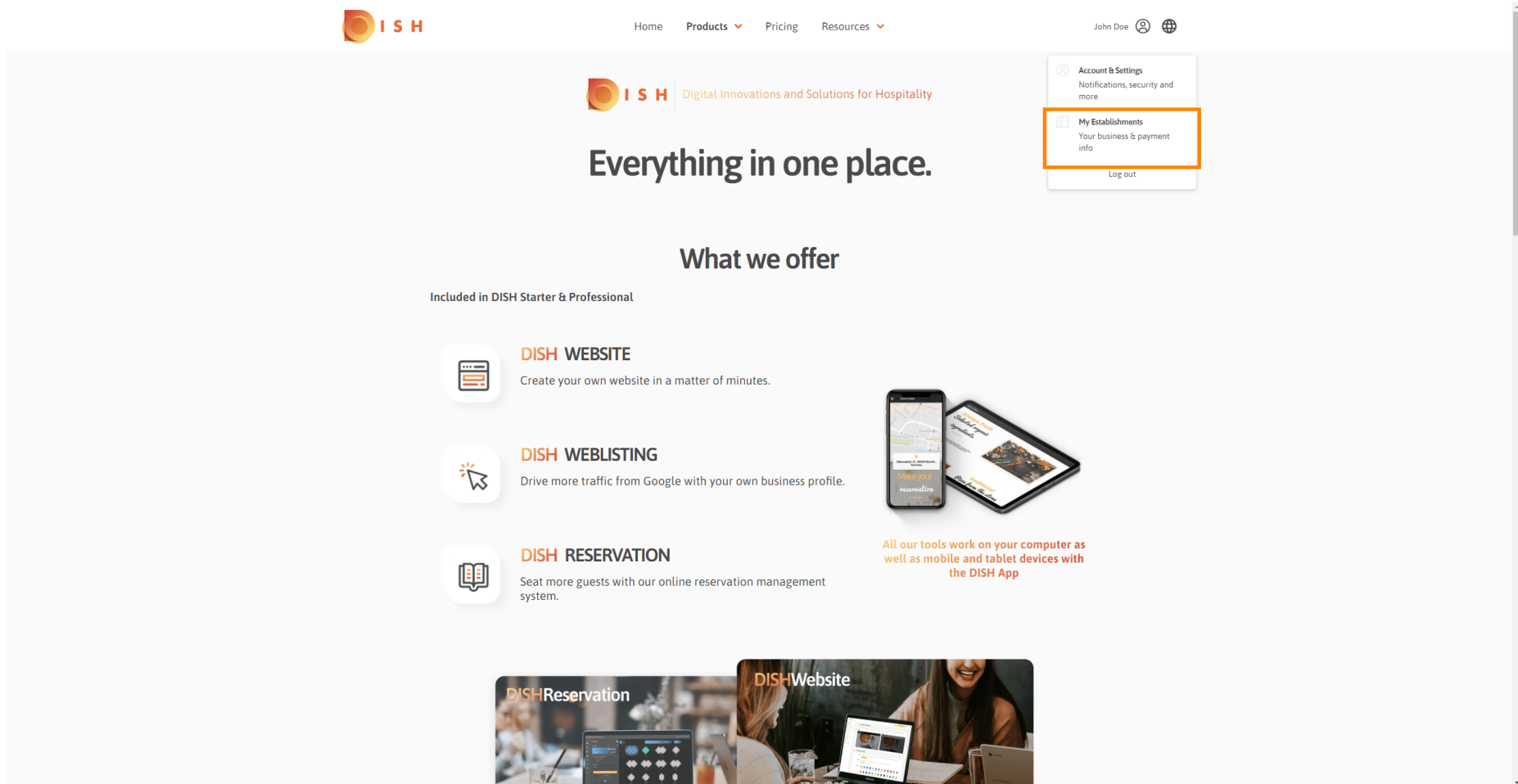


Po prihlásení do svojho účtu DISH kliknite na **ikonu profilu**.





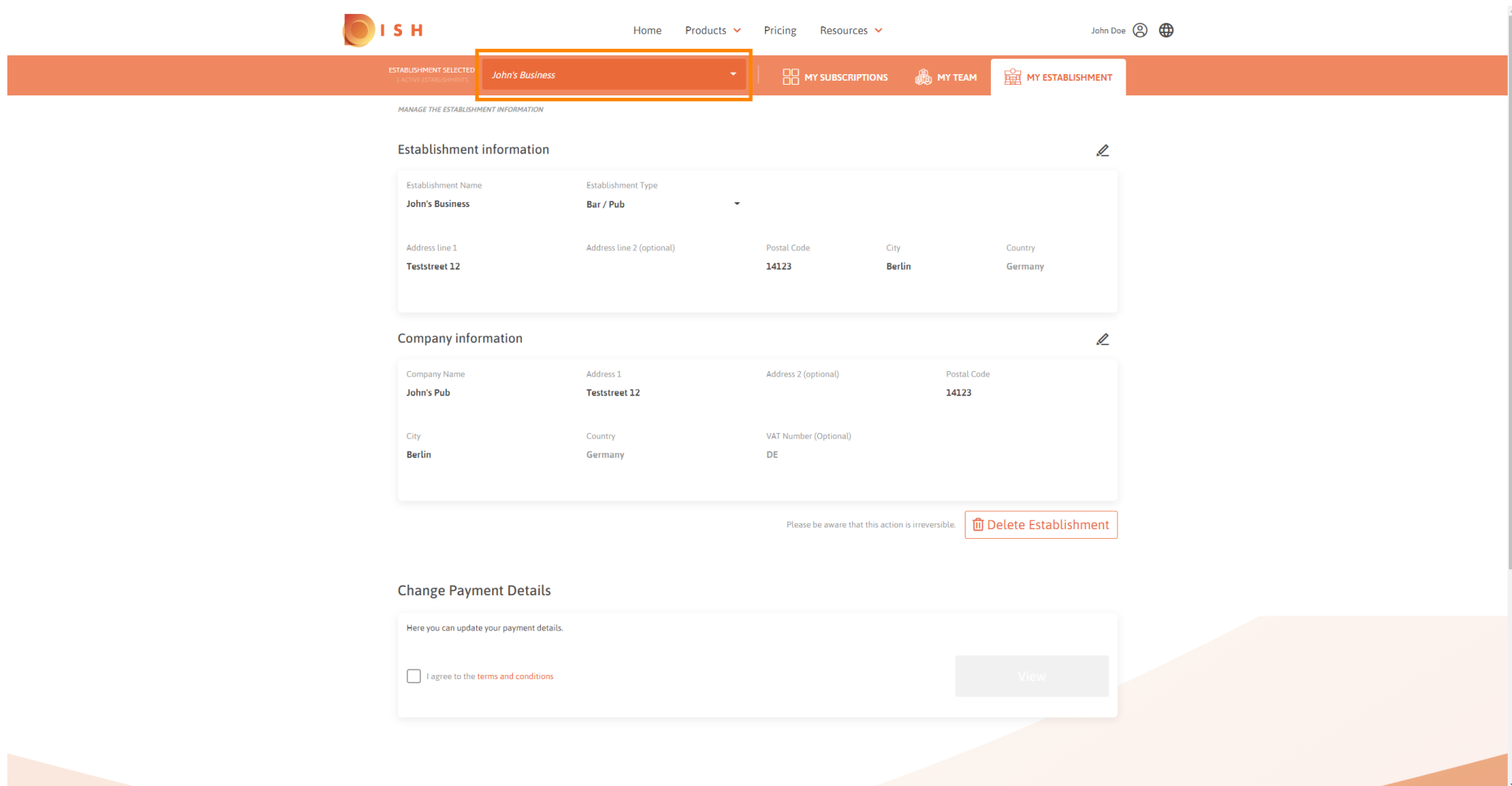
Vyberte **moje zariadenia**.



The screenshot shows the DISH user interface. At the top left is the DISH logo. The navigation menu includes Home, Products, Pricing, and Resources. The user profile 'John Doe' is visible in the top right, with a dropdown menu containing 'Account & Settings', 'My Establishments' (highlighted with an orange border), and 'Log out'. The main content area features the tagline 'Everything in one place.' and a section titled 'What we offer' which lists three services: DISH WEBSITE, DISH WEBLISTING, and DISH RESERVATION. Each service is accompanied by an icon and a brief description. To the right of these services is an image of a smartphone and a tablet displaying the DISH app. Below the image is the text: 'All our tools work on your computer as well as mobile and tablet devices with the DISH App'. At the bottom of the screenshot are two small images: 'DISHReservation' showing a laptop screen with a reservation management interface, and 'DISHWebsite' showing a woman smiling at a laptop displaying the DISH website.



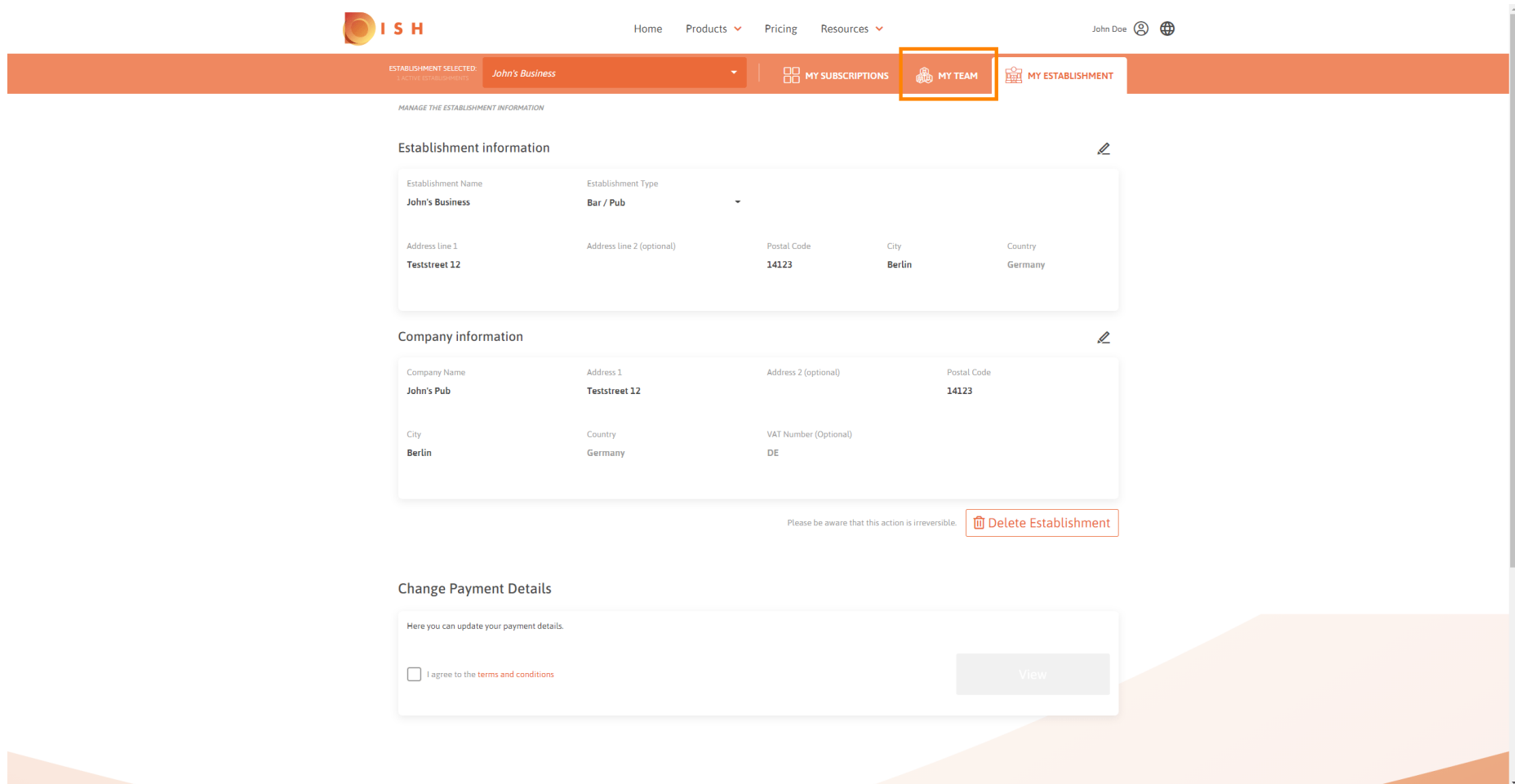
Teraz kliknutím na šípku smerujúcu nadol vyberte **zariadenie**, pre ktoré chcete pridať nového člena tímu.



The screenshot displays the ISH user interface. At the top, there is a navigation bar with the ISH logo, a user profile for 'John Doe', and a globe icon. Below this is a secondary navigation bar with 'ESTABLISHMENT SELECTED' and '3 ACTIVE ESTABLISHMENTS'. A dropdown menu is open, showing 'John's Business' as the selected option. To the right of this menu are buttons for 'MY SUBSCRIPTIONS', 'MY TEAM', and 'MY ESTABLISHMENT'. The main content area is titled 'MANAGE THE ESTABLISHMENT INFORMATION' and contains two sections: 'Establishment information' and 'Company information'. The 'Establishment information' section shows details for 'John's Business', including its name, type ('Bar / Pub'), address ('Teststreet 12'), postal code ('14123'), city ('Berlin'), and country ('Germany'). The 'Company information' section shows details for 'John's Pub', including its name, address ('Teststreet 12'), postal code ('14123'), city ('Berlin'), country ('Germany'), and VAT number ('DE'). At the bottom of the 'Company information' section, there is a warning message: 'Please be aware that this action is irreversible.' followed by a 'Delete Establishment' button. Below this is a 'Change Payment Details' section with a 'View' button and a checkbox for 'I agree to the terms and conditions'.

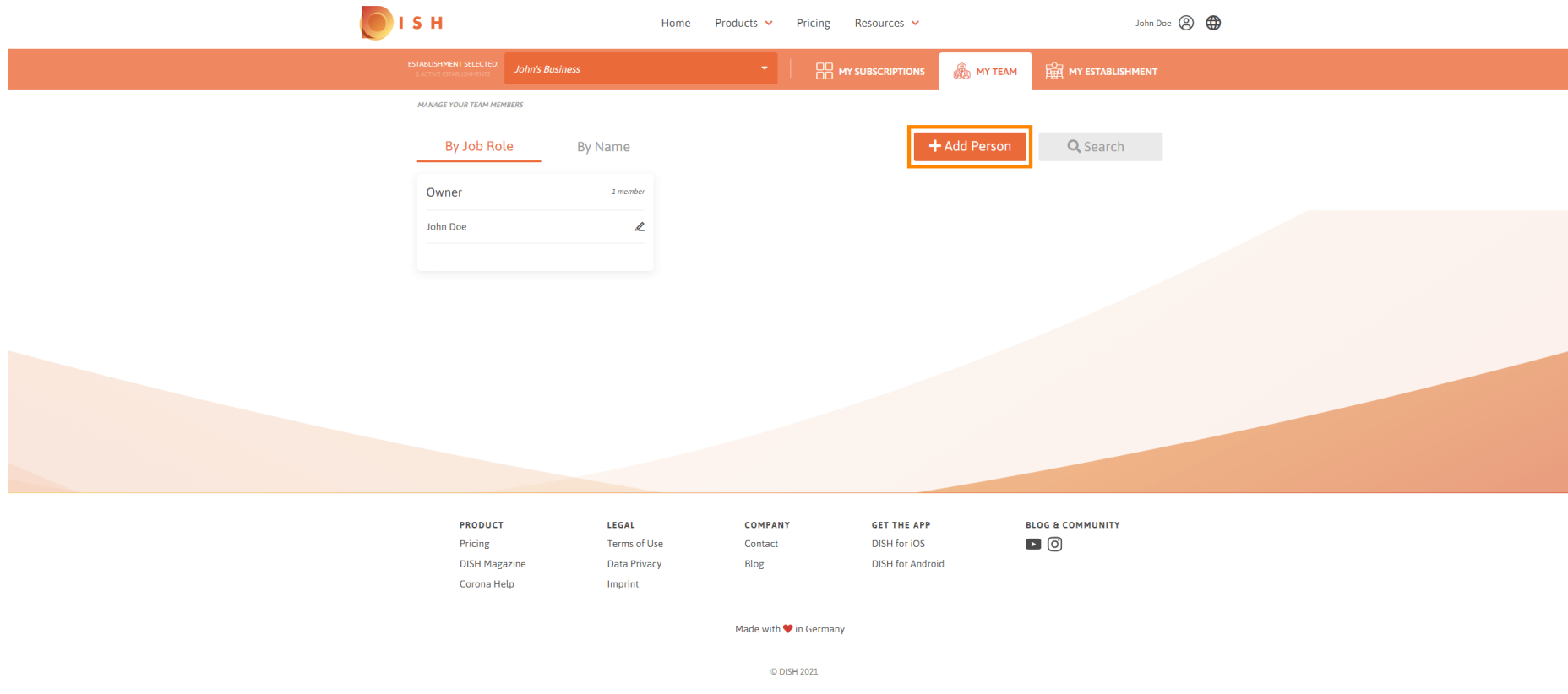


Po výbere požadovaného zariadenia kliknite na **môj tím** a otvorí sa prehľad celého vášho tímu.



The screenshot shows the ISH user interface. At the top, there is a navigation bar with the ISH logo, a user profile 'John Doe', and a menu with options: Home, Products, Pricing, Resources. Below this is a secondary navigation bar with tabs: 'ESTABLISHMENT SELECTED: John's Business', 'MY SUBSCRIPTIONS', 'MY TEAM' (highlighted with an orange box), and 'MY ESTABLISHMENT'. The main content area is titled 'MANAGE THE ESTABLISHMENT INFORMATION' and contains two sections: 'Establishment information' and 'Company information'. The 'Establishment information' section shows details for 'John's Business', including its name, type ('Bar / Pub'), address ('Teststreet 12'), postal code ('14123'), city ('Berlin'), and country ('Germany'). The 'Company information' section shows details for 'John's Pub', including its name, address ('Teststreet 12'), postal code ('14123'), city ('Berlin'), country ('Germany'), and VAT number ('DE'). At the bottom of the company information section, there is a warning: 'Please be aware that this action is irreversible.' followed by a 'Delete Establishment' button. Below this is a 'Change Payment Details' section with a checkbox for 'I agree to the terms and conditions' and a 'View' button.

👉 Ak chcete pridať nového člena tímu, kliknite na **pridať osobu**.



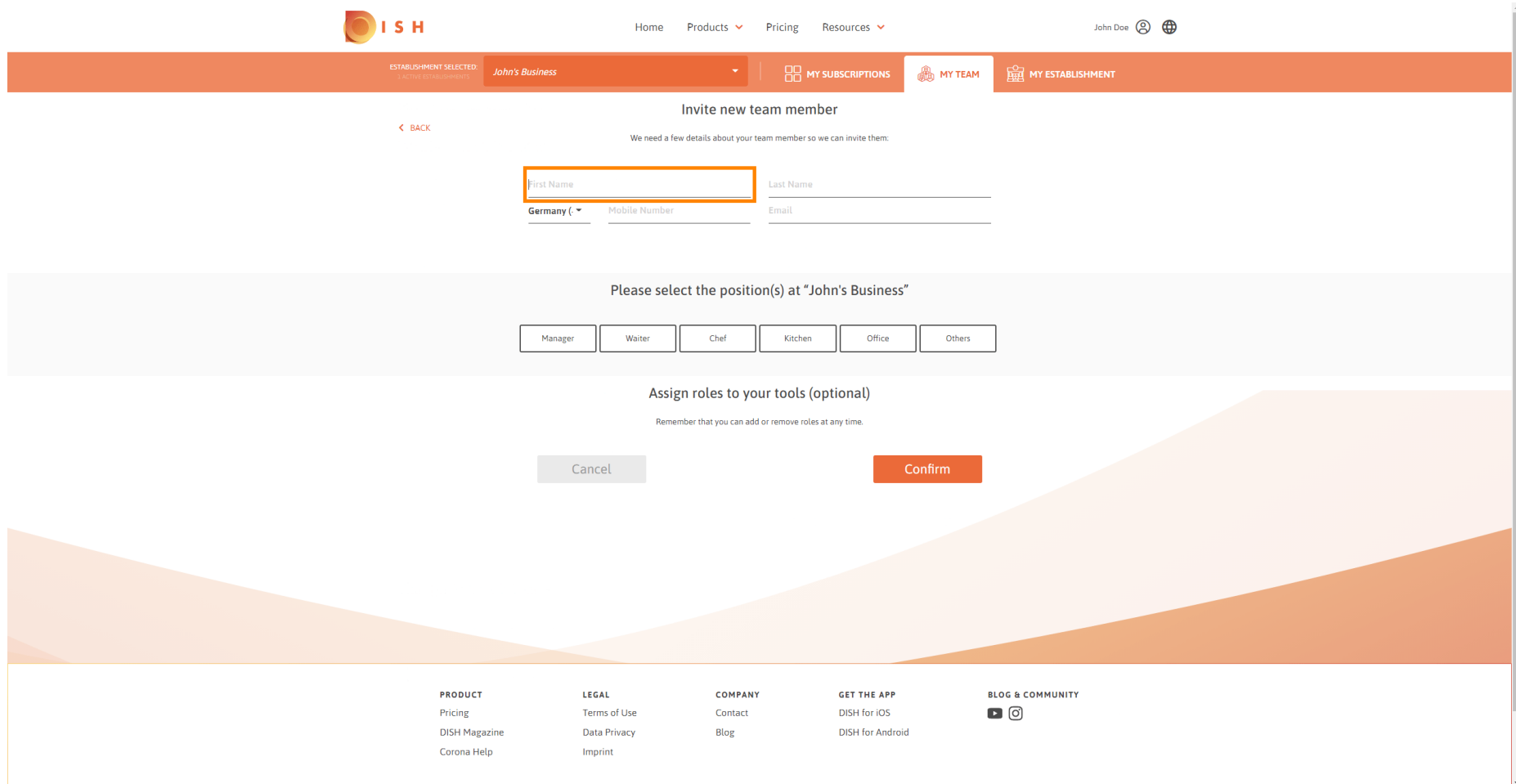
The screenshot displays the DISH user interface. At the top, there is a navigation bar with the DISH logo, a user profile for 'John Doe', and a globe icon. Below this is a secondary navigation bar with 'ESTABLISHMENT SELECTED: John's Business' and tabs for 'MY SUBSCRIPTIONS', 'MY TEAM', and 'MY ESTABLISHMENT'. The 'MY TEAM' tab is active, showing 'MANAGE YOUR TEAM MEMBERS'. There are two tabs: 'By Job Role' (selected) and 'By Name'. A '+ Add Person' button is highlighted with an orange box, next to a search bar. Below the tabs, a table lists team members:

Job Role	Name	Actions
Owner	John Doe	1 member ✎

The footer contains several columns of links: PRODUCT (Pricing, DISH Magazine, Corona Help), LEGAL (Terms of Use, Data Privacy, Imprint), COMPANY (Contact, Blog), GET THE APP (DISH for iOS, DISH for Android), and BLOG & COMMUNITY (YouTube, Instagram). It also includes 'Made with ❤️ in Germany' and '© DISH 2021'.



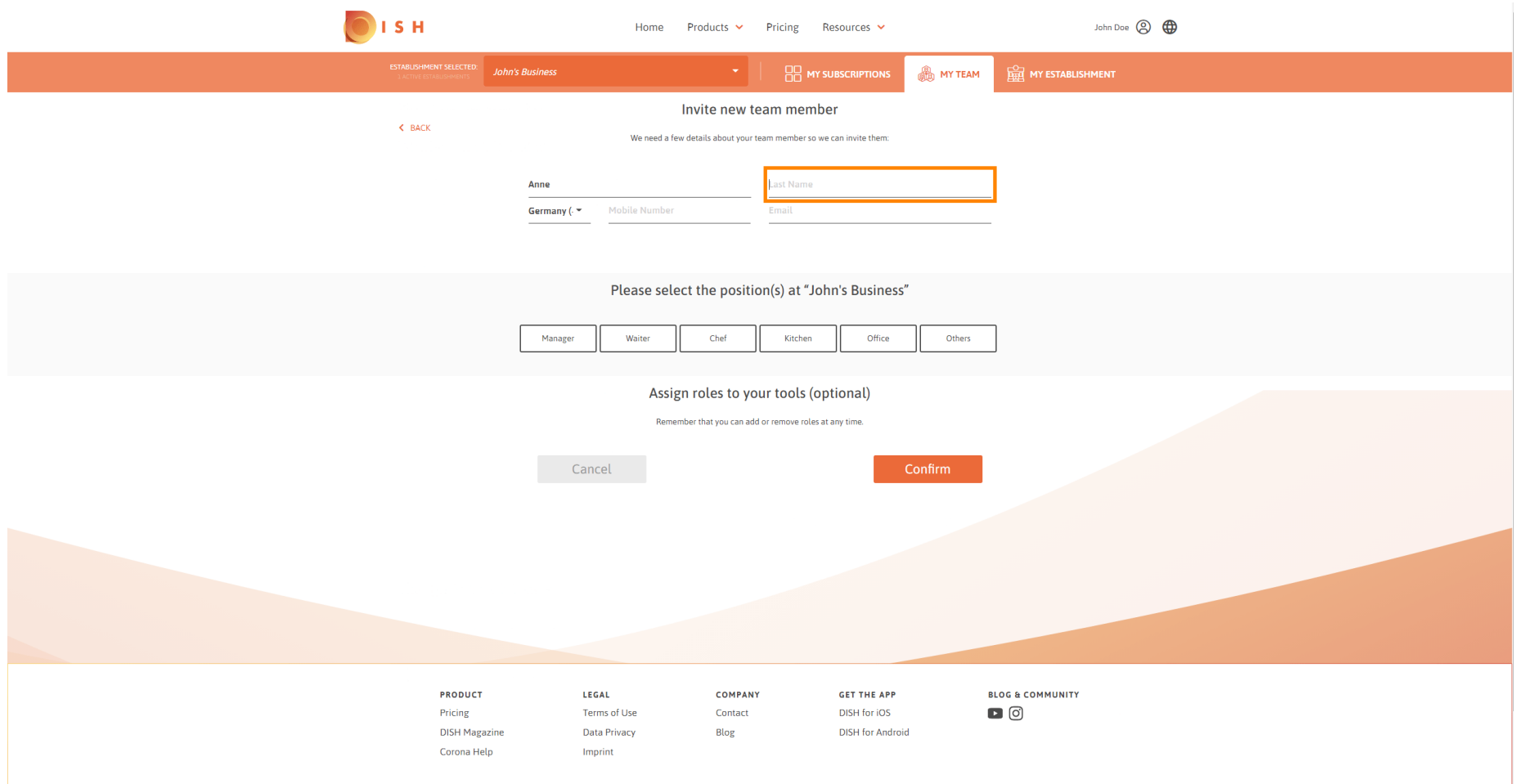
Zadajte meno svojho nového člena.



The screenshot shows the 'Invite new team member' form in the DISH application. The form is titled 'Invite new team member' and includes a 'BACK' link. Below the title, there is a message: 'We need a few details about your team member so we can invite them:'. The form fields are: 'First Name' (highlighted with an orange border), 'Last Name', 'Germany' (country dropdown), 'Mobile Number', and 'Email'. Below the form, there is a section titled 'Please select the position(s) at "John's Business"' with buttons for 'Manager', 'Waiter', 'Chef', 'Kitchen', 'Office', and 'Others'. Below that, there is a section titled 'Assign roles to your tools (optional)' with a message: 'Remember that you can add or remove roles at any time.' and two buttons: 'Cancel' and 'Confirm'. The footer contains links for 'PRODUCT', 'LEGAL', 'COMPANY', 'GET THE APP', and 'BLOG & COMMUNITY'.



Teraz zadajte **priezvisko** .



ISH Home Products Pricing Resources John Doe

ESTABLISHMENT SELECTED: *John's Business* MY SUBSCRIPTIONS MY TEAM MY ESTABLISHMENT

Invite new team member

< BACK We need a few details about your team member so we can invite them:

Name: Anne Last Name
Country: Germany Mobile Number Email

Please select the position(s) at "John's Business"

Manager Waiter Chef Kitchen Office Others

Assign roles to your tools (optional)
Remember that you can add or remove roles at any time.

Cancel Confirm

PRODUCT
Pricing
DISH Magazine
Corona Help

LEGAL
Terms of Use
Data Privacy
Imprint

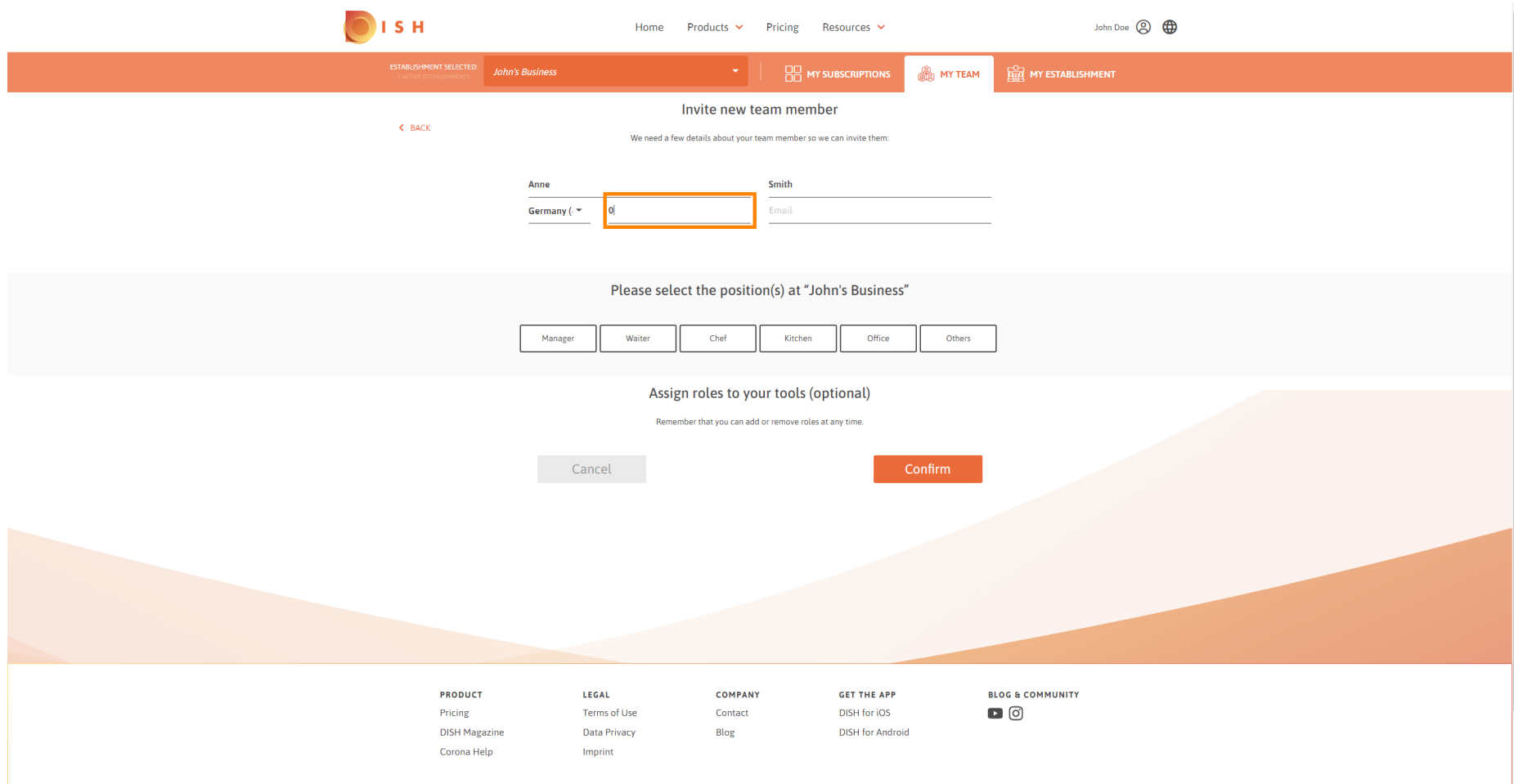
COMPANY
Contact
Blog

GET THE APP
DISH for iOS
DISH for Android

BLOG & COMMUNITY
YouTube Instagram



Pokračujte **mobilným číslom**.



The screenshot shows the DISH web interface for inviting a new team member. The page is titled "Invite new team member" and includes a navigation bar with the DISH logo, "Home", "Products", "Pricing", "Resources", and a user profile for "John Doe". The main content area has a breadcrumb trail: "ESTABLISHMENT SELECTED: 3 ACTIVE ESTABLISHMENTS" > "John's Business". Below this, there are three tabs: "MY SUBSCRIPTIONS", "MY TEAM" (active), and "MY ESTABLISHMENT".

The "Invite new team member" section includes a "BACK" link and a message: "We need a few details about your team member so we can invite them:". The form fields are:

- Name: "Anne" (with "Smith" as a placeholder)
- Country: "Germany" (with a dropdown arrow)
- Phone number: A text input field containing "0", highlighted with an orange border.
- Email: A text input field containing "Smith".

Below the form, there is a section titled "Please select the position(s) at 'John's Business'" with six buttons: "Manager", "Waiter", "Chef", "Kitchen", "Office", and "Others".

The next section is "Assign roles to your tools (optional)", with a note: "Remember that you can add or remove roles at any time." It contains two buttons: "Cancel" and "Confirm".

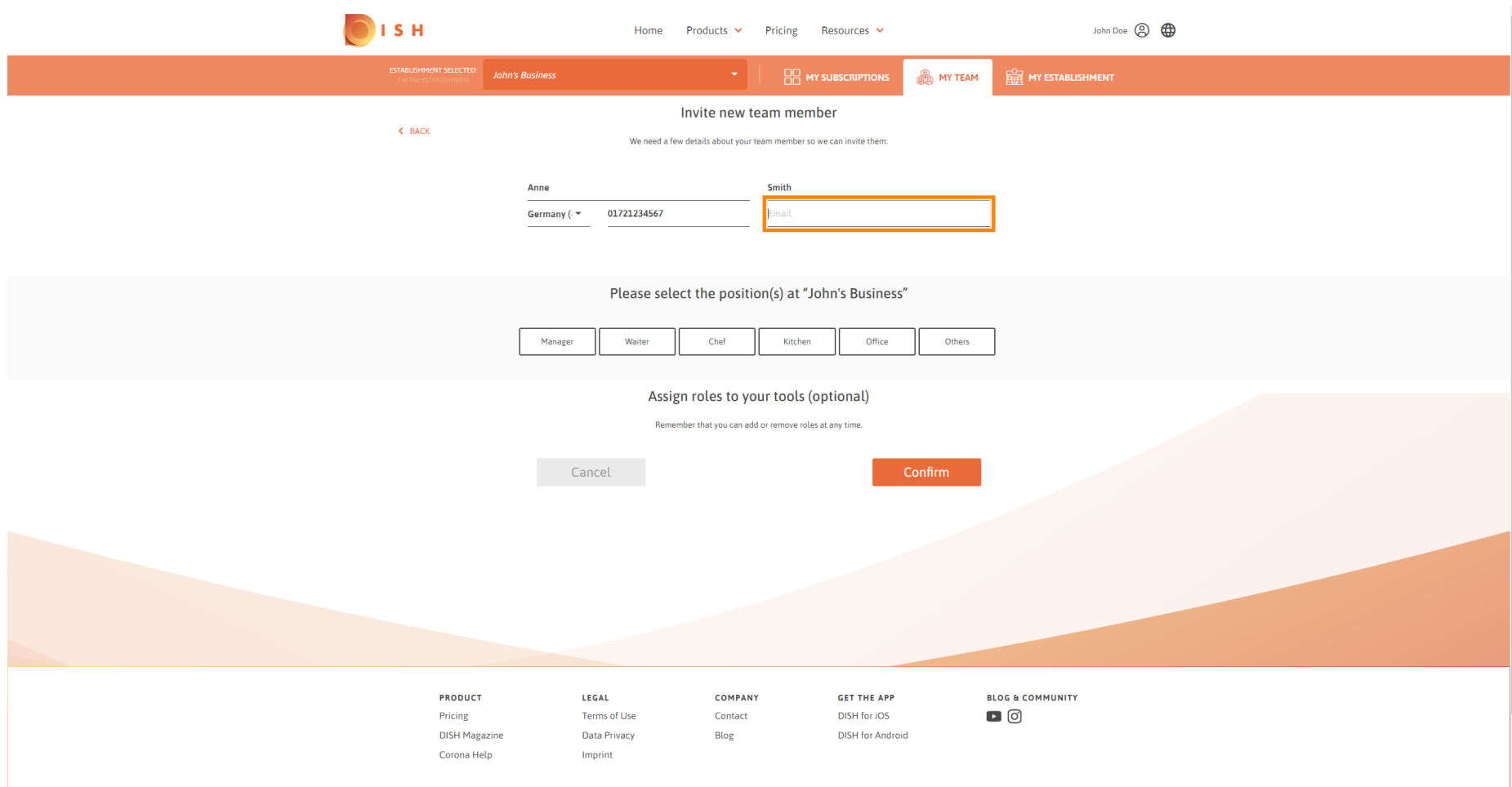
The footer contains four columns of links:

- PRODUCT**: Pricing, DISH Magazine, Corona Help
- LEGAL**: Terms of Use, Data Privacy, Imprint
- COMPANY**: Contact, Blog
- GET THE APP**: DISH for iOS, DISH for Android

There is also a "BLOG & COMMUNITY" section with YouTube and Instagram icons.



Na pozvanie nového člena tímu je potrebná **e-mailová adresa**. Napíšte ho do určeného textového poľa.



ISH Home Products Pricing Resources John Doe

ESTABLISHMENT SELECTED: **John's Business** MY SUBSCRIPTIONS MY TEAM MY ESTABLISHMENT

Invite new team member

< BACK We need a few details about your team member so we can invite them:

Anne **Smith**
Germany (+) 01721234567

Please select the position(s) at "John's Business"

Manager Waiter Chef Kitchen Office Others



Assign roles to your tools (optional)
Remember that you can add or remove roles at any time.

PRODUCT
Pricing
DISH Magazine
Corona Help

LEGAL
Terms of Use
Data Privacy
Imprint

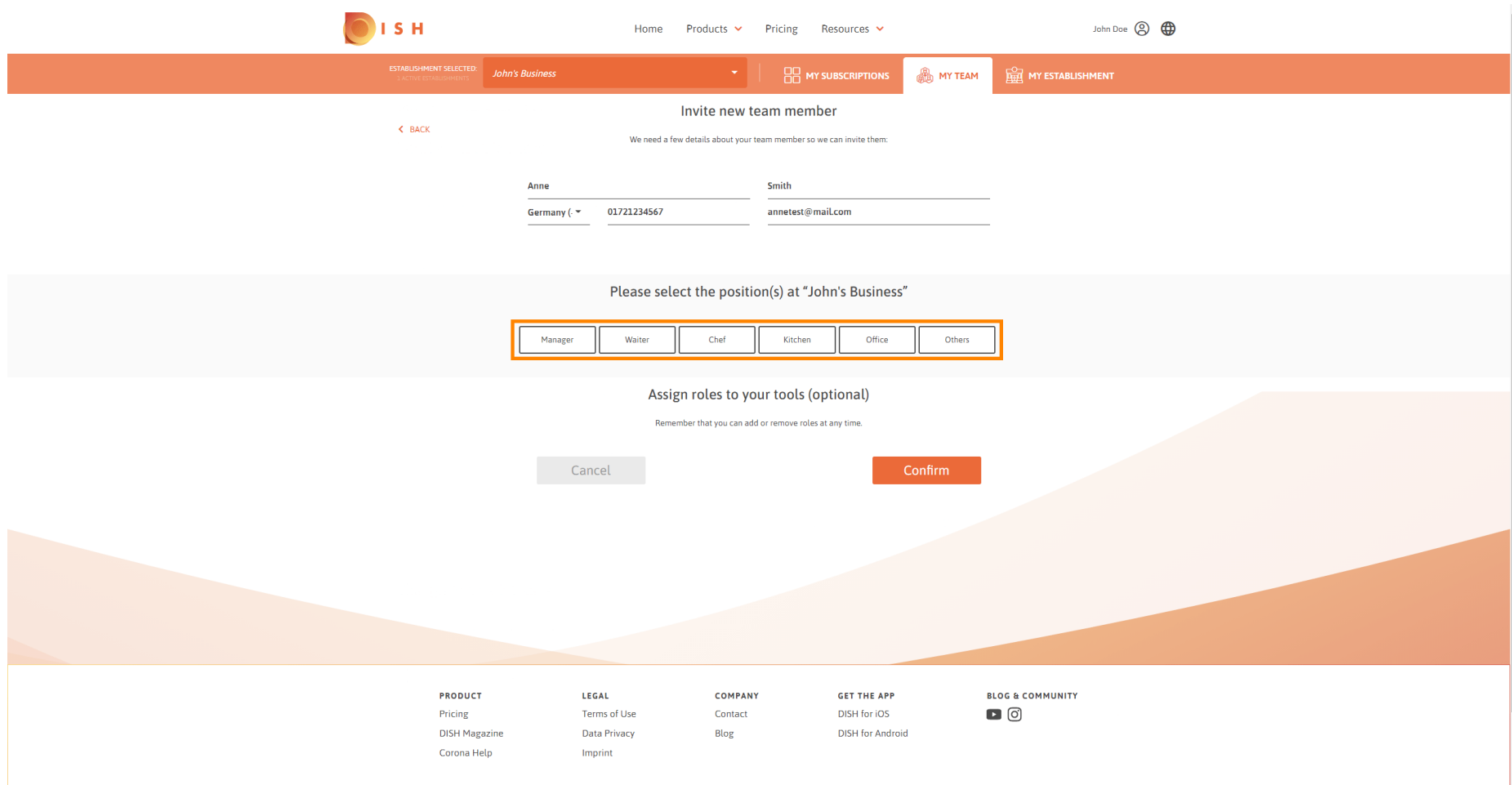
COMPANY
Contact
Blog

GET THE APP
DISH for iOS
DISH for Android

BLOG & COMMUNITY
 



Po zadaní všetkých požadovaných informácií musíte priradiť **pozíciu (pozície)** vášmu novému členovi.



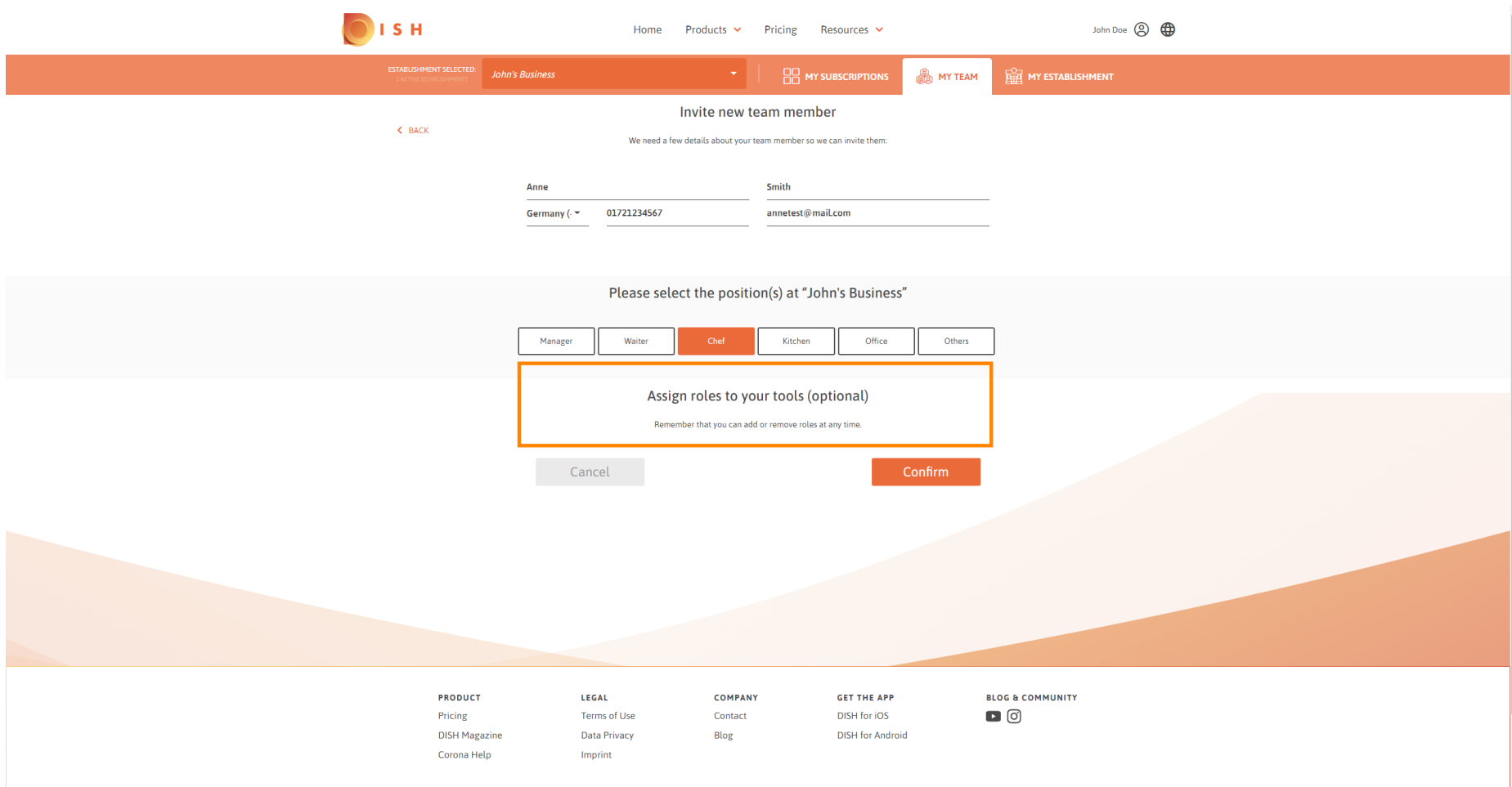
The screenshot shows the 'Invite new team member' page in the DISH system. The page is for 'John's Business' and includes a navigation bar with 'Home', 'Products', 'Pricing', and 'Resources'. The user 'John Doe' is logged in. The main form contains the following sections:

- Invite new team member**: A section with a '< BACK' link and a note: 'We need a few details about your team member so we can invite them:'. It contains two rows of input fields: 'Anne' and 'Smith' for names, and 'Germany ()' with '01721234567' and 'annetest@mail.com' for contact information.
- Please select the position(s) at "John's Business"**: A section with a row of six buttons: 'Manager', 'Waiter', 'Chef', 'Kitchen', 'Office', and 'Others'. The 'Manager' button is highlighted with an orange border.
- Assign roles to your tools (optional)**: A section with a note: 'Remember that you can add or remove roles at any time.' and two buttons: 'Cancel' and 'Confirm'.

The footer contains links for 'PRODUCT' (Pricing, DISH Magazine, Corona Help), 'LEGAL' (Terms of Use, Data Privacy, Imprint), 'COMPANY' (Contact, Blog), 'GET THE APP' (DISH for iOS, DISH for Android), and 'BLOG & COMMUNITY' (YouTube, Instagram icons).



Svoju novému členovi tímu môžete priradiť roly, čím získate rôzne typy prístupov a práv pre vaše nástroje.



The screenshot shows the 'Invite new team member' page in the DISH user interface. The page is for 'John's Business' and includes a form to enter the member's details. Below the form, there is a section for selecting roles, with 'Chef' selected. A highlighted box contains the text 'Assign roles to your tools (optional)' and a reminder that roles can be added or removed at any time. The page also features a navigation menu at the top and a footer with links for Product, Legal, Company, Get the App, and Blog & Community.

ISH Home Products Pricing Resources John Doe

ESTABLISHMENT SELECTED: *John's Business* MY SUBSCRIPTIONS MY TEAM MY ESTABLISHMENT

[← BACK](#)

Invite new team member

We need a few details about your team member so we can invite them:

Anne
 Germany ()

Please select the position(s) at "John's Business"

Manager Waiter Chef Kitchen Office Others

Assign roles to your tools (optional)



Remember that you can add or remove roles at any time.

PRODUCT
 Pricing
 DISH Magazine
 Corona Help

LEGAL
 Terms of Use
 Data Privacy
 Imprint

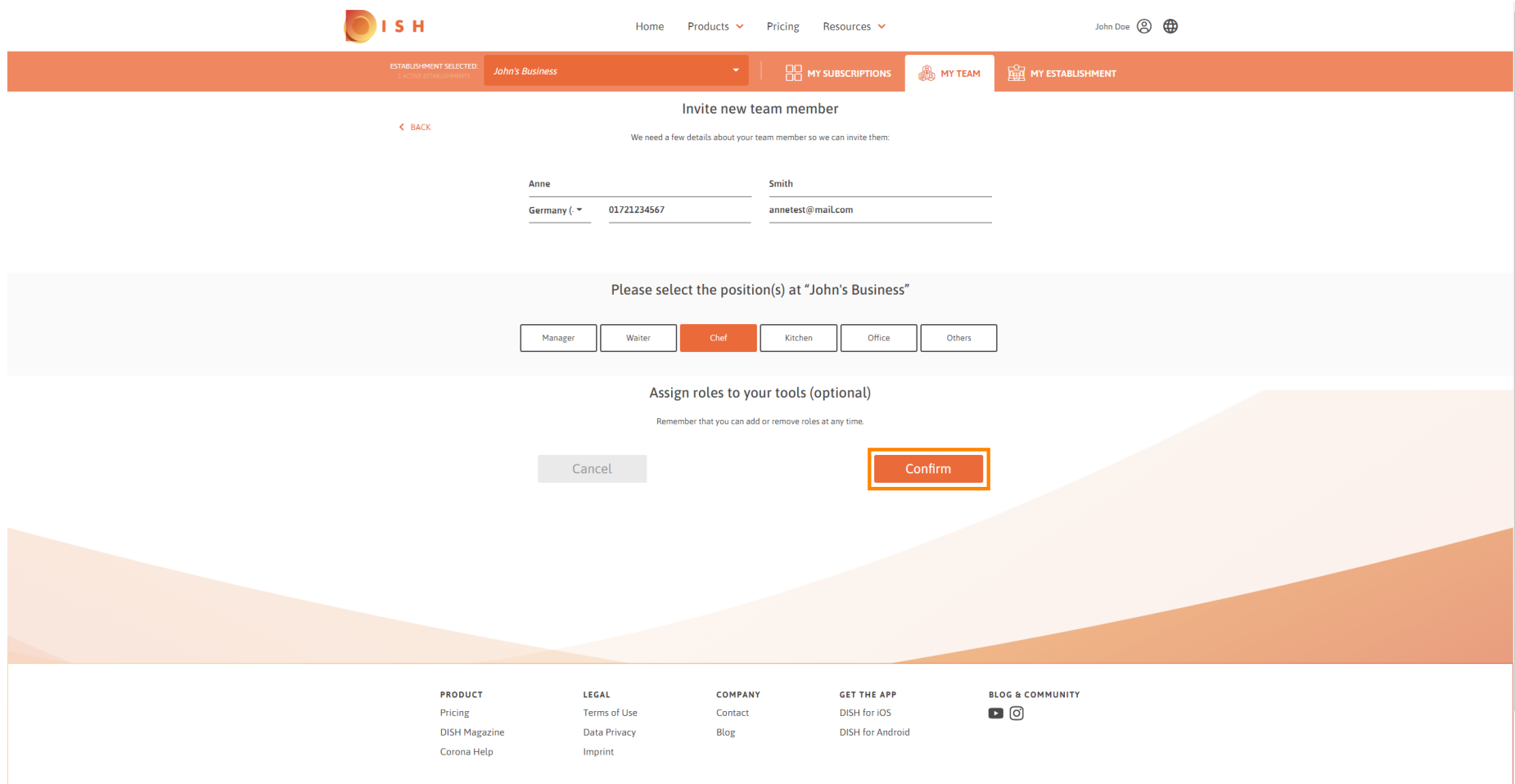
COMPANY
 Contact
 Blog

GET THE APP
 DISH for iOS
 DISH for Android

BLOG & COMMUNITY
 



Kliknutím na **potvrdenie** pridáte nového člena tímu.



The screenshot shows the 'Invite new team member' page in the DISH web application. The page is titled 'Invite new team member' and includes a navigation bar with 'Home', 'Products', 'Pricing', and 'Resources'. The user is logged in as 'John Doe'. The page is for the establishment 'John's Business'. The form contains the following fields:

- Name: Anne Smith
- Phone: Germany (+) 01721234567
- Email: annetest@mail.com

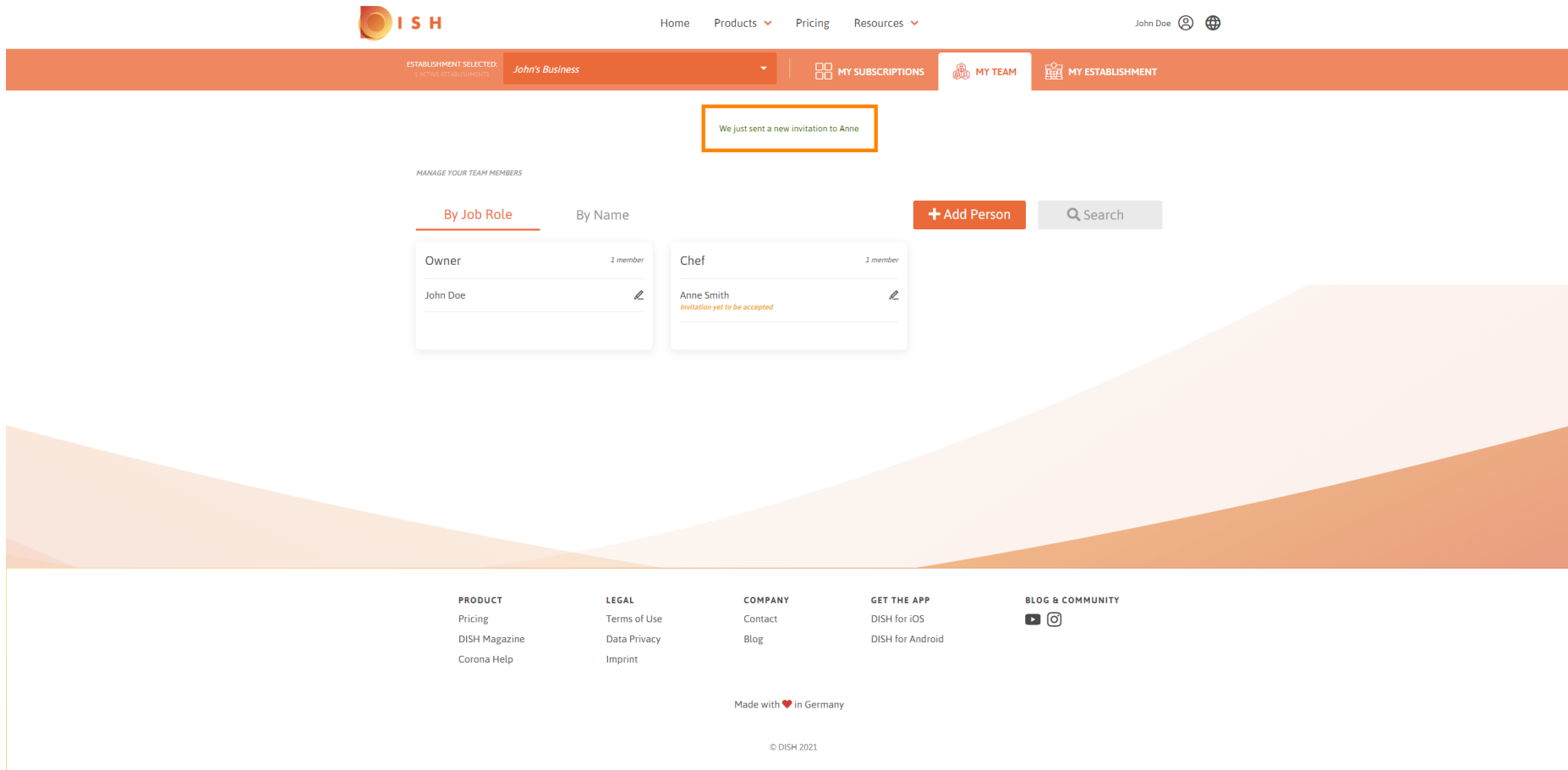
Below the form, there is a section titled 'Please select the position(s) at "John's Business"'. The 'Chef' position is selected. There is also a section titled 'Assign roles to your tools (optional)' with a 'Confirm' button highlighted in orange.

The footer contains the following links:

- PRODUCT: Pricing, DISH Magazine, Corona Help
- LEGAL: Terms of Use, Data Privacy, Imprint
- COMPANY: Contact, Blog
- GET THE APP: DISH for iOS, DISH for Android
- BLOG & COMMUNITY: YouTube, Instagram



To je všetko. Pozvánka pre vášho nového člena tímu bola úspešne odoslaná.



The screenshot displays the DISH user interface for managing team members. At the top, the navigation bar includes the DISH logo, a user profile for John Doe, and menu items for Home, Products, Pricing, and Resources. Below this, a secondary navigation bar shows the selected establishment as 'John's Business' and options for MY SUBSCRIPTIONS, MY TEAM, and MY ESTABLISHMENT. A central notification box states, 'We just sent a new invitation to Anne'. The main section, titled 'MANAGE YOUR TEAM MEMBERS', features two tabs: 'By Job Role' (selected) and 'By Name'. A '+ Add Person' button and a search bar are also present. Two team member cards are visible: 'Owner' with 'John Doe' and 'Chef' with 'Anne Smith'. The 'Anne Smith' card includes a red note: 'Invitation yet to be accepted'. The footer contains links for PRODUCT, LEGAL, COMPANY, GET THE APP, and BLOG & COMMUNITY, along with the text 'Made with ❤️ in Germany' and '© DISH 2021'.