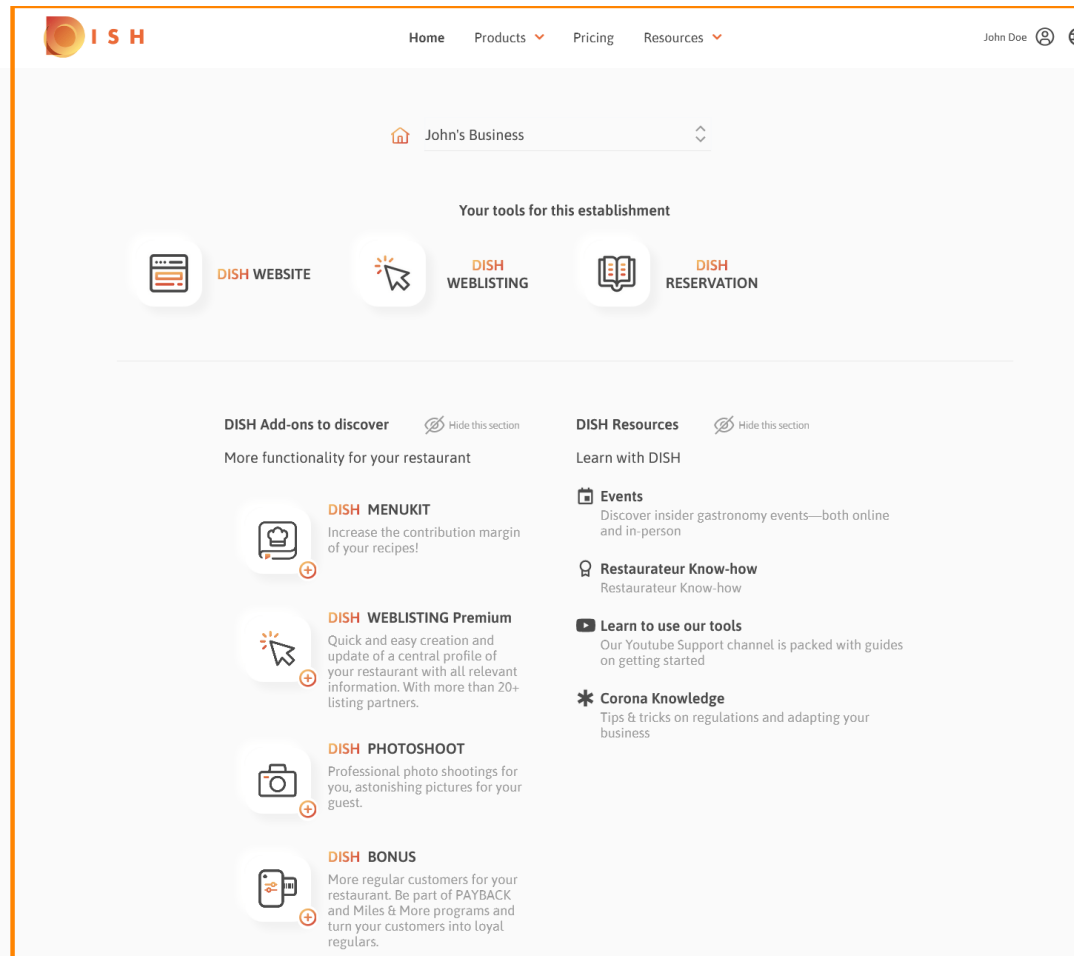




De eerste stap is om dish.co te openen en in te loggen.

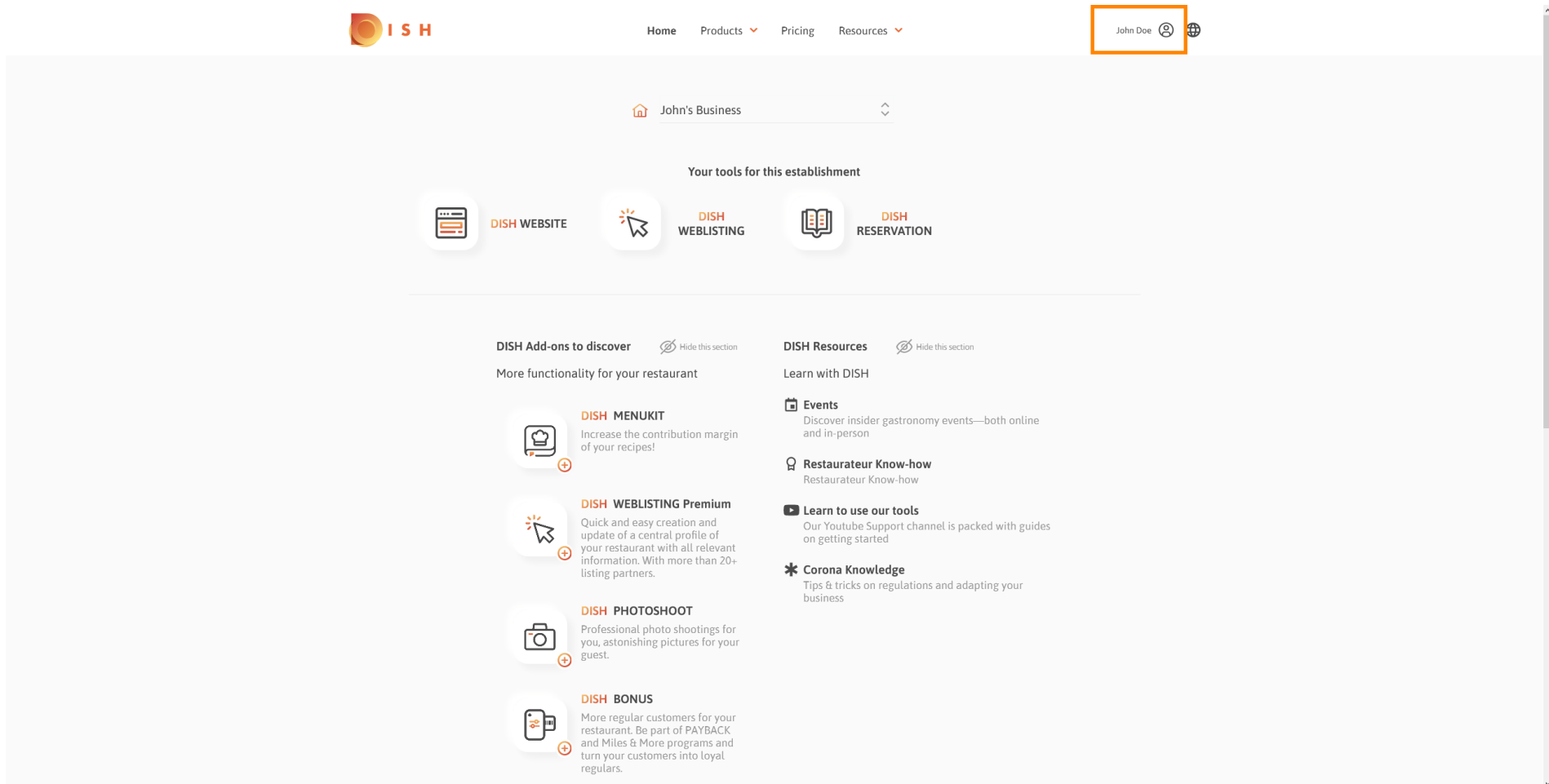


The screenshot shows the DISH user interface for a business named "John's Business". At the top, there is a navigation bar with "Home", "Products", "Pricing", and "Resources". The user's name "John Doe" is visible in the top right corner. Below the navigation bar, the dashboard is titled "Your tools for this establishment" and features three main tool icons: "DISH WEBSITE", "DISH WEBLISTING", and "DISH RESERVATION".

Below these tools, there are two columns of content:

- DISH Add-ons to discover** (with a "Hide this section" toggle):
 - DISH MENUKIT**: Increase the contribution margin of your recipes!
 - DISH WEBLISTING Premium**: Quick and easy creation and update of a central profile of your restaurant with all relevant information. With more than 20+ listing partners.
 - DISH PHOTOSHOOT**: Professional photo shootings for you, astonishing pictures for your guest.
 - DISH BONUS**: More regular customers for your restaurant. Be part of PAYBACK and Miles & More programs and turn your customers into loyal regulars.
- DISH Resources** (with a "Hide this section" toggle):
 - Learn with DISH**
 - Events**: Discover insider gastronomy events—both online and in-person
 - Restaurateur Know-how**: Restaurateur Know-how
 - Learn to use our tools**: Our Youtube Support channel is packed with guides on getting started
 - Corona Knowledge**: Tips & tricks on regulations and adapting your business

 Klik op het **profielpictogram** om het optiemenu weer te geven.



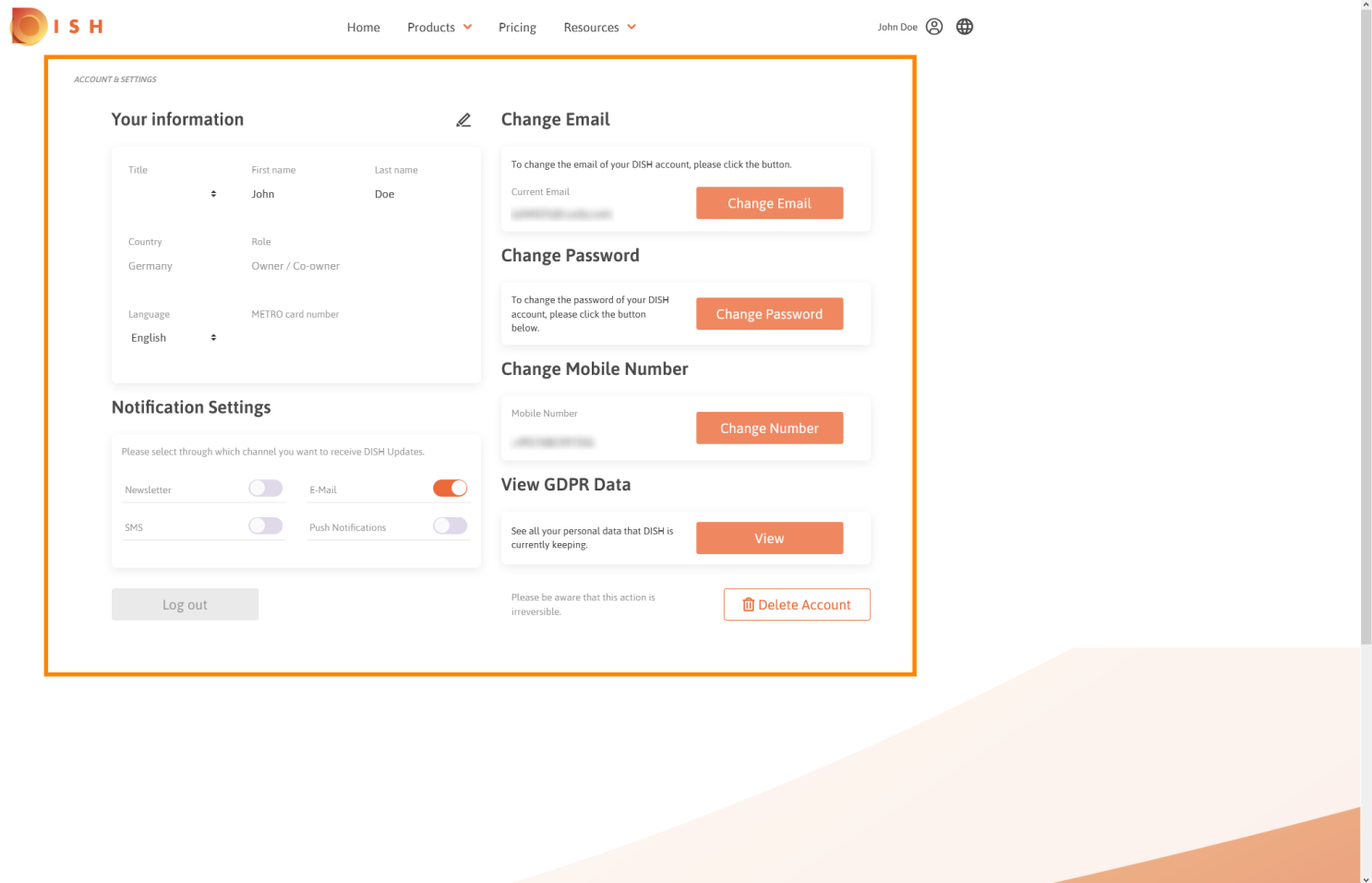
The screenshot displays the DISH user interface. At the top left is the DISH logo. The navigation menu includes Home, Products, Pricing, and Resources. The user's name, John Doe, is shown in the top right corner, enclosed in an orange box. Below the navigation is a section for "John's Business" with a home icon and a refresh icon. Underneath, there's a section titled "Your tools for this establishment" with three icons: DISH WEBSITE, DISH WEBLISTING, and DISH RESERVATION. The main content area is divided into two columns. The left column is titled "DISH Add-ons to discover" and lists four options: DISH MENUKIT, DISH WEBLISTING Premium, DISH PHOTOSHOOT, and DISH BONUS. The right column is titled "DISH Resources" and lists three options: Events, Restaurateur Know-how, and Learn to use our tools. A "Corona Knowledge" section is also visible at the bottom right.

Klik op **account & instellingen** om de instellingen te openen.

The screenshot displays the DISH user interface for a user named John Doe. The top navigation bar includes 'Home', 'Products', 'Pricing', and 'Resources'. The user's name 'John Doe' is visible in the top right corner. A dropdown menu is open, showing 'Account & Settings' (highlighted with a red box), 'My Establishments', and 'Log out'. The main content area is titled 'Your tools for this establishment' and features three icons: 'DISH WEBSITE', 'DISH WEBLISTING', and 'DISH RESERVATION'. Below this, there are two sections: 'DISH Add-ons to discover' and 'DISH Resources'. The 'DISH Add-ons to discover' section lists 'DISH MENUKIT', 'DISH WEBLISTING Premium', 'DISH PHOTOSHOOT', and 'DISH BONUS'. The 'DISH Resources' section lists 'Events', 'Restaurateur Know-how', 'Learn to use our tools', and 'Corona Knowledge'.



U bevindt zich nu op het **account & instellingen dashboard**.

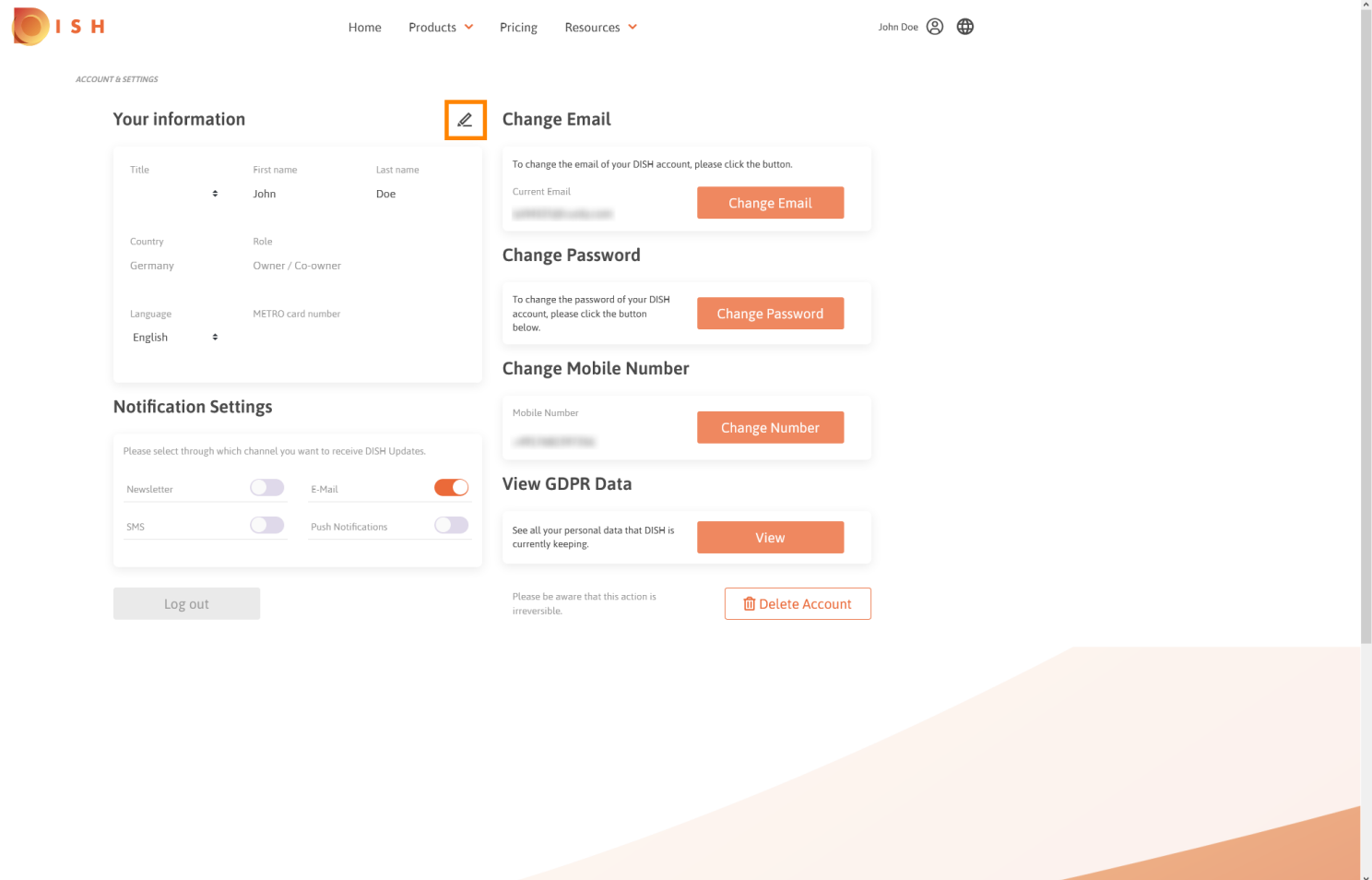


The screenshot shows the 'ACCOUNT & SETTINGS' dashboard for a user named John Doe. The dashboard is divided into several sections:

- Your information:** A form with fields for Title, First name (John), Last name (Doe), Country (Germany), Role (Owner / Co-owner), Language (English), and METRO card number.
- Change Email:** A section with a 'Change Email' button and a 'Current Email' field.
- Change Password:** A section with a 'Change Password' button and a text prompt to change the password.
- Change Mobile Number:** A section with a 'Change Number' button and a 'Mobile Number' field.
- Notification Settings:** A section with four toggle switches: Newsletter (off), E-Mail (on), SMS (off), and Push Notifications (off).
- View GDPR Data:** A section with a 'View' button and a text prompt to see personal data.
- Delete Account:** A button with a trash icon and a warning that the action is irreversible.
- Log out:** A button at the bottom left of the dashboard.

The dashboard is framed by an orange border. The top navigation bar includes 'Home', 'Products', 'Pricing', and 'Resources'. The user's name 'John Doe' and a profile icon are visible in the top right corner.

 Klik op het **potloodpictogram** om persoonlijke informatie te bewerken .



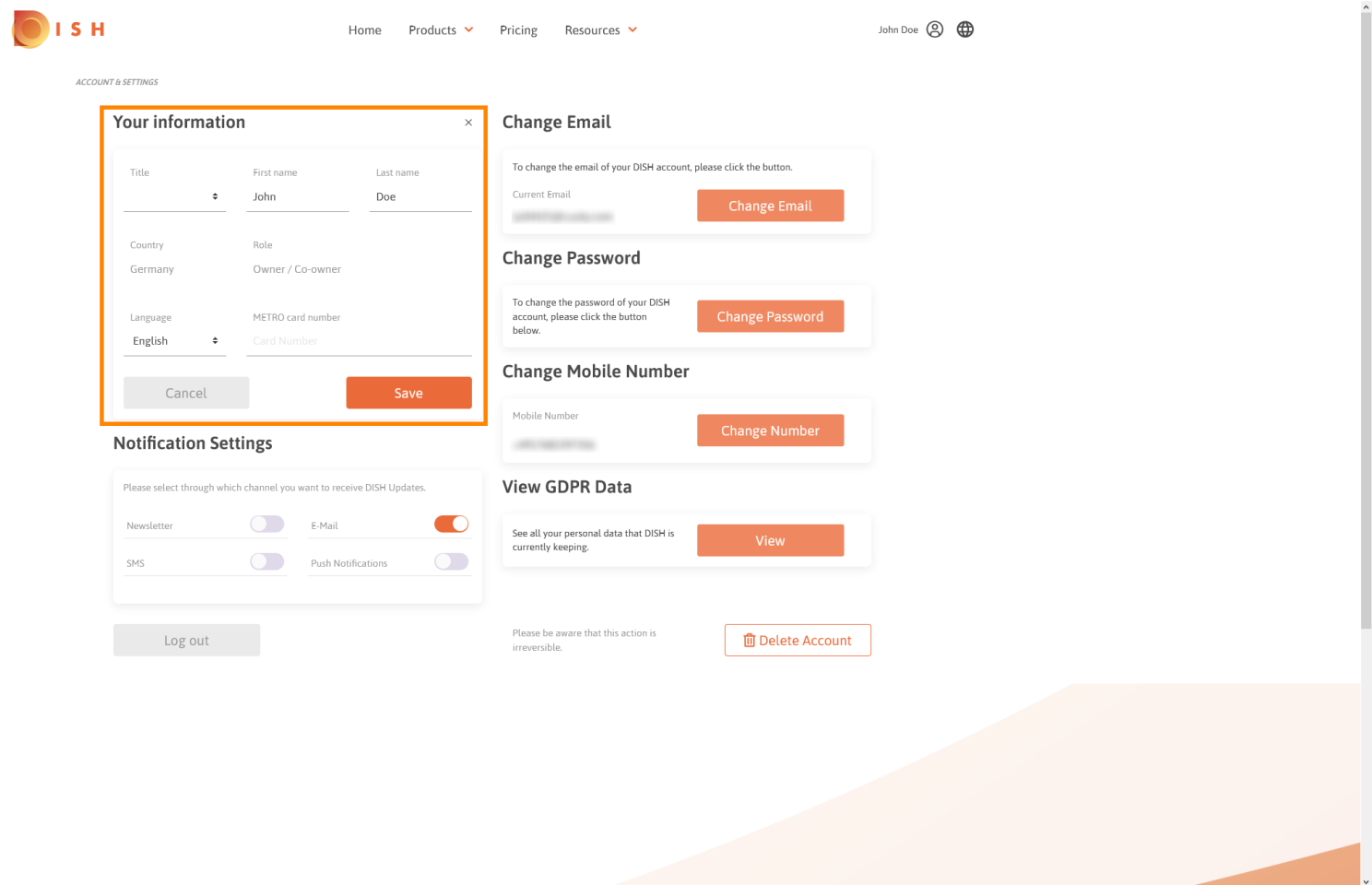
The screenshot shows the 'ACCOUNT & SETTINGS' page for a user named John Doe. The page is divided into several sections:

- Your information:** A table with fields for Title, First name (John), Last name (Doe), Country (Germany), Role (Owner / Co-owner), Language (English), and METRO card number.
- Change Email:** A section with a pencil icon (highlighted with an orange box) and a 'Change Email' button.
- Change Password:** A section with a 'Change Password' button.
- Change Mobile Number:** A section with a 'Change Number' button.
- Notification Settings:** A section with toggle switches for Newsletter, E-Mail, SMS, and Push Notifications.
- View GDPR Data:** A section with a 'View' button.
- Delete Account:** A section with a 'Delete Account' button and a warning: 'Please be aware that this action is irreversible.'

A 'Log out' button is located at the bottom left of the account settings area.



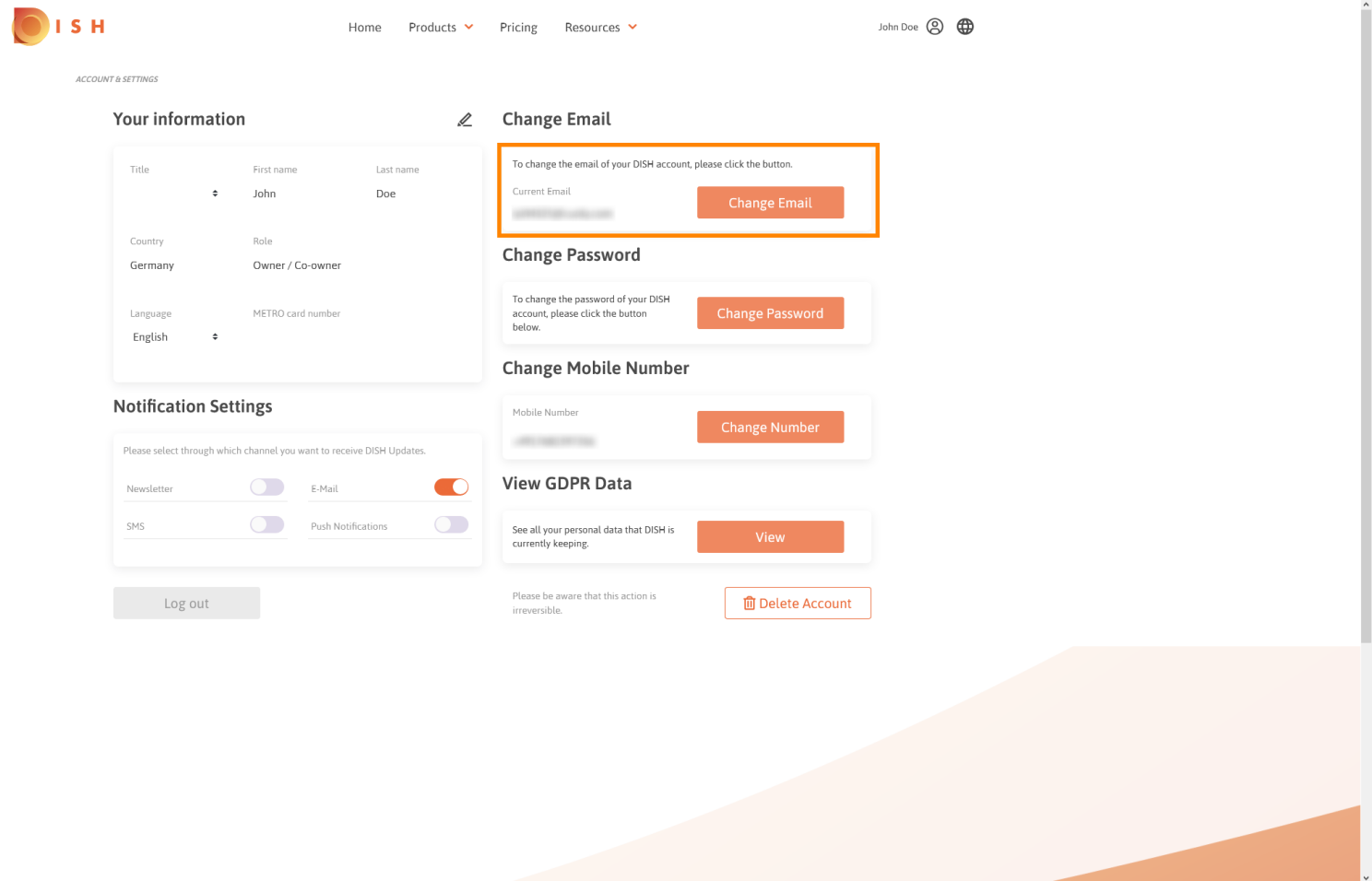
U kunt nu informatie bewerken. Opmerking: om wijzigingen toe te passen, klikt u op opslaan. Als er niets is gewijzigd, klikt u op annuleren of op het x-pictogram.



The screenshot shows the DISH account settings interface. At the top, there is a navigation bar with 'Home', 'Products', 'Pricing', and 'Resources'. The user's name 'John Doe' is visible in the top right corner. The main content area is titled 'ACCOUNT & SETTINGS' and contains several sections:

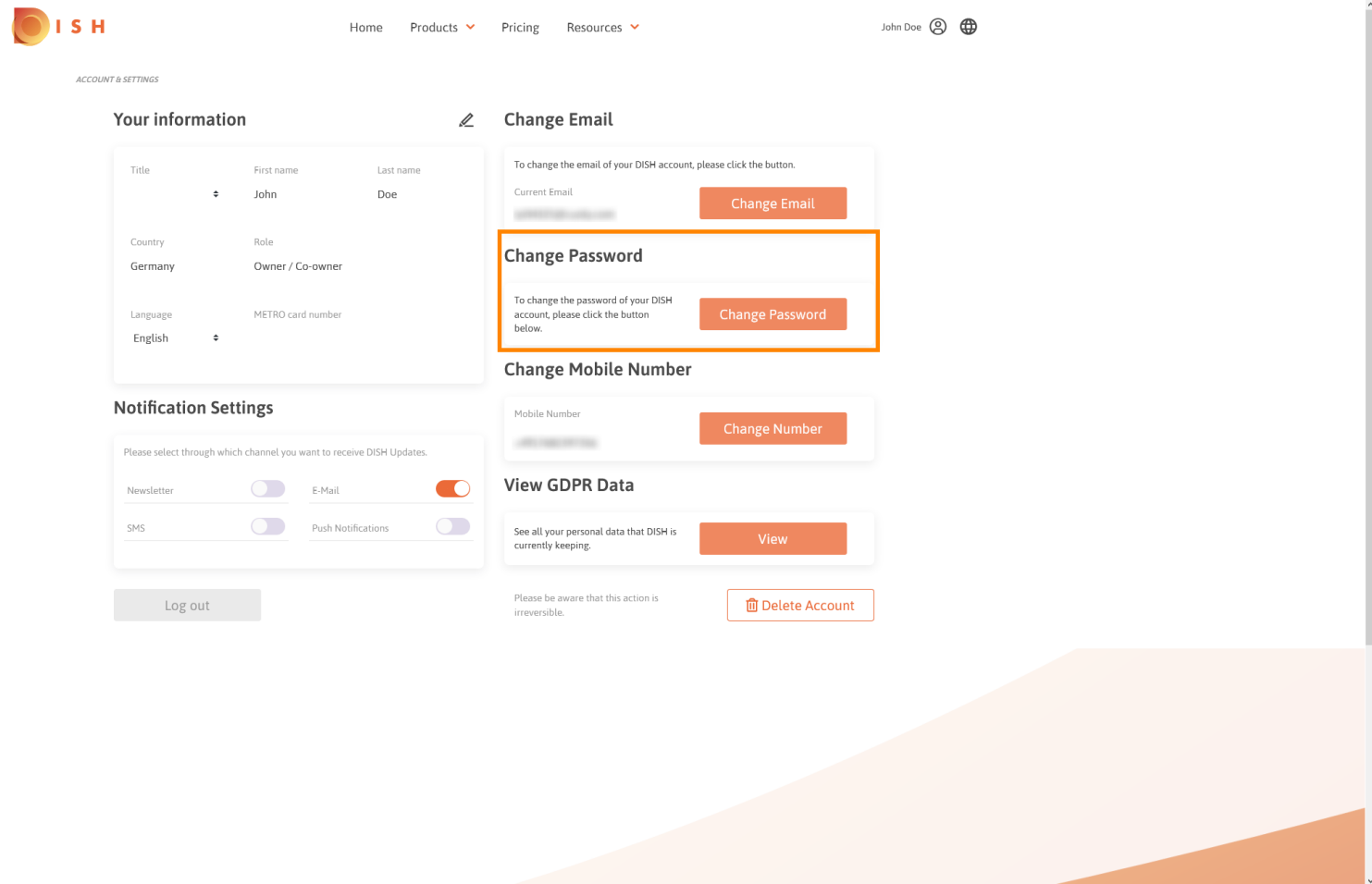
- Your information** (highlighted with an orange border): A modal form with fields for Title, First name (John), Last name (Doe), Country (Germany), Role (Owner / Co-owner), Language (English), and METRO card number (Card Number). It includes 'Cancel' and 'Save' buttons.
- Change Email**: A section with a 'Change Email' button.
- Change Password**: A section with a 'Change Password' button.
- Change Mobile Number**: A section with a 'Change Number' button.
- View GDPR Data**: A section with a 'View' button.
- Notification Settings**: A section with toggle switches for Newsletter, E-Mail, SMS, and Push Notifications. The E-Mail toggle is currently turned on.
- Delete Account**: A button at the bottom right with a warning message: 'Please be aware that this action is irreversible.'

Om het e-mailadres aan te passen, klikt u op e-mailadres **wijzigen**.



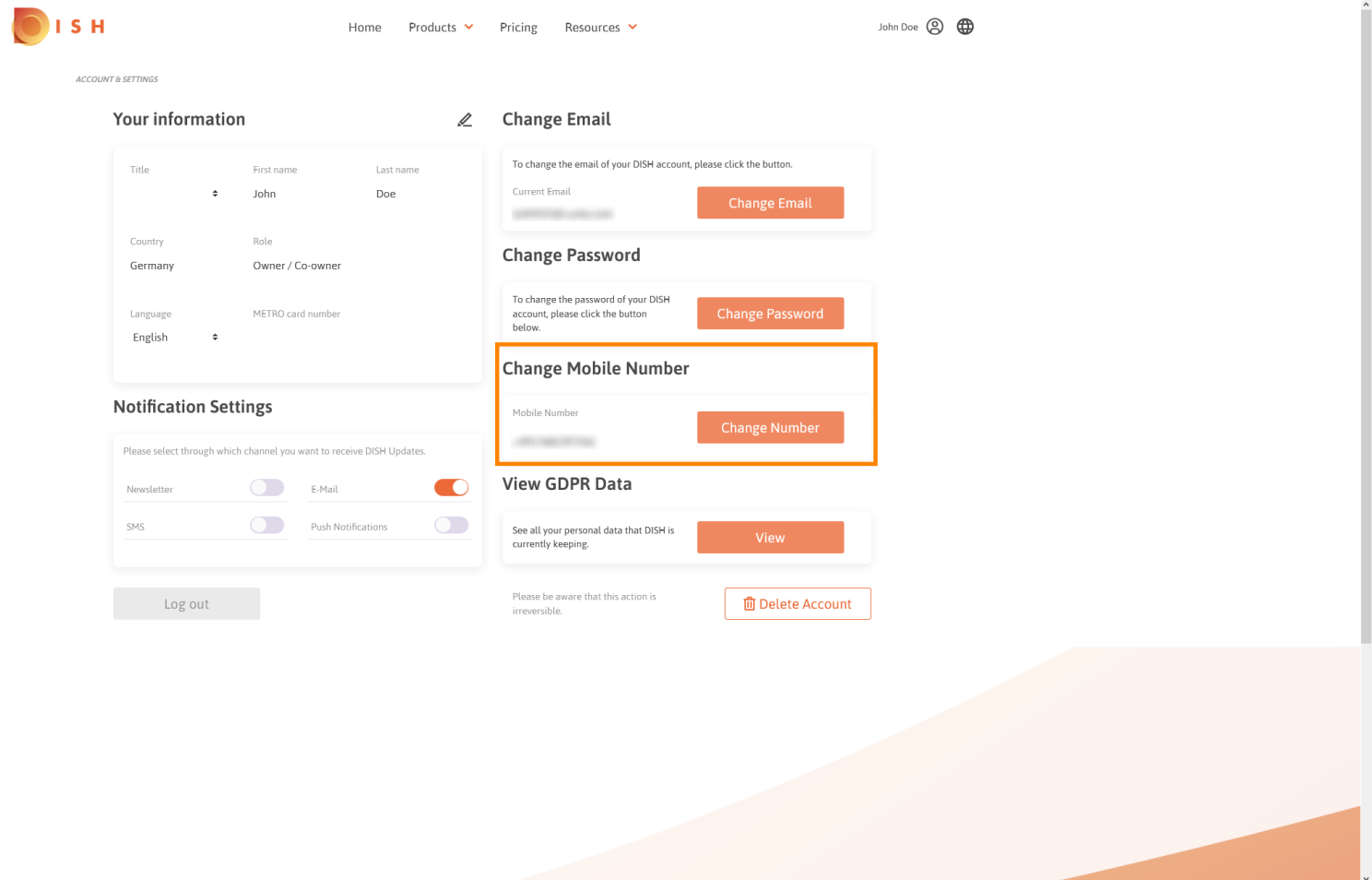
The screenshot shows the DISH account settings interface. At the top, there is a navigation bar with the DISH logo, a user profile icon for 'John Doe', and a globe icon. Below the navigation bar, the page title is 'ACCOUNT & SETTINGS'. The main content area is divided into two columns. The left column contains 'Your information' (with fields for Title, First name, Last name, Country, Role, Language, and METRO card number) and 'Notification Settings' (with toggle switches for Newsletter, E-Mail, SMS, and Push Notifications). The right column contains 'Change Email' (with a 'Change Email' button highlighted by an orange box), 'Change Password' (with a 'Change Password' button), 'Change Mobile Number' (with a 'Change Number' button), and 'View GDPR Data' (with a 'View' button). At the bottom of the right column, there is a 'Delete Account' button with a warning message: 'Please be aware that this action is irreversible.'

Om het wachtwoord aan te passen klikt u op **wachtwoord wijzigen**.



The screenshot shows the DISH account settings page. The navigation bar includes the DISH logo, links for Home, Products, Pricing, and Resources, and the user name John Doe. The page title is "ACCOUNT & SETTINGS". The main content is divided into two columns. The left column contains "Your information" (Title, First name: John, Last name: Doe, Country: Germany, Role: Owner / Co-owner, Language: English, METRO card number) and "Notification Settings" (Newsletter, E-Mail, SMS, Push Notifications). The right column contains "Change Email", "Change Password" (highlighted with an orange border), "Change Mobile Number", "View GDPR Data", and "Delete Account". A "Log out" button is located at the bottom left of the settings area.

Om het mobiele nummer aan te passen klikt u op **nummer wijzigen**.



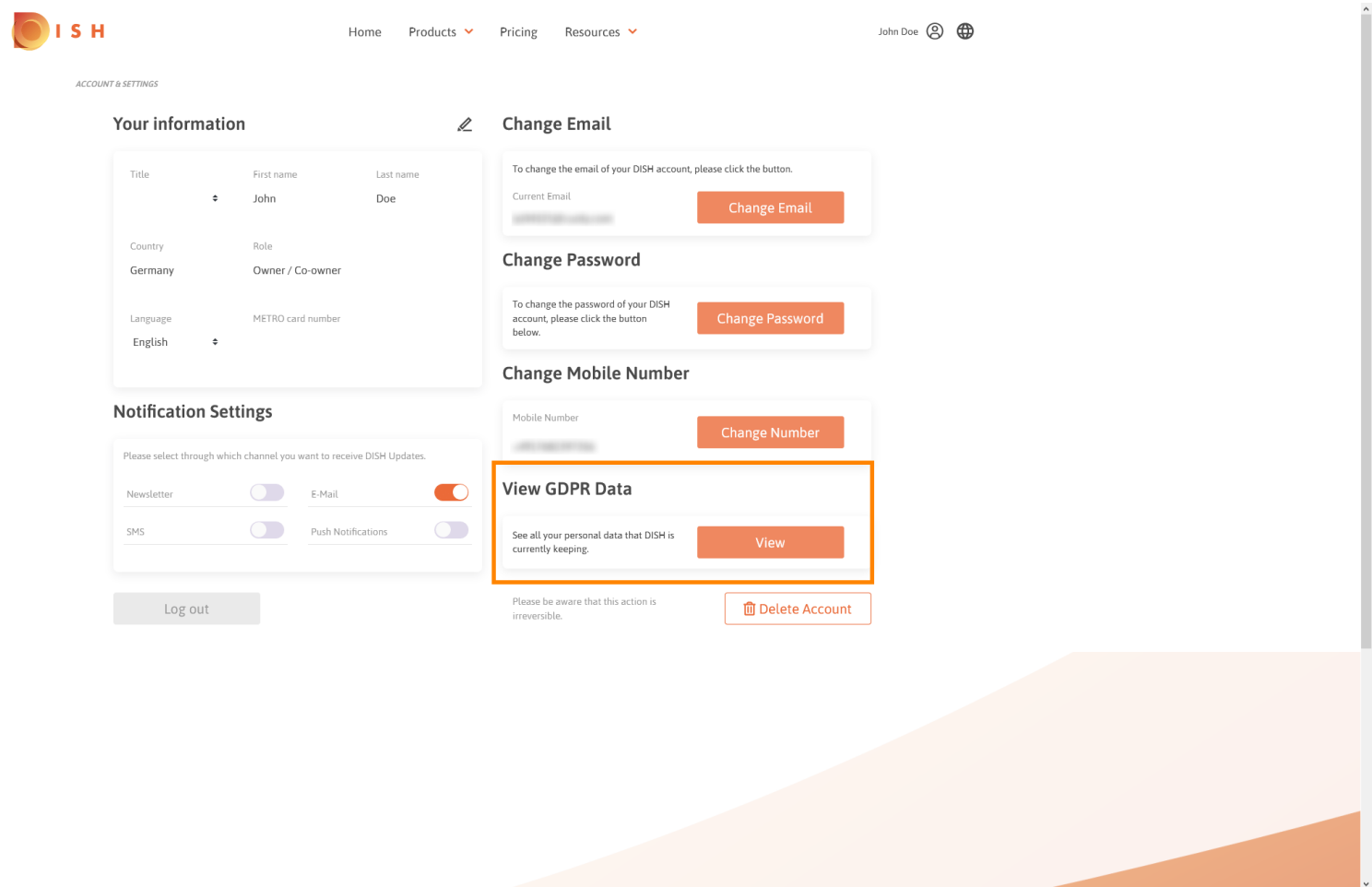
The screenshot shows the DISH account settings page. The navigation bar includes the DISH logo, a user profile icon for 'John Doe', and a globe icon. The main content area is titled 'ACCOUNT & SETTINGS' and contains several sections:

- Your information**: A table with fields for Title, First name (John), Last name (Doe), Country (Germany), Role (Owner / Co-owner), Language (English), and METRO card number.
- Notification Settings**: A section with four toggle switches: Newsletter (off), E-Mail (on), SMS (off), and Push Notifications (off).
- Change Email**: A section with a 'Current Email' field and a 'Change Email' button.
- Change Password**: A section with a 'Change Password' button.
- Change Mobile Number**: A section with a 'Mobile Number' field and a 'Change Number' button, which is highlighted with an orange border.
- View GDPR Data**: A section with a 'View' button.
- Delete Account**: A button with a trash icon and the text 'Delete Account'.

A 'Log out' button is located at the bottom left of the settings area. A warning message at the bottom right states: 'Please be aware that this action is irreversible.'



Om al uw persoonlijke gegevens te zien die DISH momenteel bijhoudt, klik op **bekijken**. Opmerking: een download met die informatie wordt automatisch gestart.



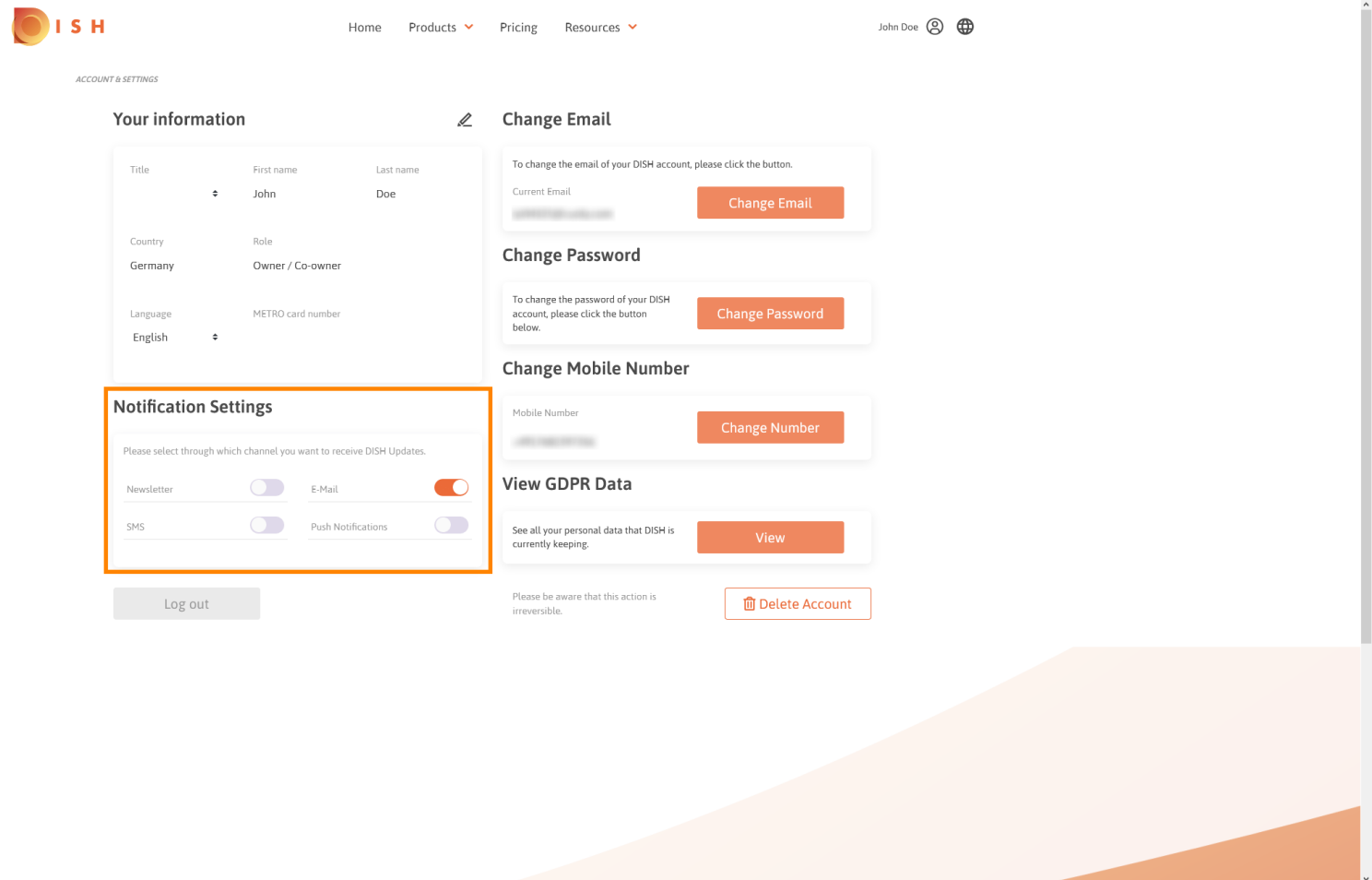
The screenshot shows the DISH account settings page. The navigation bar includes the DISH logo, Home, Products, Pricing, Resources, and the user name John Doe. The main content area is titled 'ACCOUNT & SETTINGS' and is divided into several sections:

- Your information**: A table with fields for Title, First name (John), Last name (Doe), Country (Germany), Role (Owner / Co-owner), Language (English), and METRO card number.
- Change Email**: A section with a 'Change Email' button.
- Change Password**: A section with a 'Change Password' button.
- Change Mobile Number**: A section with a 'Change Number' button.
- Notification Settings**: A section with four toggle switches: Newsletter (off), E-Mail (on), SMS (off), and Push Notifications (off).
- View GDPR Data**: A section with a 'View' button, which is highlighted with an orange border in the image.
- Delete Account**: A section with a 'Delete Account' button.

A 'Log out' button is located at the bottom left of the settings area.



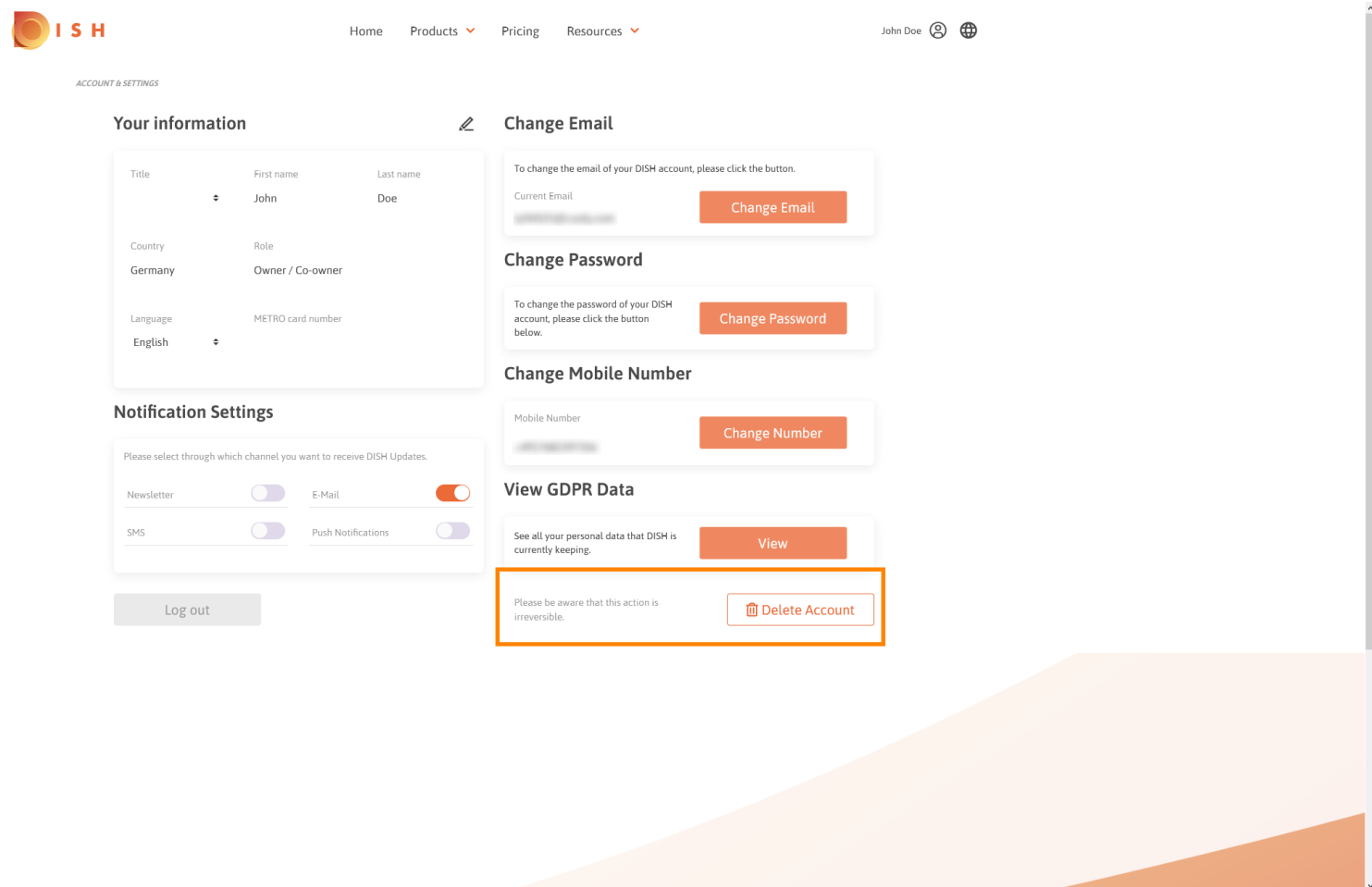
Om de meldingsinstellingen aan te passen, klikt u op de respectievelijke **shift-knop**.



The screenshot shows the DISH account settings page. The navigation bar at the top includes the DISH logo, a user profile icon for 'John Doe', and menu items for 'Home', 'Products', 'Pricing', and 'Resources'. The main content area is titled 'ACCOUNT & SETTINGS' and is divided into two columns. The left column contains 'Your information' (with fields for Title, First name, Last name, Country, Role, Language, and METRO card number) and 'Notification Settings' (highlighted with an orange border). The 'Notification Settings' section has a heading and a sub-heading, followed by four toggle switches: 'Newsletter' (off), 'E-Mail' (on), 'SMS' (off), and 'Push Notifications' (off). Below this is a 'Log out' button. The right column contains 'Change Email', 'Change Password', 'Change Mobile Number', and 'View GDPR Data' sections, each with a 'Change' or 'View' button. At the bottom right, there is a 'Delete Account' button with a warning message: 'Please be aware that this action is irreversible.'



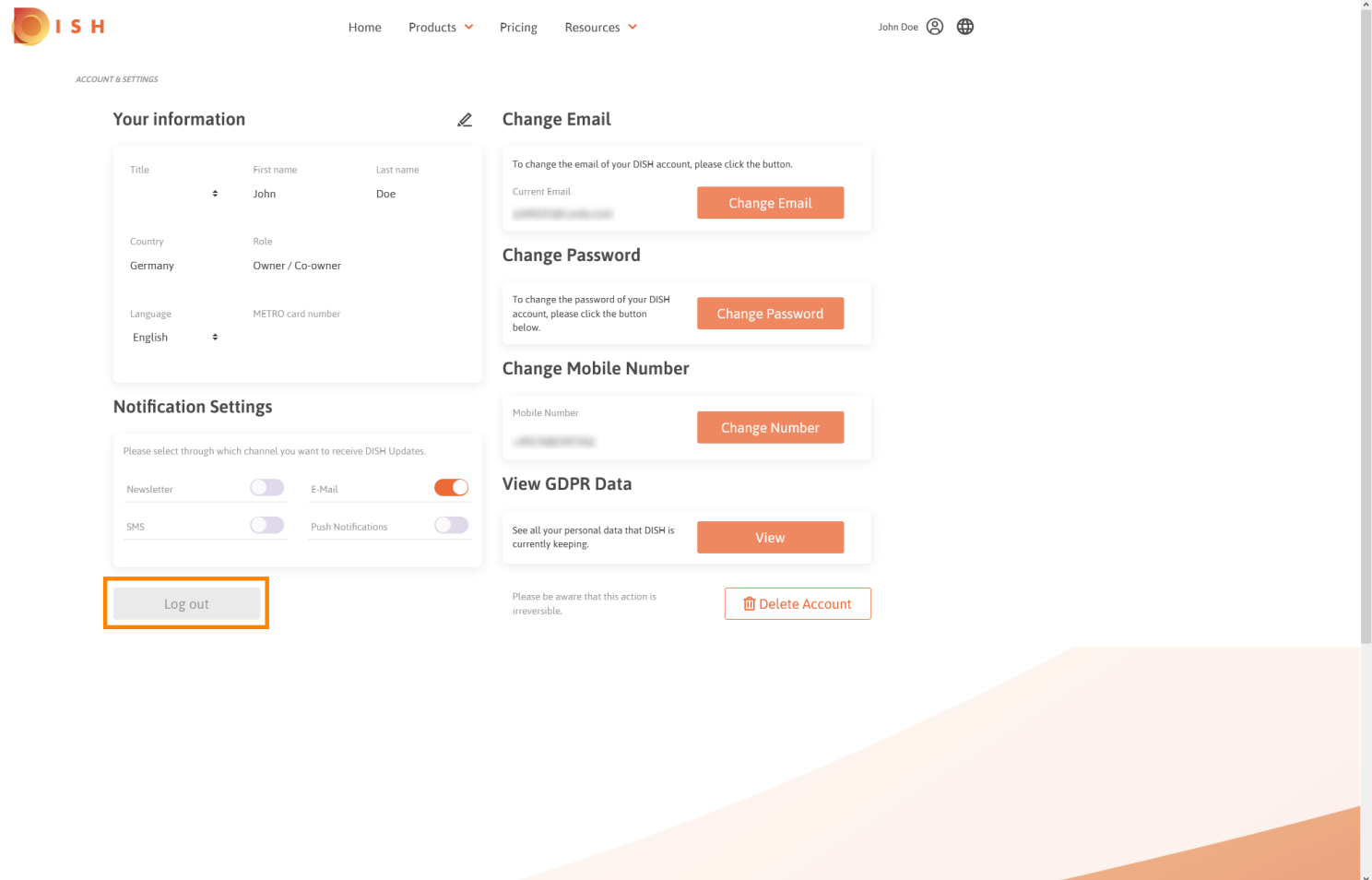
U kunt ook uw DISH-account **verwijderen** door op **account verwijderen te** klikken . Opmerking: voordat het account permanent wordt verwijderd, moet u twee beveiligingsstappen volgen. Deze actie is onomkeerbaar.



The screenshot shows the DISH account settings page. The navigation bar includes the DISH logo, Home, Products, Pricing, Resources, and a user profile for John Doe. The main content area is titled 'ACCOUNT & SETTINGS' and is divided into several sections:

- Your information:** A table with fields for Title, First name (John), Last name (Doe), Country (Germany), Role (Owner / Co-owner), Language (English), and METRO card number.
- Notification Settings:** A section with a heading 'Please select through which channel you want to receive DISH Updates.' and four toggle switches: Newsletter (off), E-Mail (on), SMS (off), and Push Notifications (off).
- Change Email:** A section with a heading 'To change the email of your DISH account, please click the button.' and a 'Change Email' button.
- Change Password:** A section with a heading 'To change the password of your DISH account, please click the button below.' and a 'Change Password' button.
- Change Mobile Number:** A section with a heading 'Mobile Number' and a 'Change Number' button.
- View GDPR Data:** A section with a heading 'See all your personal data that DISH is currently keeping.' and a 'View' button.
- Delete Account:** A section with a heading 'Please be aware that this action is irreversible.' and a 'Delete Account' button, which is highlighted with an orange border in the screenshot.

Als je klaar bent met DISH klik je op **uitloggen** om je sessie te verlaten.



The screenshot shows the DISH account settings page. The navigation bar includes the DISH logo, Home, Products, Pricing, Resources, and the user name John Doe. The page title is "ACCOUNT & SETTINGS". The main content is divided into two columns. The left column contains "Your information" (Title, First name: John, Last name: Doe, Country: Germany, Role: Owner / Co-owner, Language: English, METRO card number), "Notification Settings" (Newsletter, E-Mail, SMS, Push Notifications), and a "Log out" button highlighted with an orange border. The right column contains "Change Email" (Current Email, Change Email button), "Change Password" (Change Password button), "Change Mobile Number" (Mobile Number, Change Number button), "View GDPR Data" (View button), and "Delete Account" (Delete Account button).