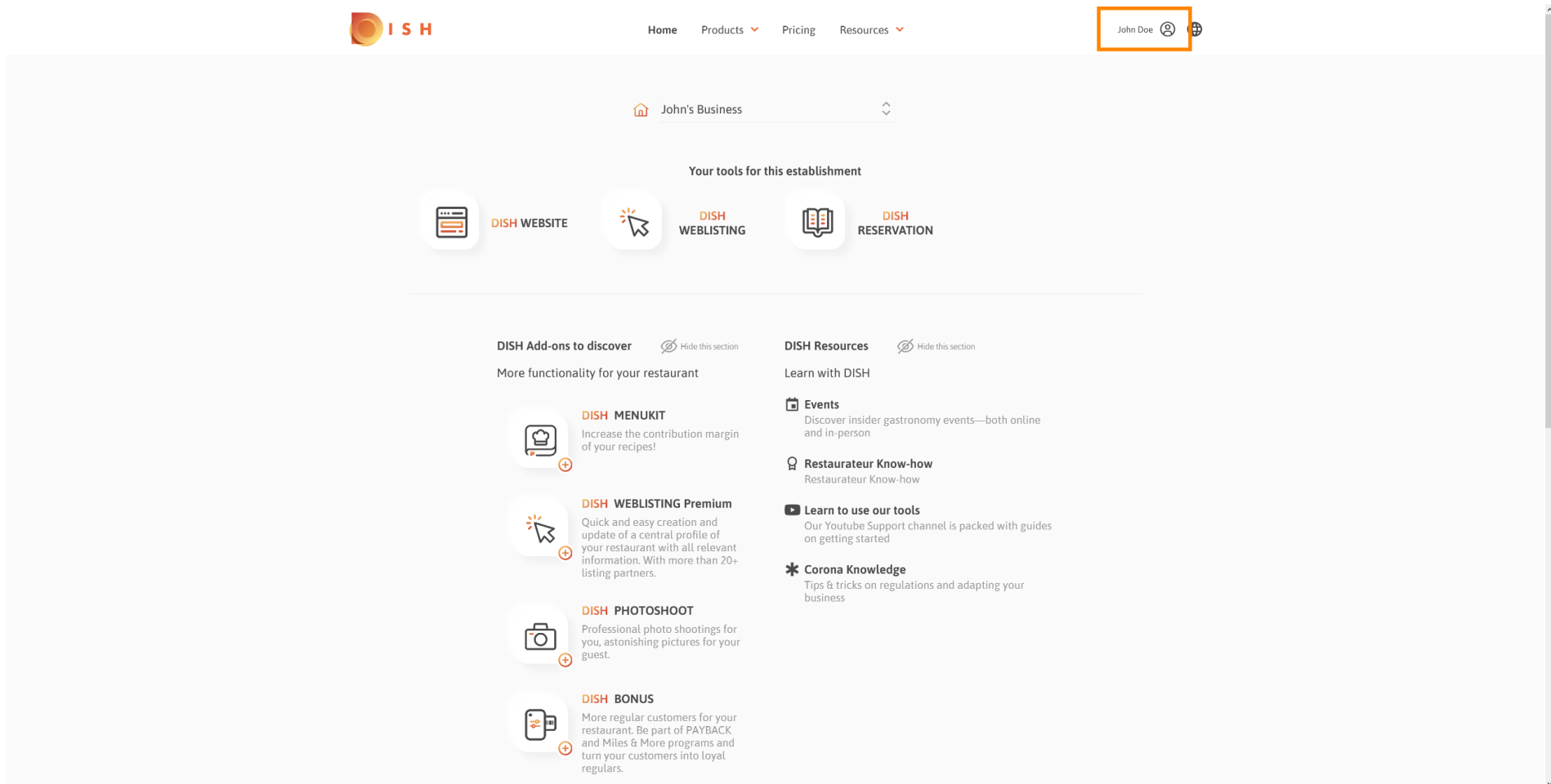


Depois de fazer login em sua conta DISH, clique no **ícone do seu perfil**.



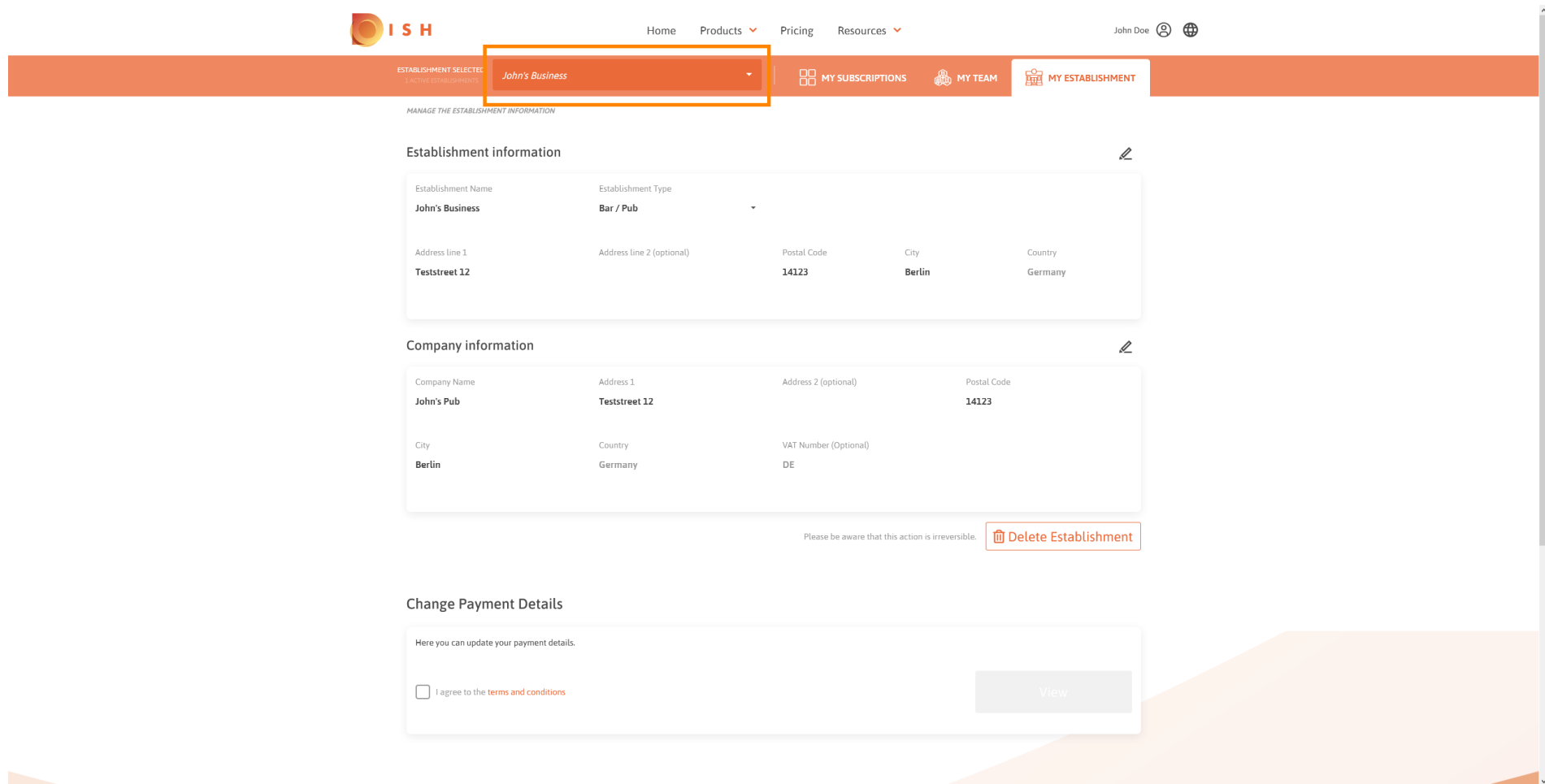
The screenshot displays the DISH user interface. At the top left is the DISH logo. The navigation menu includes Home, Products, Pricing, and Resources. In the top right corner, the user's name "John Doe" is displayed next to a profile icon, which is highlighted with an orange box. Below the navigation is a breadcrumb trail for "John's Business". The main content area is titled "Your tools for this establishment" and features three icons: DISH WEBSITE, DISH WEBLISTING, and DISH RESERVATION. Below this, there are two sections: "DISH Add-ons to discover" and "DISH Resources". The "DISH Add-ons to discover" section lists four items: DISH MENUKIT, DISH WEBLISTING Premium, DISH PHOTOSHOOT, and DISH BONUS. The "DISH Resources" section lists three items: Events, Restaurateur Know-how, and Learn to use our tools. The Corona Knowledge section is also visible.

Clique em **meus estabelecimentos** para abrir as configurações.

The screenshot displays the ISH user interface for a user named John Doe. The navigation bar includes 'Home', 'Products', 'Pricing', and 'Resources'. The user's name and profile icon are in the top right. A dropdown menu is open, showing 'Account & Settings' and 'My Establishments' (highlighted with an orange box). Below the navigation, the user's business name 'John's Business' is shown. A section titled 'Your tools for this establishment' features three icons: 'DISH WEBSITE', 'DISH WEBLISTING', and 'DISH RESERVATION'. The main content area is divided into two columns: 'DISH Add-ons to discover' and 'DISH Resources'. The 'Add-ons' section lists 'DISH MENUKIT', 'DISH WEBLISTING Premium', 'DISH PHOTOSHOOT', and 'DISH BONUS'. The 'Resources' section lists 'Events', 'Restaurateur Know-how', 'Learn to use our tools', and 'Corona Knowledge'.



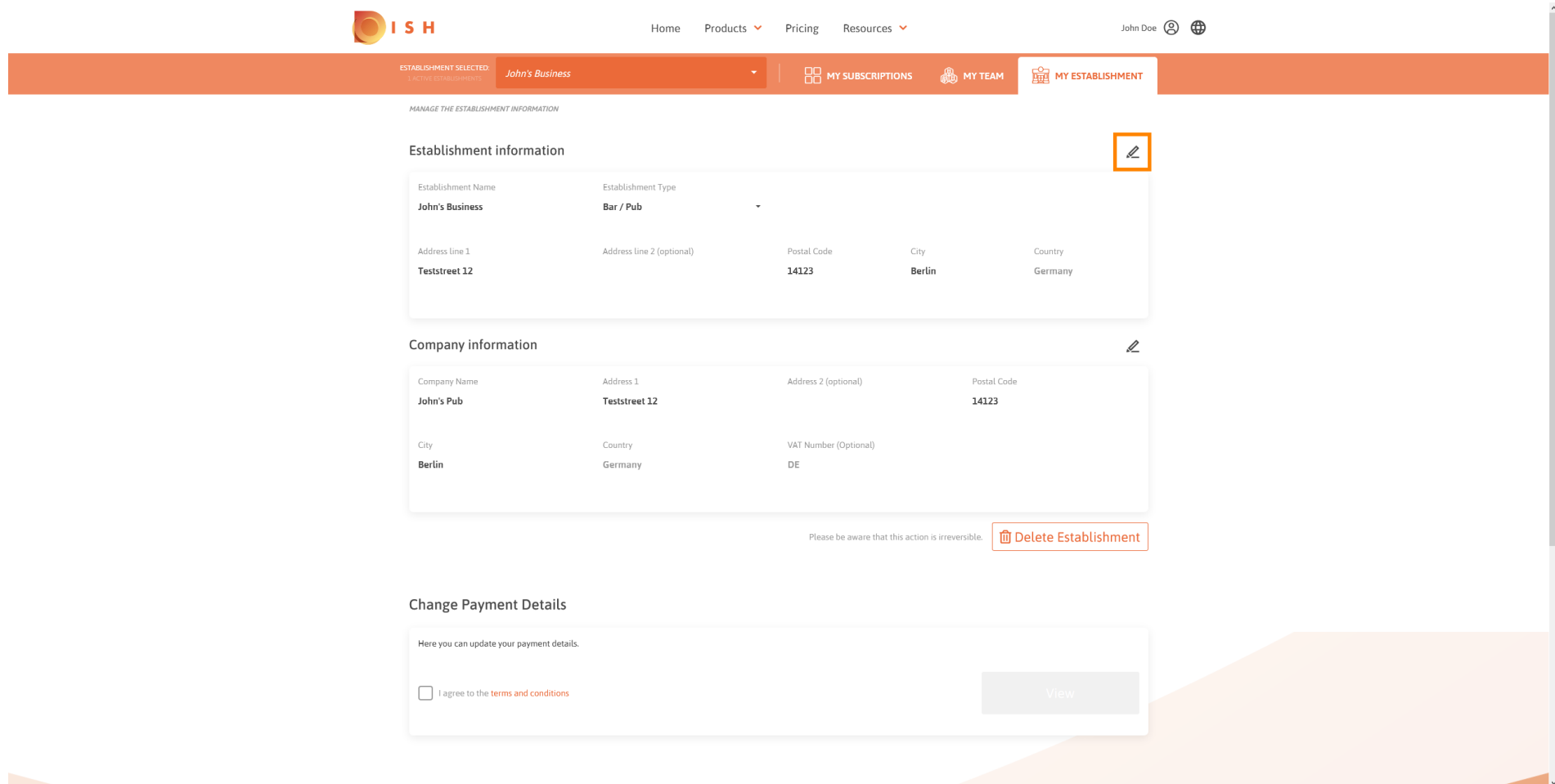
Clique no **menu suspenso** para selecionar um dos seus estabelecimentos. Nota: Ao clicar em adicionar estabelecimento, você adiciona outro estabelecimento à sua conta.



The screenshot displays the PRATO user interface. At the top, there is a navigation bar with the ISH logo, a user profile for 'John Doe', and a globe icon. Below this is a secondary navigation bar with a dropdown menu for 'ESTABLISHMENT SELECTED' currently showing 'John's Business'. Other options in this bar include 'MY SUBSCRIPTIONS', 'MY TEAM', and 'MY ESTABLISHMENT'. The main content area is titled 'MANAGE THE ESTABLISHMENT INFORMATION' and contains two sections: 'Establishment information' and 'Company information'. The 'Establishment information' section shows details for 'John's Business', including its name, type ('Bar / Pub'), address ('Teststreet 12'), postal code ('14123'), city ('Berlin'), and country ('Germany'). The 'Company information' section shows details for 'John's Pub', including its name, address ('Teststreet 12'), postal code ('14123'), city ('Berlin'), country ('Germany'), and VAT number ('DE'). A 'Delete Establishment' button is visible at the bottom of the company information section. At the bottom of the page, there is a 'Change Payment Details' section with a checkbox for 'I agree to the terms and conditions' and a 'View' button.



Para editar informações sobre o estabelecimento clique no ícone de lápis .



The screenshot displays the IISH user interface for managing establishment information. The top navigation bar includes the IISH logo, a user profile for John Doe, and menu items for Home, Products, Pricing, and Resources. Below this, a secondary navigation bar shows 'ESTABLISHMENT SELECTED: John's Business' and tabs for 'MY SUBSCRIPTIONS', 'MY TEAM', and 'MY ESTABLISHMENT'. The main content area is titled 'MANAGE THE ESTABLISHMENT INFORMATION' and contains two primary sections: 'Establishment information' and 'Company information'. The 'Establishment information' section includes fields for Establishment Name (John's Business), Establishment Type (Bar / Pub), Address Line 1 (Teststreet 12), Address Line 2 (optional), Postal Code (14123), City (Berlin), and Country (Germany). A pencil icon is highlighted with a red box, indicating the edit function. The 'Company information' section includes fields for Company Name (John's Pub), Address 1 (Teststreet 12), Address 2 (optional), Postal Code (14123), City (Berlin), Country (Germany), and VAT Number (Optional) (DE). A 'Delete Establishment' button is located below this section. At the bottom, there is a 'Change Payment Details' section with a checkbox for 'I agree to the terms and conditions' and a 'View' button.

Establishment Name	Establishment Type
John's Business	Bar / Pub

Address line 1	Address line 2 (optional)	Postal Code	City	Country
Teststreet 12		14123	Berlin	Germany

Company Name	Address 1	Address 2 (optional)	Postal Code
John's Pub	Teststreet 12		14123

City	Country	VAT Number (Optional)
Berlin	Germany	DE

Please be aware that this action is irreversible. [Delete Establishment](#)

**Change Payment Details**

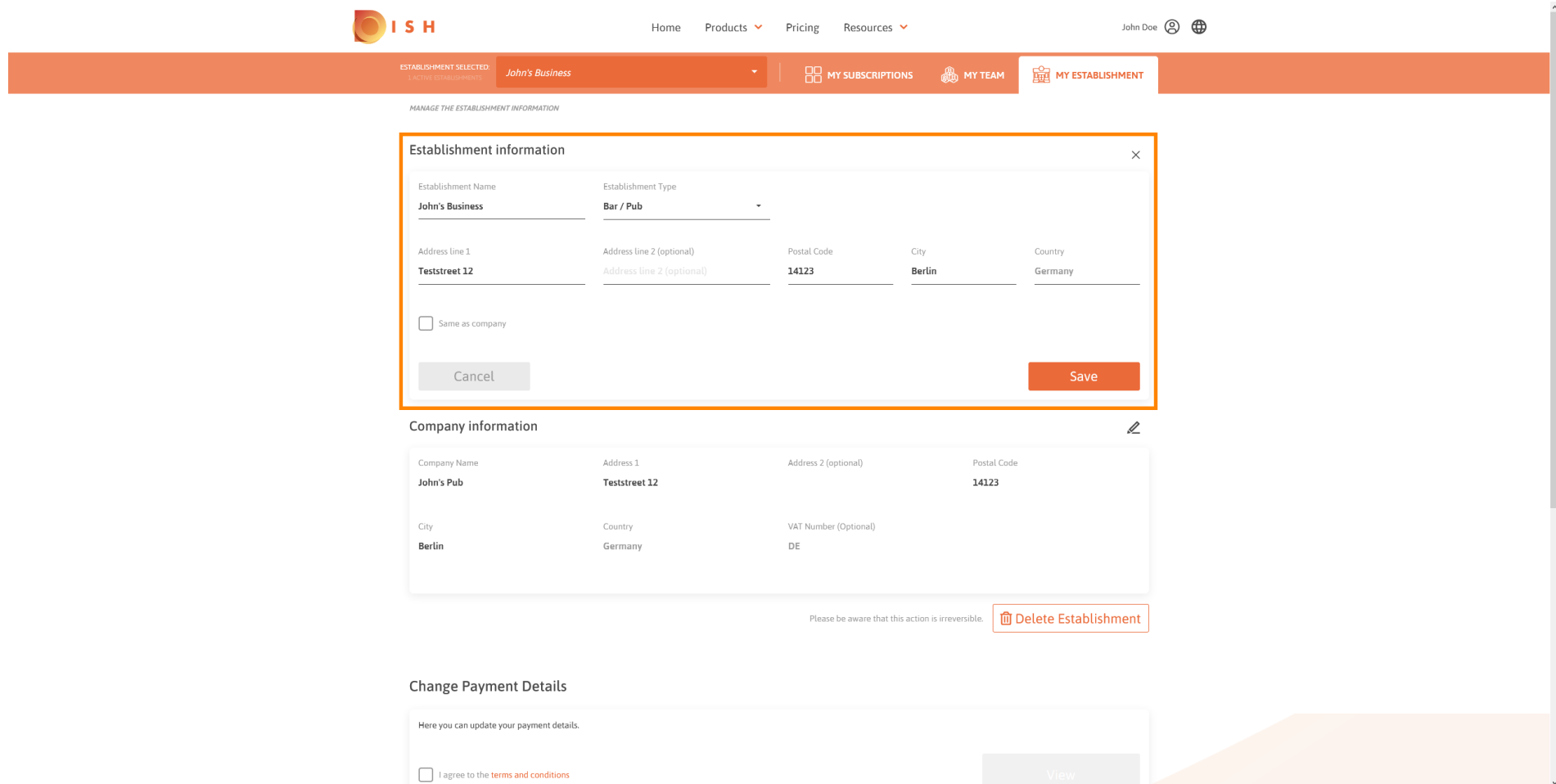
Here you can update your payment details.

I agree to the [terms and conditions](#)

[View](#)



Depois de clicar no ícone de lápis, você pode editar as informações do estabelecimento.



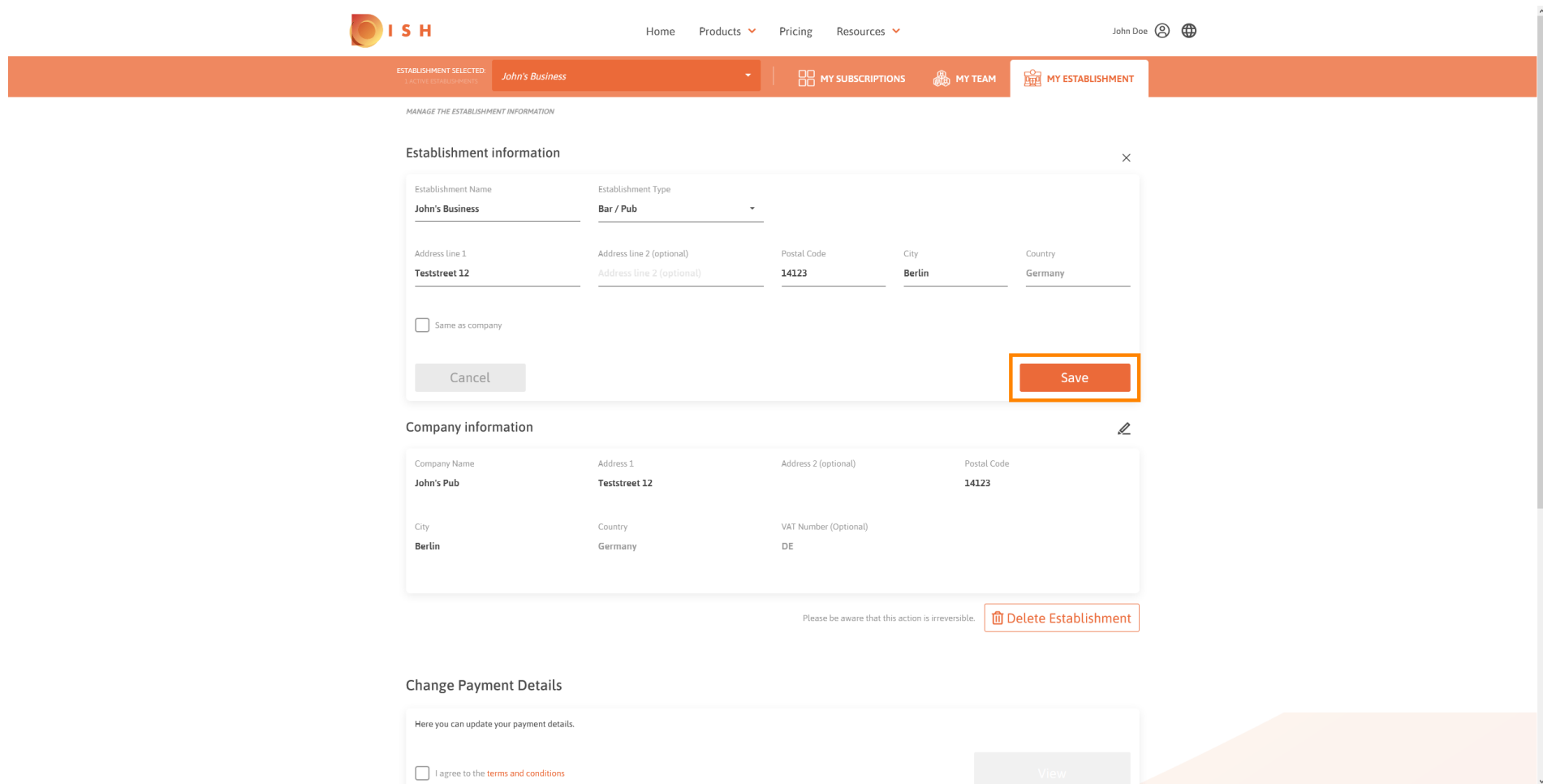
The screenshot displays the PRATO web application interface. At the top, there is a navigation bar with the ISH logo, user name 'John Doe', and a globe icon. Below this is a secondary navigation bar with 'ESTABLISHMENT SELECTED: John's Business' and tabs for 'MY SUBSCRIPTIONS', 'MY TEAM', and 'MY ESTABLISHMENT'. The main content area is titled 'MANAGE THE ESTABLISHMENT INFORMATION'. A modal window titled 'Establishment information' is open, containing the following fields:

Establishment Name	Establishment Type	Address line 1	Address line 2 (optional)	Postal Code	City	Country
John's Business	Bar / Pub	Teststreet 12	Address line 2 (optional)	14123	Berlin	Germany

Below the form, there is a checkbox for 'Same as company' and two buttons: 'Cancel' and 'Save'. Below the modal, there is a 'Company information' section with a pencil icon, containing fields for Company Name, Address 1, Address 2 (optional), Postal Code, City, Country, and VAT Number (Optional). A warning message states 'Please be aware that this action is irreversible.' followed by a 'Delete Establishment' button. At the bottom, there is a 'Change Payment Details' section with a 'View' button and a checkbox for 'I agree to the terms and conditions'.



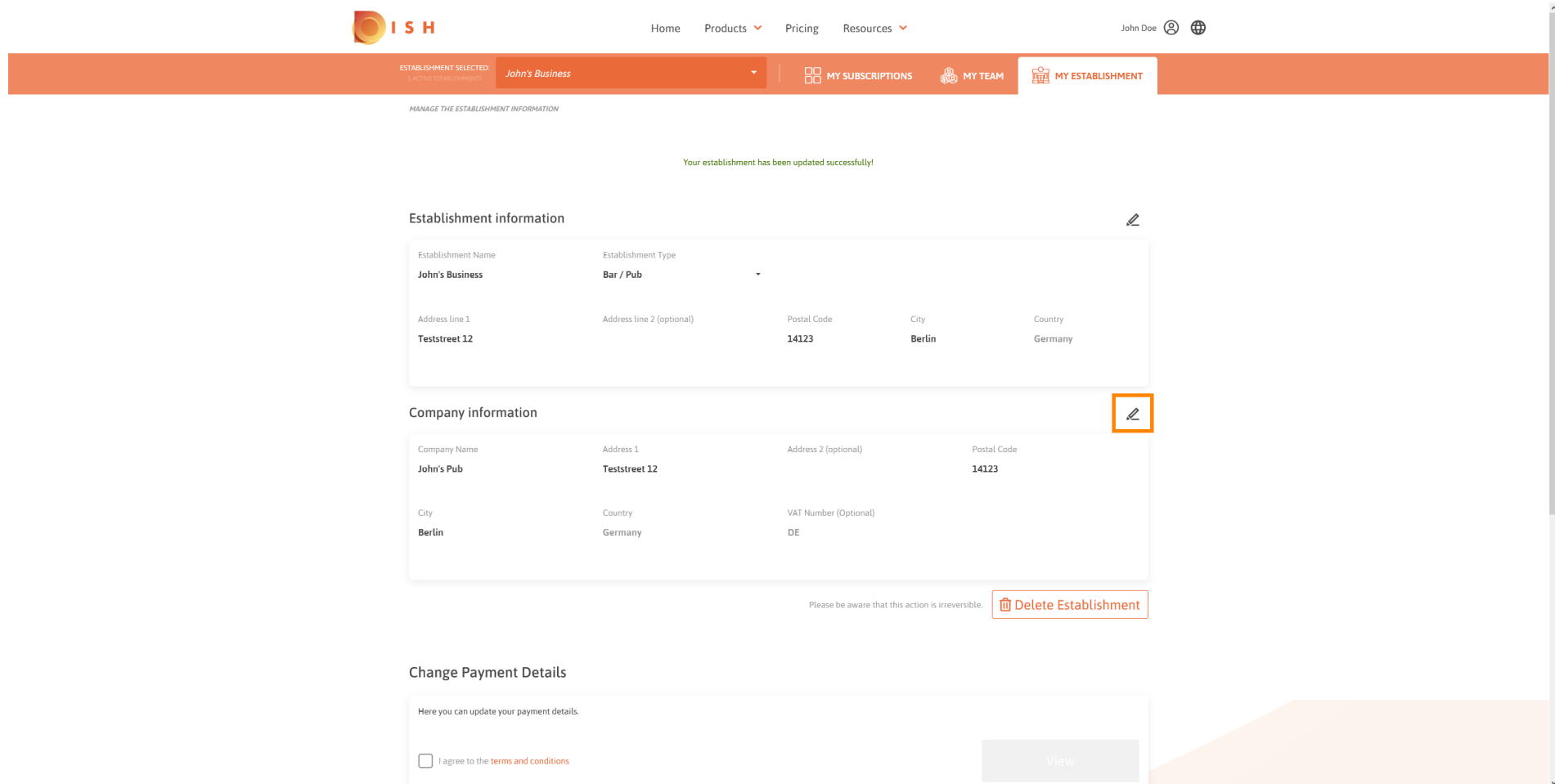
Para aplicar as alterações, clique em **Salvar**. Nota: Se você não fez alterações, clique em cancelar ou no ícone x.



The screenshot displays the PRATO web interface for editing establishment information. The top navigation bar includes the ISH logo, user name 'John Doe', and menu items like 'Home', 'Products', 'Pricing', and 'Resources'. Below this, a secondary bar shows 'ESTABLISHMENT SELECTED: John's Business' and navigation options for 'MY SUBSCRIPTIONS', 'MY TEAM', and 'MY ESTABLISHMENT'. The main content area is titled 'MANAGE THE ESTABLISHMENT INFORMATION' and contains three sections: 'Establishment information', 'Company information', and 'Change Payment Details'. The 'Establishment information' form includes fields for 'Establishment Name' (John's Business), 'Establishment Type' (Bar / Pub), 'Address line 1' (Teststreet 12), 'Address line 2 (optional)', 'Postal Code' (14123), 'City' (Berlin), and 'Country' (Germany). A 'Same as company' checkbox is present. The 'Save' button is highlighted with an orange border. The 'Company information' section shows 'Company Name' (John's Pub), 'Address 1' (Teststreet 12), 'Address 2 (optional)', 'Postal Code' (14123), 'City' (Berlin), 'Country' (Germany), and 'VAT Number (Optional)' (DE). A 'Delete Establishment' button is visible with a warning message. The 'Change Payment Details' section has a 'View' button and a checkbox for 'I agree to the terms and conditions'.



Para editar as informações da empresa, clique no ícone de lápis inferior .



ISH Home Products Pricing Resources John Doe

ESTABLISHMENT SELECTED: **John's Business** 1 ACTIVE ESTABLISHMENTS

MY SUBSCRIPTIONS MY TEAM MY ESTABLISHMENT

MANAGE THE ESTABLISHMENT INFORMATION

Your establishment has been updated successfully!

### Establishment information

Establishment Name	Establishment Type			
<b>John's Business</b>	<b>Bar / Pub</b>			
Address line 1	Address line 2 (optional)	Postal Code	City	Country
<b>Teststreet 12</b>		<b>14123</b>	<b>Berlin</b>	<b>Germany</b>

### Company information

Company Name	Address 1	Address 2 (optional)	Postal Code
<b>John's Pub</b>	<b>Teststreet 12</b>		<b>14123</b>
City	Country	VAT Number (Optional)	
<b>Berlin</b>	<b>Germany</b>	<b>DE</b>	

Please be aware that this action is irreversible. [Delete Establishment](#)

### Change Payment Details

Here you can update your payment details.

I agree to the [terms and conditions](#)

View



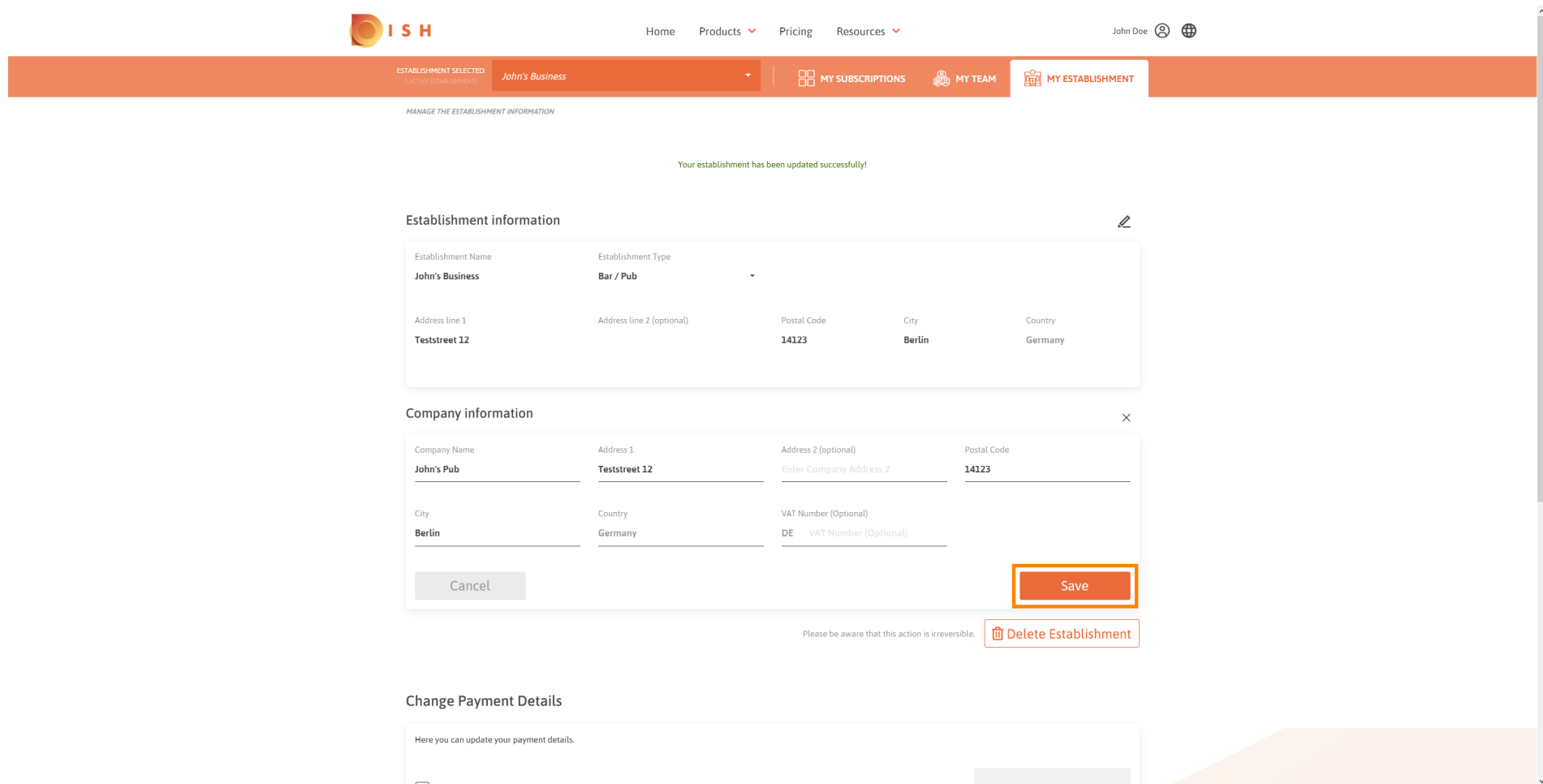
Depois de clicar no ícone de lápis, você pode editar as informações da empresa.

The screenshot displays the PRATO web application interface. At the top, there is a navigation bar with the ISH logo, a user profile for 'John Doe', and menu items for 'Home', 'Products', 'Pricing', and 'Resources'. Below this is a secondary navigation bar with 'ESTABLISHMENT SELECTED: John's Business' and buttons for 'MY SUBSCRIPTIONS', 'MY TEAM', and 'MY ESTABLISHMENT'. The main content area shows a success message: 'Your establishment has been updated successfully!'. Below this is the 'Establishment information' section, which includes a pencil icon for editing. The form contains fields for 'Establishment Name' (John's Business), 'Establishment Type' (Bar / Pub), 'Address line 1' (Teststreet 12), 'Address line 2 (optional)', 'Postal Code' (14123), 'City' (Berlin), and 'Country' (Germany). A modal window titled 'Company information' is open, containing fields for 'Company Name' (John's Pub), 'Address 1' (Teststreet 12), 'Address 2 (optional)' (Enter Company Address 2), 'Postal Code' (14123), 'City' (Berlin), 'Country' (Germany), and 'VAT Number (Optional)'. The modal has 'Cancel' and 'Save' buttons. Below the modal, there is a warning: 'Please be aware that this action is irreversible.' and a 'Delete Establishment' button. At the bottom, there is a 'Change Payment Details' section with a placeholder text: 'Here you can update your payment details.'





Para aplicar as alterações, clique em **Salvar**. Nota: Se você não fez alterações, clique em cancelar ou no ícone x.



ISH Home Products Pricing Resources John Doe

ESTABLISHMENT SELECTED: **John's Business** MY SUBSCRIPTIONS MY TEAM MY ESTABLISHMENT

MANAGE THE ESTABLISHMENT INFORMATION

Your establishment has been updated successfully!

### Establishment information

Establishment Name	Establishment Type			
John's Business	Bar / Pub			
Address Line 1	Address Line 2 (optional)	Postal Code	City	Country
Teststreet 12		14123	Berlin	Germany

### Company information

Company Name	Address 1	Address 2 (optional)	Postal Code
John's Pub	Teststreet 12	Enter Company Address 2	14123
City	Country	VAT Number (Optional)	
Berlin	Germany	DE VAT Number (Optional)	

Cancel Save

Please be aware that this action is irreversible. Delete Establishment

### Change Payment Details

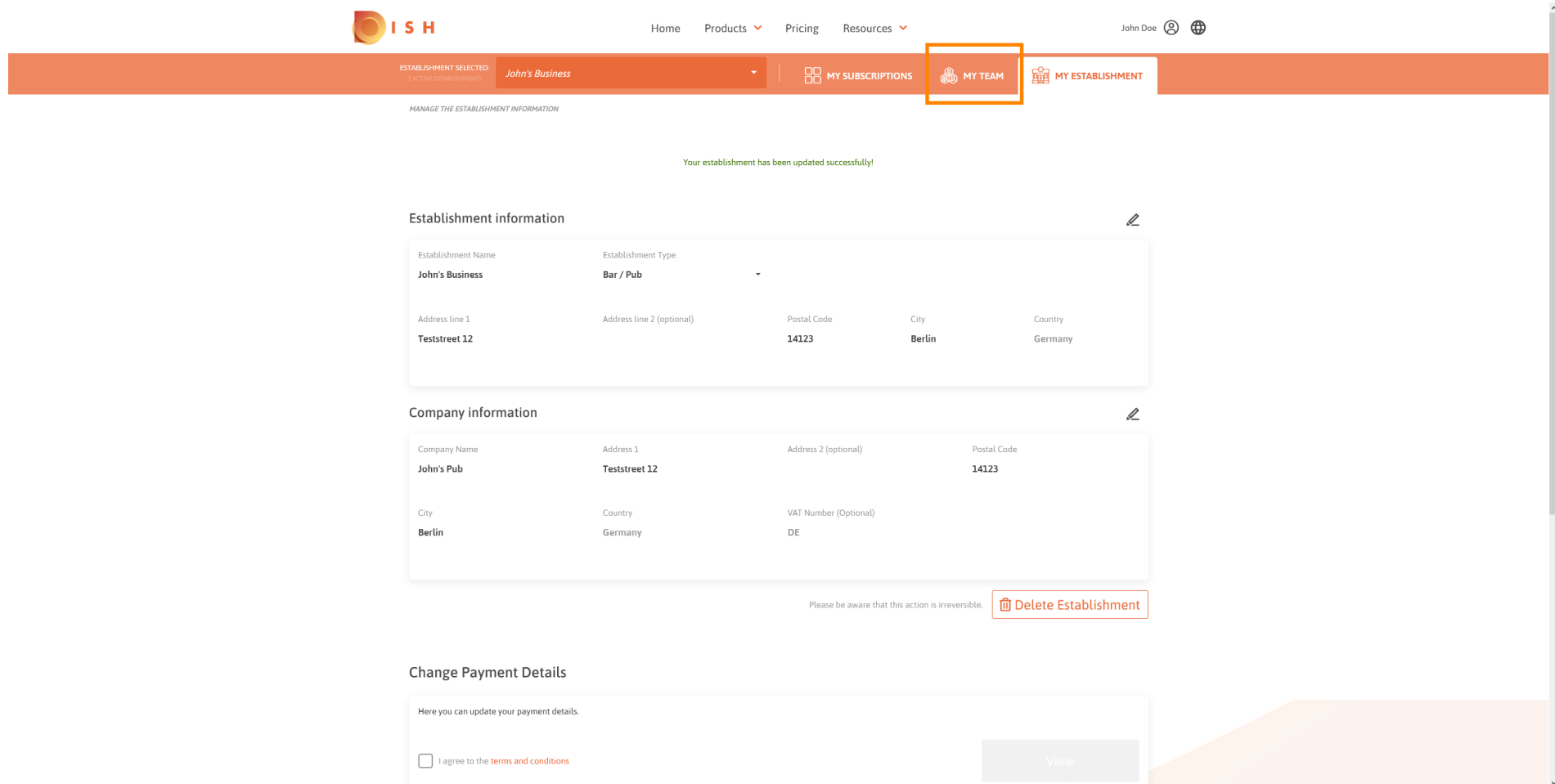
Here you can update your payment details.



Para deletar o estabelecimento clique em **deletar estabelecimento** . Nota: Antes que o estabelecimento seja excluído permanentemente, você deve seguir duas etapas de segurança. Esta ação é irreversível.

The screenshot displays the IISH user interface for managing an establishment. At the top, there is a navigation bar with the IISH logo, a user profile for 'John Doe', and a globe icon. Below this is a secondary navigation bar with 'ESTABLISHMENT SELECTED: John's Business' and tabs for 'MY SUBSCRIPTIONS', 'MY TEAM', and 'MY ESTABLISHMENT'. The main content area shows a success message: 'Your establishment has been updated successfully!'. Below this is the 'Establishment information' section, which includes fields for Establishment Name (John's Business), Establishment Type (Bar / Pub), Address line 1 (Teststreet 12), Address line 2 (optional), Postal Code (14123), City (Berlin), and Country (Germany). The 'Company information' section is also visible, with fields for Company Name (John's Pub), Address 1 (Teststreet 12), Address 2 (optional), Postal Code (14123), City (Berlin), Country (Germany), and VAT Number (Optional). At the bottom of the company information section, there is a 'Cancel' button, a 'Save' button, and a 'Delete Establishment' button highlighted with an orange border. A warning message states: 'Please be aware that this action is irreversible!'. Below the company information section is the 'Change Payment Details' section, which contains a text area for updating payment details.

Para editar informações sobre funcionários, clique em **minha equipe**.



The screenshot shows the PRATO web application interface. At the top, there is a navigation bar with the ISH logo, a user profile for 'John Doe', and a globe icon. Below this is a secondary navigation bar with the following items: 'ESTABLISHMENT SELECTED: John's Business', 'MY SUBSCRIPTIONS', 'MY TEAM' (highlighted with an orange box), and 'MY ESTABLISHMENT'. Below the navigation bar, a message states 'Your establishment has been updated successfully!'. The main content area is divided into three sections: 'Establishment information', 'Company information', and 'Change Payment Details'. The 'Establishment information' section contains a table with the following data:

Establishment Name	Establishment Type	Address line 1	Address line 2 (optional)	Postal Code	City	Country
John's Business	Bar / Pub	Teststreet 12		14123	Berlin	Germany

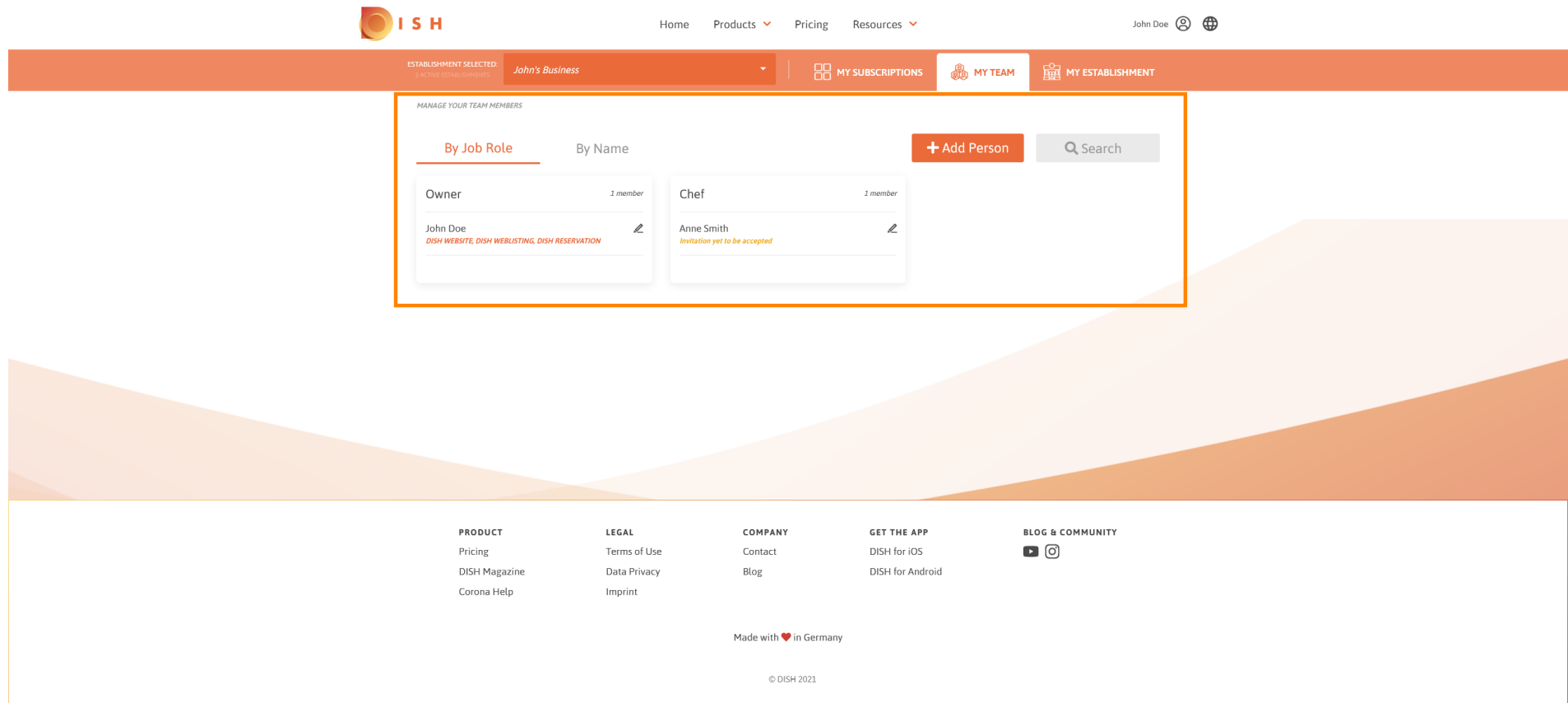
The 'Company information' section contains a table with the following data:

Company Name	Address 1	Address 2 (optional)	Postal Code	City	Country	VAT Number (Optional)
John's Pub	Teststreet 12		14123	Berlin	Germany	DE

Below the company information table, there is a warning message: 'Please be aware that this action is irreversible.' and a button labeled 'Delete Establishment'. The 'Change Payment Details' section contains a checkbox labeled 'I agree to the terms and conditions' and a 'View' button.



No painel da minha equipe você pode editar informações sobre os funcionários.



ISH

Home Products Pricing Resources John Doe

ESTABLISHMENT SELECTED: John's Business

MY SUBSCRIPTIONS MY TEAM MY ESTABLISHMENT

MANAGE YOUR TEAM MEMBERS

By Job Role By Name + Add Person Search

**Owner** 1 member

John Doe  
DISH WEBSITE, DISH WEBLISTING, DISH RESERVATION

**Chef** 1 member

Anne Smith  
Invitation yet to be accepted

**PRODUCT**  
Pricing  
DISH Magazine  
Corona Help

**LEGAL**  
Terms of Use  
Data Privacy  
Imprint

**COMPANY**  
Contact  
Blog

**GET THE APP**  
DISH for iOS  
DISH for Android

**BLOG & COMMUNITY**

Made with ❤️ in Germany

© DISH 2021

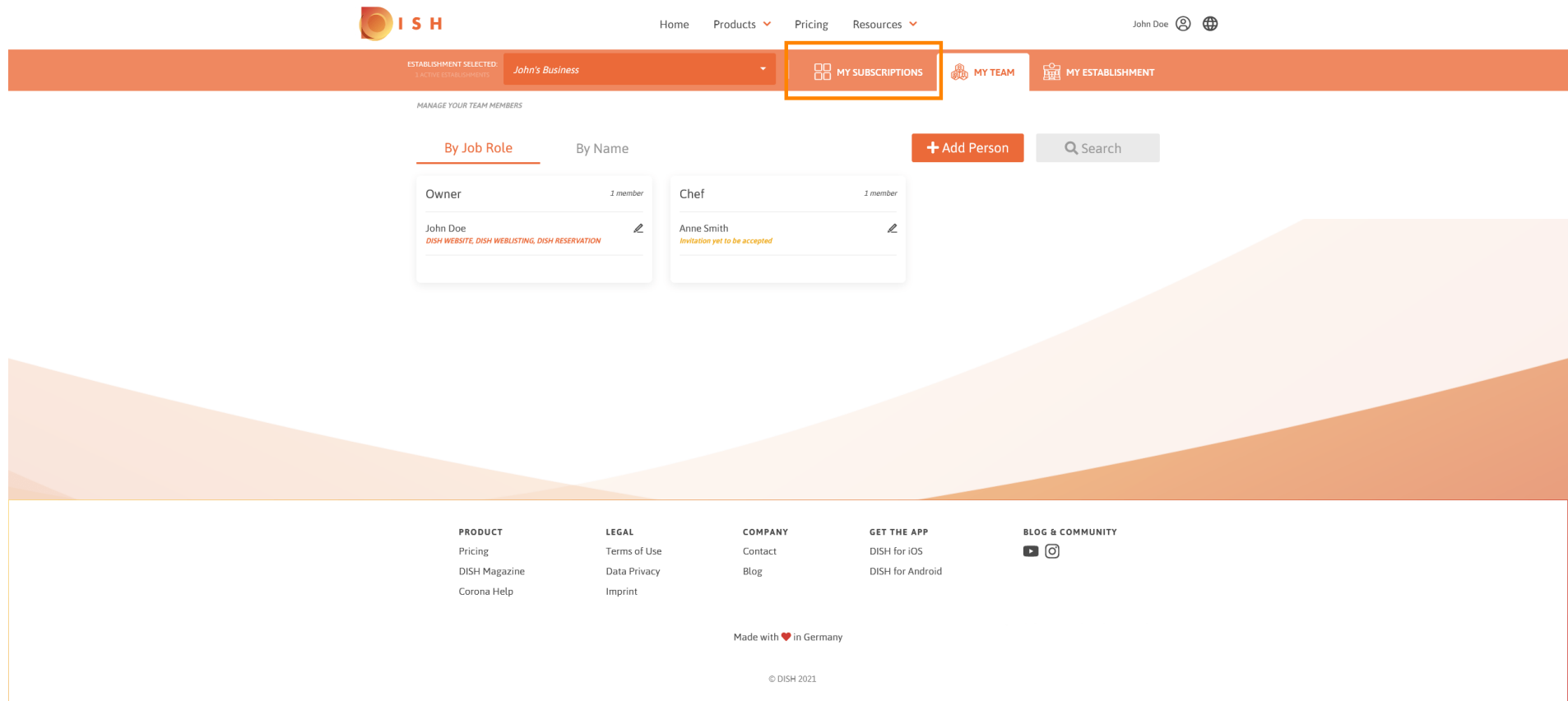


Para editar as informações, clique no ícone do lápis .

The screenshot displays the ISH user interface for managing team members. At the top, there is a navigation bar with the ISH logo, a user profile for 'John Doe', and a globe icon. Below this is a secondary navigation bar with 'ESTABLISHMENT SELECTED: John's Business' and tabs for 'MY SUBSCRIPTIONS', 'MY TEAM', and 'MY ESTABLISHMENT'. The main content area is titled 'MANAGE YOUR TEAM MEMBERS' and features two tabs: 'By Job Role' (selected) and 'By Name'. There are '+ Add Person' and 'Search' buttons. Two member cards are shown: 'Owner' (John Doe) and 'Chef' (Anne Smith). The edit icon (pencil) on the Chef card is highlighted with an orange box. The footer contains links for 'PRODUCT', 'LEGAL', 'COMPANY', 'GET THE APP', and 'BLOG & COMMUNITY', along with a 'Made with ❤️ in Germany' message and a copyright notice '© DISH 2021'.



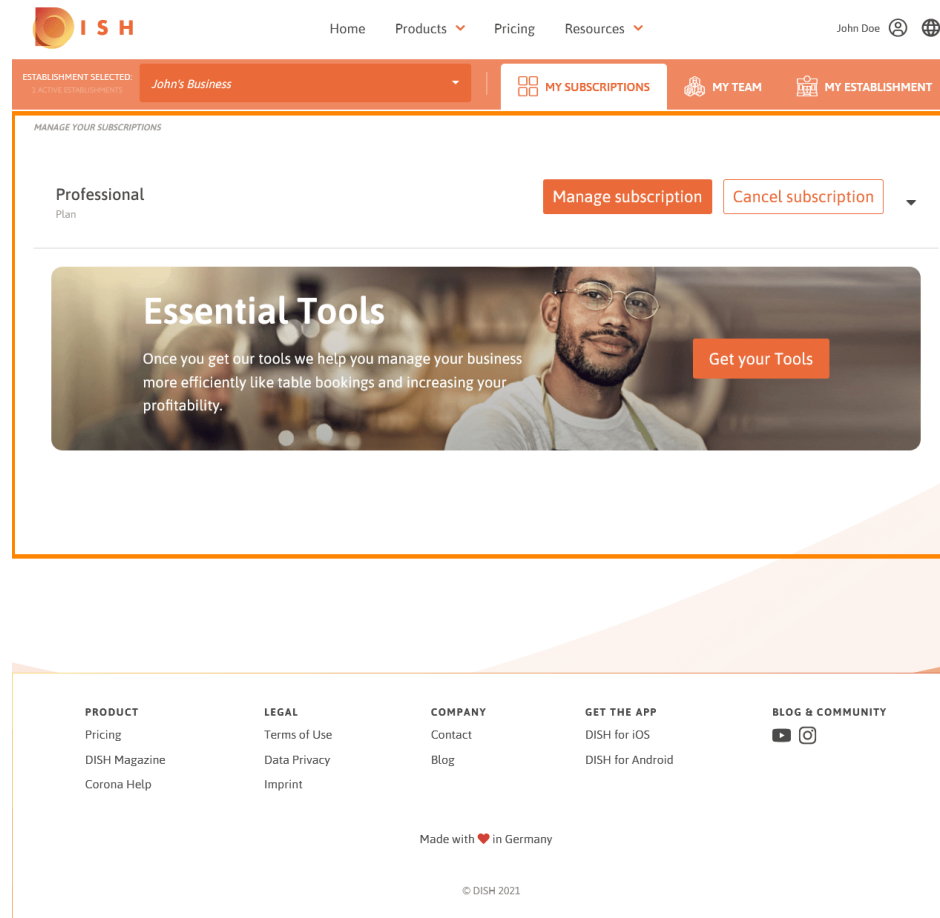
Para obter uma visão geral de todas as suas ferramentas, clique em **minhas assinaturas**.





The screenshot displays the ISH user interface. At the top, the navigation bar includes the ISH logo, a user profile for 'John Doe', and a menu with 'Home', 'Products', 'Pricing', and 'Resources'. Below this, a secondary navigation bar shows 'ESTABLISHMENT SELECTED: John's Business' and three main menu items: 'MY SUBSCRIPTIONS' (highlighted with an orange box), 'MY TEAM', and 'MY ESTABLISHMENT'. The main content area is titled 'MANAGE YOUR TEAM MEMBERS' and features two tabs: 'By Job Role' (selected) and 'By Name'. There are '+ Add Person' and 'Search' buttons. Two member cards are visible: 'Owner' with 'John Doe' (roles: DISH WEBSITE, DISH WEBLISTING, DISH RESERVATION) and 'Chef' with 'Anne Smith' (status: Invitation yet to be accepted). The footer contains links for 'PRODUCT', 'LEGAL', 'COMPANY', 'GET THE APP', and 'BLOG & COMMUNITY', along with 'Made with ❤️ in Germany' and '© DISH 2021'.




No painel de minhas assinaturas você pode gerenciar suas ferramentas.



The screenshot shows the ISH user interface. At the top, there is a navigation bar with the ISH logo, Home, Products, Pricing, Resources, and a user profile for John Doe. Below the navigation bar, the 'MY SUBSCRIPTIONS' section is highlighted. It shows the 'Professional Plan' with 'Manage subscription' and 'Cancel subscription' buttons. Below this is a promotional banner for 'Essential Tools' with a 'Get your Tools' button. The footer contains navigation links for Product, Legal, Company, Get the App, and Blog & Community.

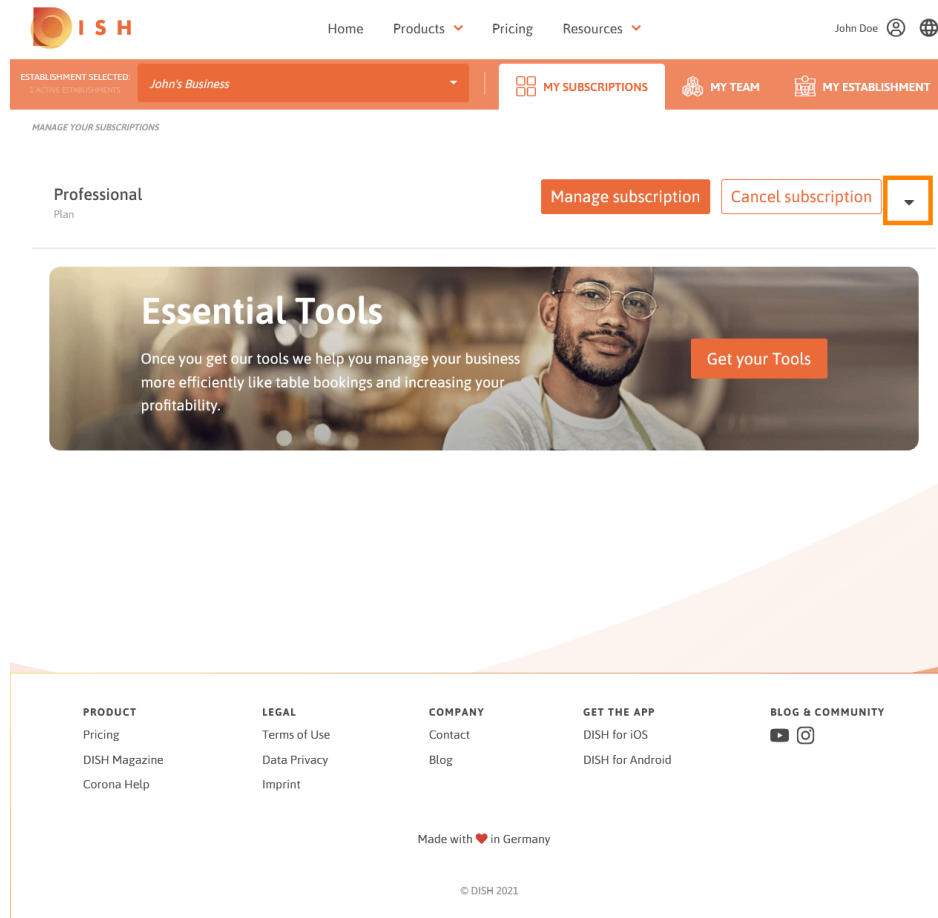
PRODUCT	LEGAL	COMPANY	GET THE APP	BLOG & COMMUNITY
Pricing	Terms of Use	Contact	DISH for iOS	 
DISH Magazine	Data Privacy	Blog	DISH for Android	
Corona Help	Imprint			

Made with  in Germany

© DISH 2021



Clique na **seta voltada para baixo** para ver todas as ferramentas do seu plano atual.

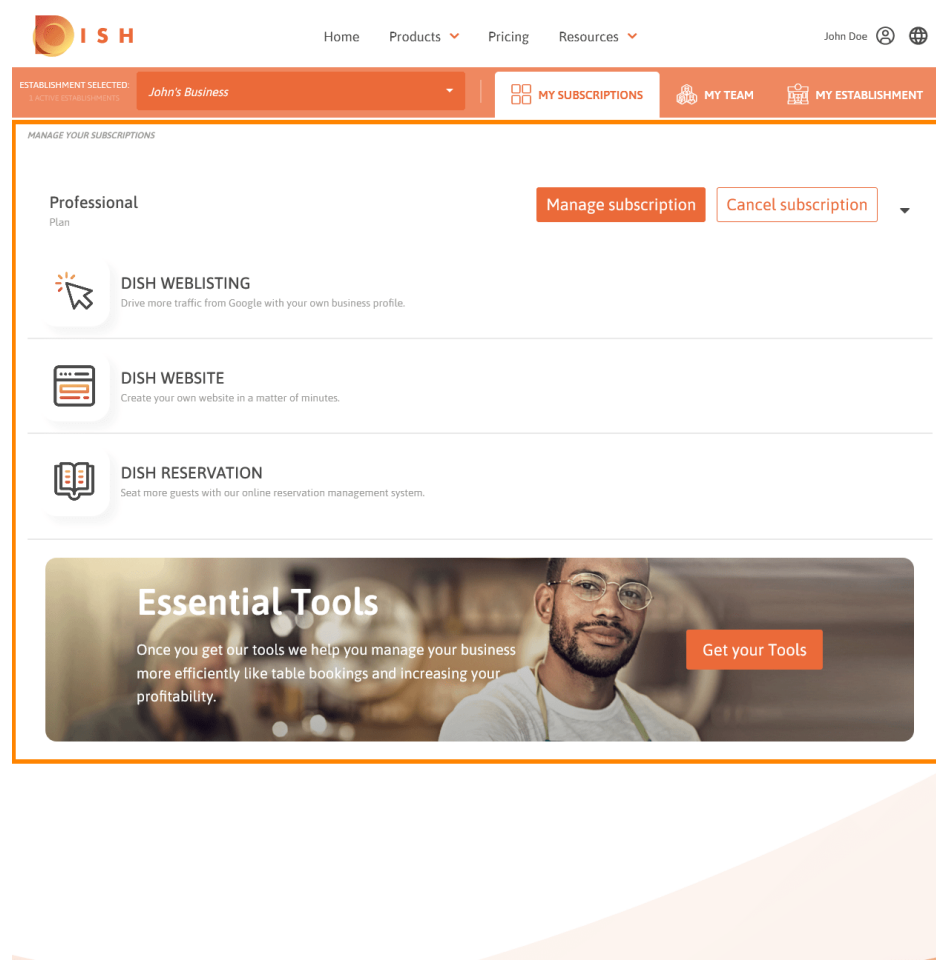


The screenshot displays the ISH user interface. At the top, there is a navigation bar with the ISH logo, links for Home, Products, Pricing, and Resources, and a user profile for John Doe. Below this, a secondary navigation bar shows the selected establishment as 'John's Business' and options for 'MY SUBSCRIPTIONS', 'MY TEAM', and 'MY ESTABLISHMENT'. The main content area is titled 'MANAGE YOUR SUBSCRIPTIONS' and features a 'Professional Plan' with two buttons: 'Manage subscription' and 'Cancel subscription'. A dropdown arrow is highlighted on the 'Cancel subscription' button. Below the subscription section is a banner for 'Essential Tools' with a 'Get your Tools' button. The footer contains five columns of links: PRODUCT (Pricing, DISH Magazine, Corona Help), LEGAL (Terms of Use, Data Privacy, Imprint), COMPANY (Contact, Blog), GET THE APP (DISH for iOS, DISH for Android), and BLOG & COMMUNITY (with social media icons). It also includes the text 'Made with ❤️ in Germany' and '© DISH 2021'.





É isso. Você editou com sucesso as informações sobre o seu estabelecimento.



The screenshot displays the ISH user interface for a business named "John's Business". The top navigation bar includes "Home", "Products", "Pricing", and "Resources". The user "John Doe" is logged in. The main content area is titled "MANAGE YOUR SUBSCRIPTIONS" and features a "Professional Plan" with "Manage subscription" and "Cancel subscription" buttons. Below this, there are three tool cards: "DISH WEBLISTING" (Drive more traffic from Google with your own business profile), "DISH WEBSITE" (Create your own website in a matter of minutes), and "DISH RESERVATION" (Seat more guests with our online reservation management system). At the bottom, there is a banner for "Essential Tools" with a "Get your Tools" button and a photo of a smiling man in a kitchen setting.