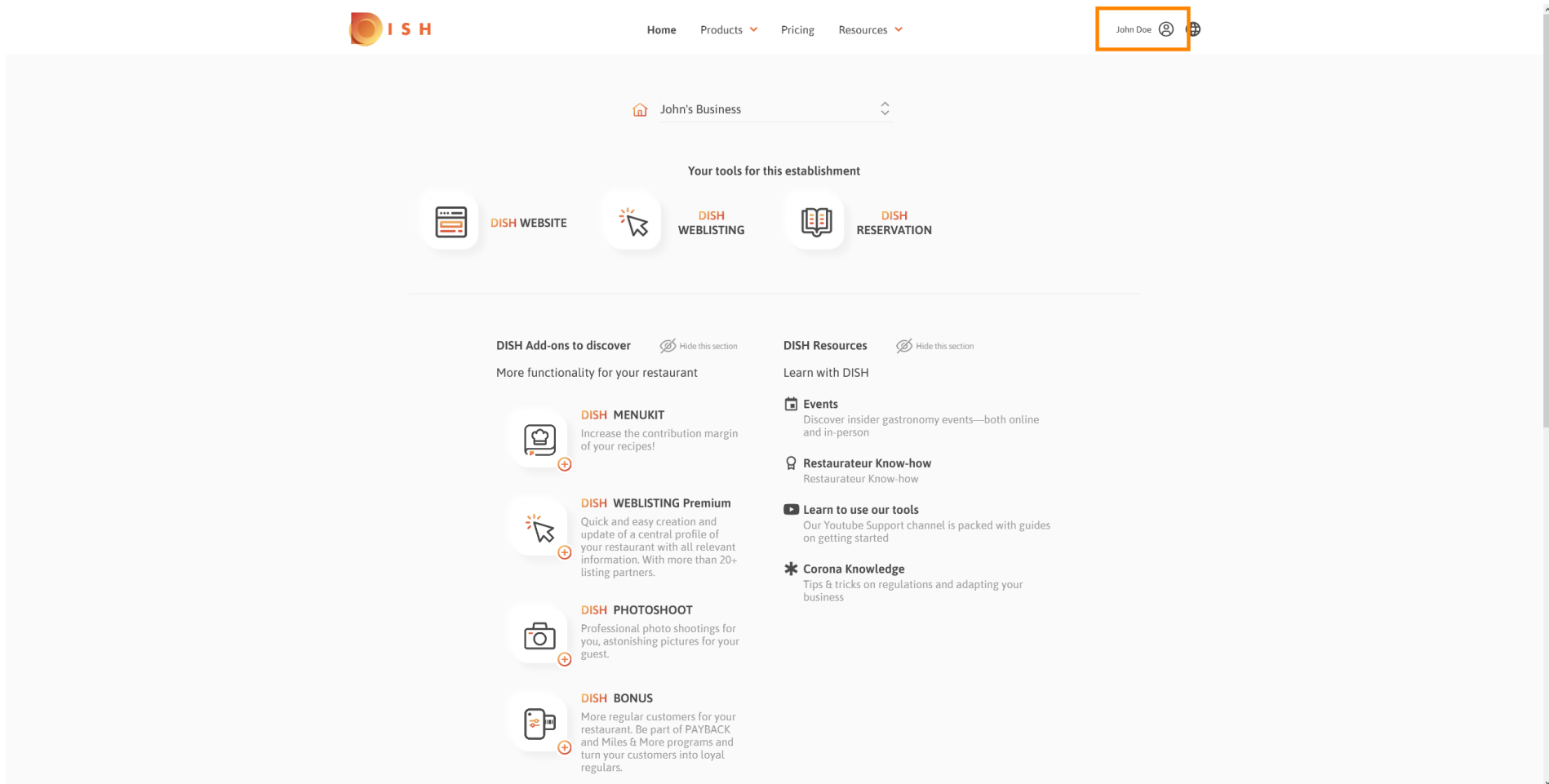




Una volta effettuato l'accesso al tuo account DISH, fai clic **sull'icona del tuo profilo** .



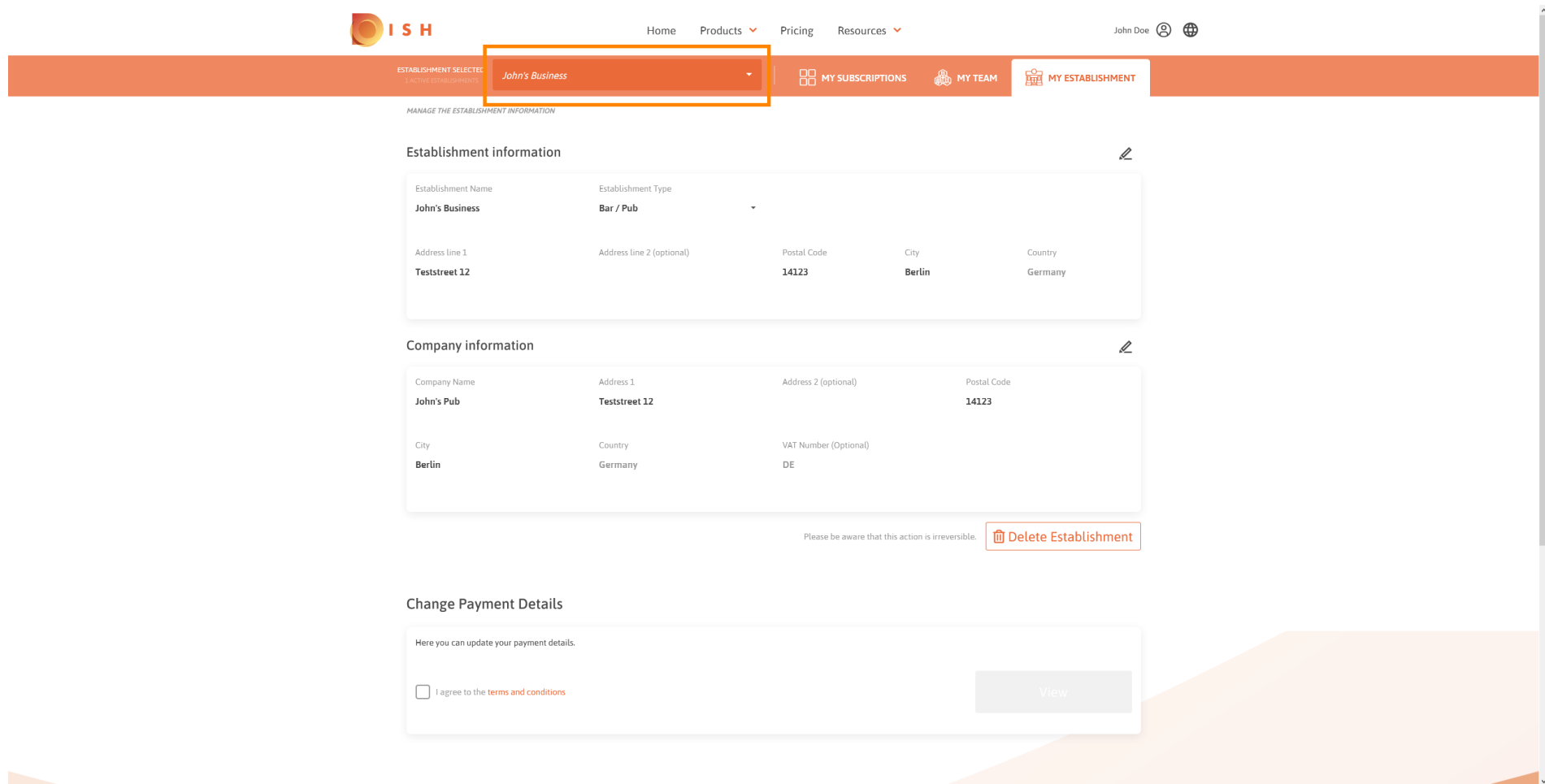
The screenshot displays the DISH user interface. At the top left is the DISH logo. The navigation menu includes Home, Products, Pricing, and Resources. In the top right corner, the user's name "John Doe" is displayed next to a profile icon, which is highlighted with an orange box. Below the navigation bar, the user's business name "John's Business" is shown. The main content area is titled "Your tools for this establishment" and features three icons: DISH WEBSITE, DISH WEBLISTING, and DISH RESERVATION. Below this, there are two sections: "DISH Add-ons to discover" and "DISH Resources". The "DISH Add-ons to discover" section lists four items: DISH MENUKIT, DISH WEBLISTING Premium, DISH PHOTOSHOOT, and DISH BONUS. The "DISH Resources" section lists three items: Events, Restaurateur Know-how, and Learn to use our tools. The Corona Knowledge section is also visible.

Clicca sui **miei stabilimenti** per aprire le impostazioni.

The screenshot shows the DISH user interface. At the top, there is a navigation bar with the DISH logo, a home icon, and links for Home, Products, Pricing, and Resources. The user's name, John Doe, is displayed in the top right corner. A dropdown menu is open, showing options for Account & Settings, My Establishments (highlighted with an orange border), and Log out. Below the navigation bar, the user's business name, John's Business, is displayed. The main content area is titled "Your tools for this establishment" and features three icons: DISH WEBSITE, DISH WEBLISTING, and DISH RESERVATION. Below this, there are two sections: "DISH Add-ons to discover" and "DISH Resources". The "DISH Add-ons to discover" section lists four items: DISH MENUKIT, DISH WEBLISTING Premium, DISH PHOTOSHOOT, and DISH BONUS. The "DISH Resources" section lists three items: Events, Restaurateur Know-how, and Learn to use our tools. The "Corona Knowledge" item is also listed under the "DISH Resources" section.



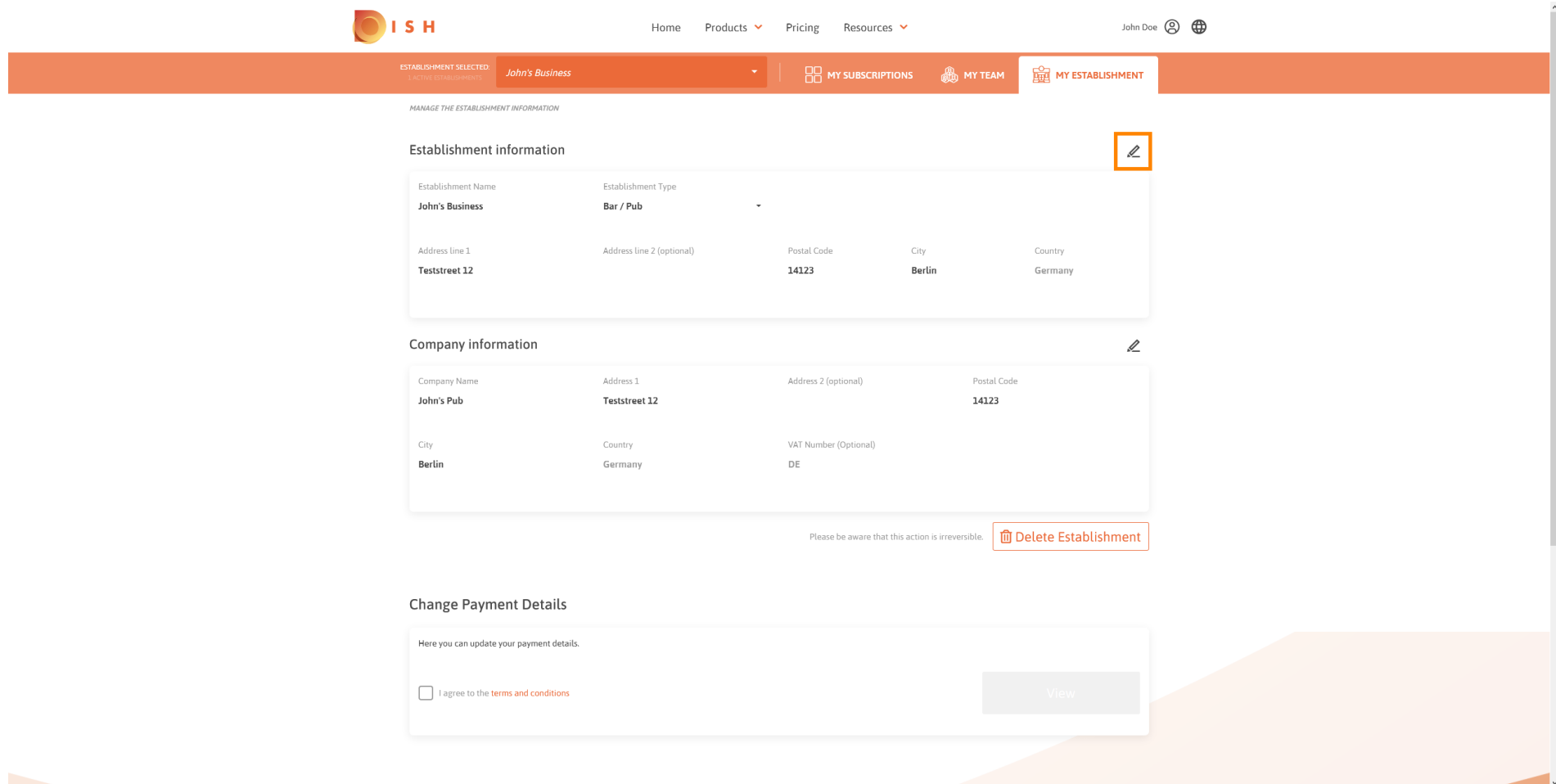
Fare clic sul **menu a discesa** per selezionare tra le strutture. Nota: facendo clic su aggiungi stabilimento aggiungi un altro stabilimento al tuo account.



The screenshot displays the user interface for managing establishments. At the top, there is a navigation bar with the ISH logo, a user profile for 'John Doe', and a globe icon. Below this is a secondary navigation bar with 'ESTABLISHMENT SELECTED' and '1 ACTIVE ESTABLISHMENTS'. A dropdown menu is open, showing 'John's Business' as the selected option. Other menu items include 'MY SUBSCRIPTIONS', 'MY TEAM', and 'MY ESTABLISHMENT'. The main content area is titled 'MANAGE THE ESTABLISHMENT INFORMATION' and contains three sections: 'Establishment information', 'Company information', and 'Change Payment Details'. The 'Establishment information' section shows details for 'John's Business', including its name, type ('Bar / Pub'), address ('Teststreet 12'), postal code ('14123'), city ('Berlin'), and country ('Germany'). The 'Company information' section shows details for 'John's Pub', including its name, address ('Teststreet 12'), postal code ('14123'), city ('Berlin'), country ('Germany'), and VAT number ('DE'). A 'Delete Establishment' button is visible below the company information section. The 'Change Payment Details' section includes a checkbox for agreeing to terms and conditions and a 'View' button.



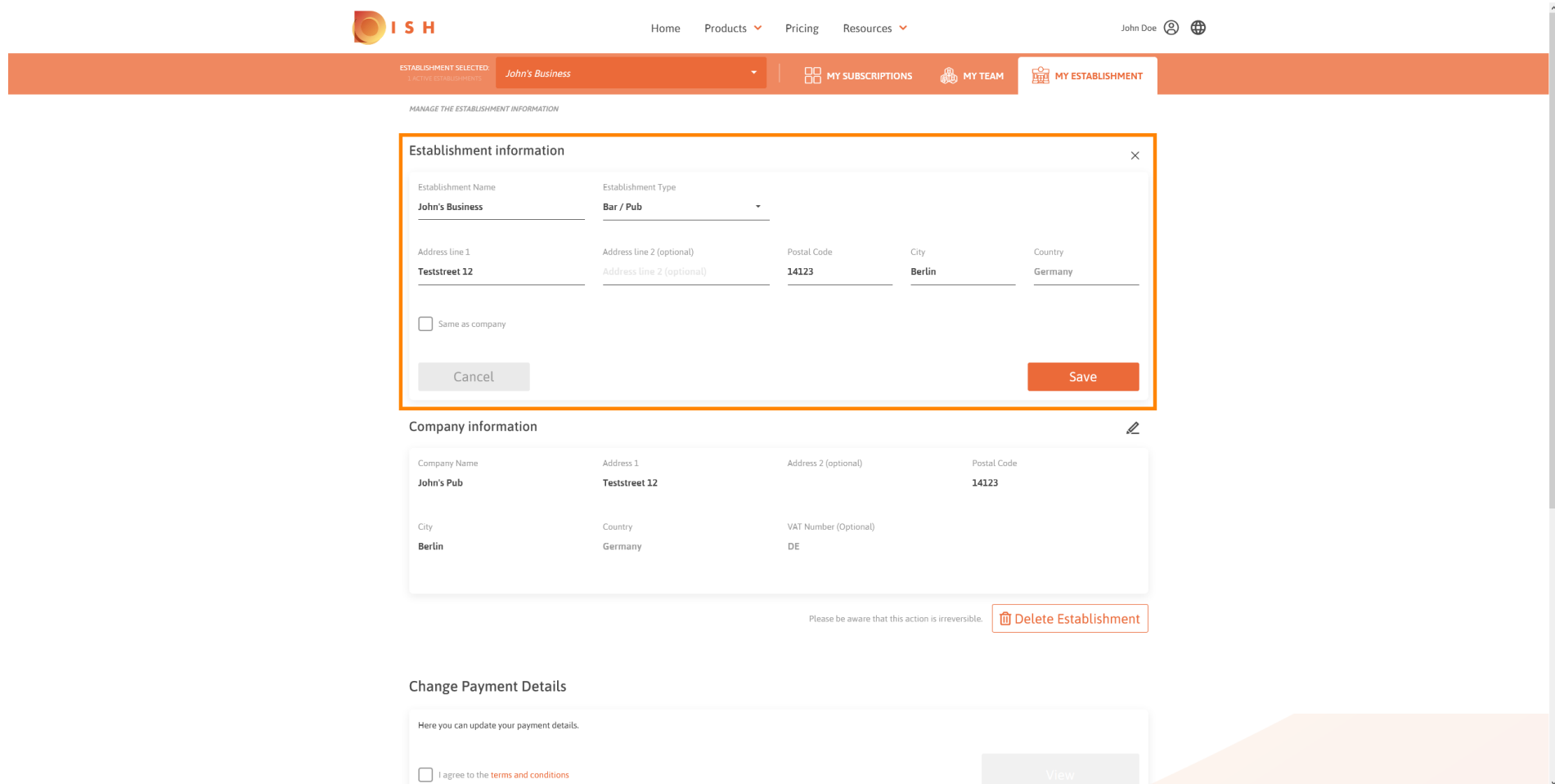
Per modificare le informazioni sulla struttura clicca **sull'icona a forma di matita**.



The screenshot displays the DISH user interface. At the top, there is a navigation bar with the DISH logo, a user profile for 'John Doe', and menu items for 'Home', 'Products', 'Pricing', and 'Resources'. Below this is a secondary navigation bar with 'ESTABLISHMENT SELECTED: John's Business' and tabs for 'MY SUBSCRIPTIONS', 'MY TEAM', and 'MY ESTABLISHMENT'. The main content area is titled 'MANAGE THE ESTABLISHMENT INFORMATION' and contains two sections: 'Establishment information' and 'Company information'. Each section has a pencil icon for editing. The 'Establishment information' section shows fields for Establishment Name (John's Business), Establishment Type (Bar / Pub), Address Line 1 (Teststreet 12), Address Line 2 (optional), Postal Code (14123), City (Berlin), and Country (Germany). The 'Company information' section shows fields for Company Name (John's Pub), Address 1 (Teststreet 12), Address 2 (optional), Postal Code (14123), City (Berlin), Country (Germany), and VAT Number (Optional) (DE). A warning message states 'Please be aware that this action is irreversible.' and includes a 'Delete Establishment' button. At the bottom, there is a 'Change Payment Details' section with a checkbox for 'I agree to the terms and conditions' and a 'View' button.



Dopo aver fatto clic sull'icona a forma di matita, è possibile modificare le informazioni sulla struttura.



The screenshot displays the DISH web interface. At the top, there is a navigation bar with the ISH logo, a user profile for 'John Doe', and menu items for 'Home', 'Products', 'Pricing', and 'Resources'. Below this is a secondary navigation bar with 'ESTABLISHMENT SELECTED: John's Business' and tabs for 'MY SUBSCRIPTIONS', 'MY TEAM', and 'MY ESTABLISHMENT'. The main content area is titled 'MANAGE THE ESTABLISHMENT INFORMATION' and features a modal form for editing establishment details. The modal is titled 'Establishment information' and contains the following fields:

Establishment Name	Establishment Type	Address line 1	Address line 2 (optional)	Postal Code	City	Country
John's Business	Bar / Pub	Teststreet 12	Address line 2 (optional)	14123	Berlin	Germany

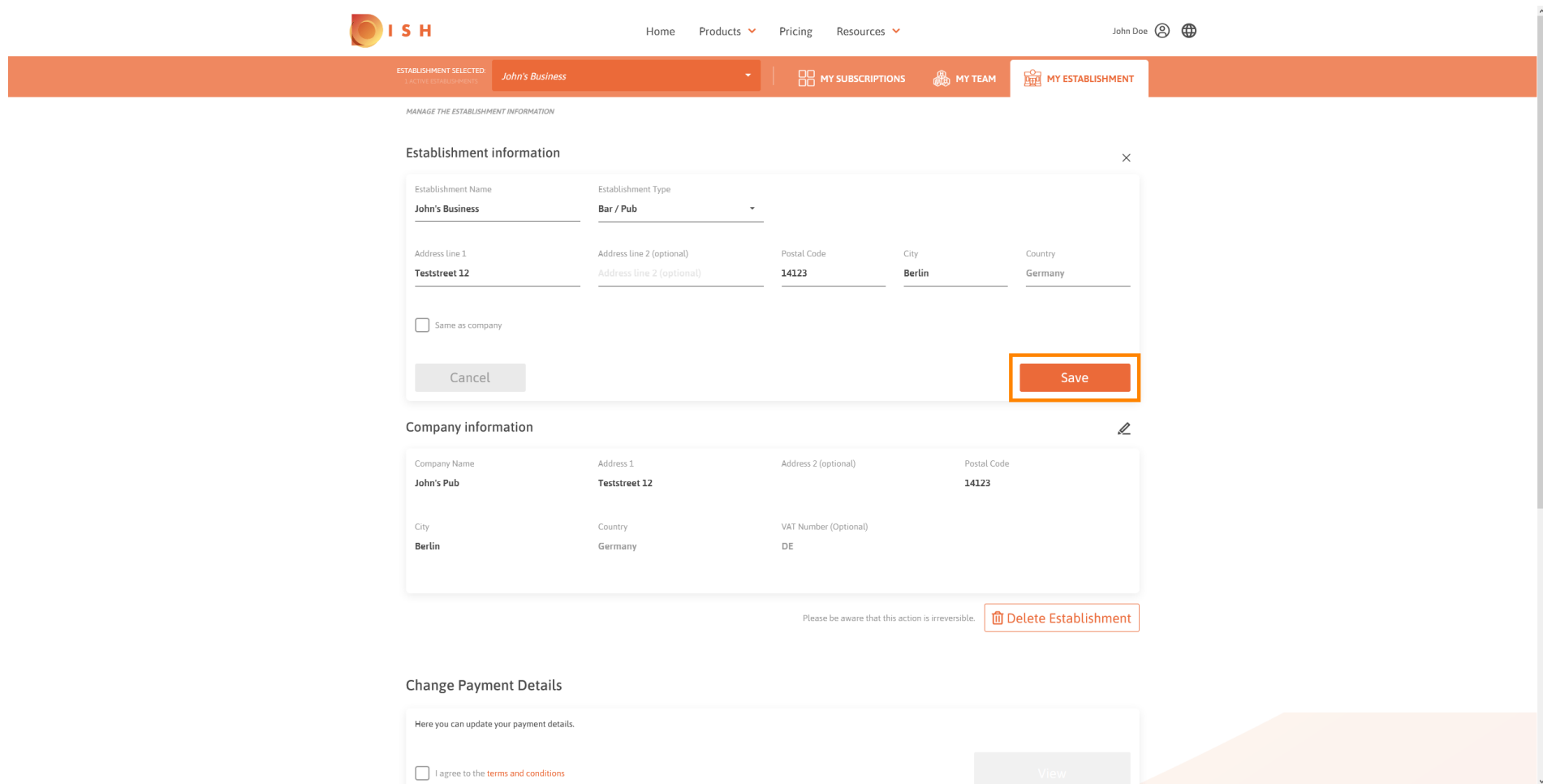
Below the form, there is a checkbox labeled 'Same as company' and two buttons: 'Cancel' and 'Save'. Underneath the modal, there is a 'Company information' section with a pencil icon for editing. It contains the following fields:

Company Name	Address 1	Address 2 (optional)	Postal Code
John's Pub	Teststreet 12		14123

Additional fields include 'City' (Berlin), 'Country' (Germany), and 'VAT Number (Optional)' (DE). A warning message states: 'Please be aware that this action is irreversible.' followed by a 'Delete Establishment' button. At the bottom, there is a 'Change Payment Details' section with a 'View' button and a checkbox for 'I agree to the terms and conditions'.



Per applicare le modifiche clicca su **salva** . Nota: se non hai apportato modifiche, fai clic su Annulla o sull'icona x.



The screenshot displays the DISH web interface for managing establishment information. The top navigation bar includes the ISH logo, user name 'John Doe', and menu items like Home, Products, Pricing, and Resources. A secondary bar shows 'ESTABLISHMENT SELECTED: John's Business' and navigation options for MY SUBSCRIPTIONS, MY TEAM, and MY ESTABLISHMENT. The main content area is titled 'MANAGE THE ESTABLISHMENT INFORMATION' and contains three sections: 'Establishment information', 'Company information', and 'Change Payment Details'. The 'Establishment information' form is the primary focus, with the 'Save' button highlighted in orange. Below it, the 'Company information' section includes a 'Delete Establishment' button. The 'Change Payment Details' section has a 'View' button.

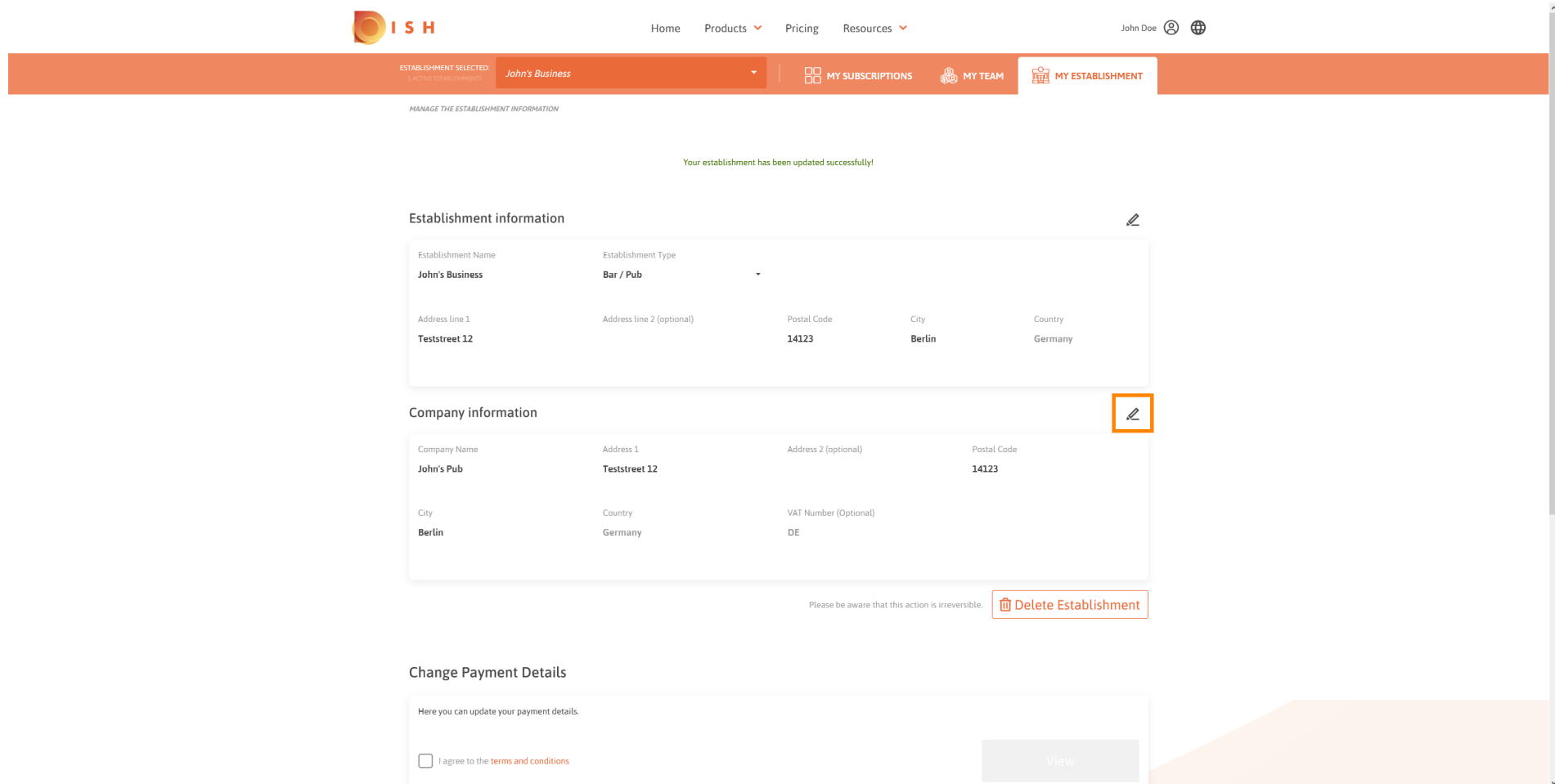
Establishment Name	Establishment Type	Address line 1	Address line 2 (optional)	Postal Code	City	Country
John's Business	Bar / Pub	Teststreet 12	Address line 2 (optional)	14123	Berlin	Germany

Company Name	Address 1	Address 2 (optional)	Postal Code
John's Pub	Teststreet 12		14123

City	Country	VAT Number (Optional)
Berlin	Germany	DE



Per modificare le informazioni sull'azienda, fai clic **sull'icona a forma di matita in basso** .



The screenshot displays the DISH user interface. At the top, there is a navigation bar with the DISH logo, a user profile for 'John Doe', and menu items for 'Home', 'Products', 'Pricing', and 'Resources'. Below this is a secondary navigation bar with 'ESTABLISHMENT SELECTED: John's Business' and tabs for 'MY SUBSCRIPTIONS', 'MY TEAM', and 'MY ESTABLISHMENT'. The main content area shows a success message: 'Your establishment has been updated successfully!'. Below this, there are two main sections: 'Establishment information' and 'Company information'. The 'Establishment information' section contains a table with fields for Establishment Name (John's Business), Establishment Type (Bar / Pub), Address line 1 (Teststreet 12), Address line 2 (optional), Postal Code (14123), City (Berlin), and Country (Germany). The 'Company information' section contains a table with fields for Company Name (John's Pub), Address 1 (Teststreet 12), Address 2 (optional), Postal Code (14123), City (Berlin), Country (Germany), and VAT Number (Optional) (DE). A 'Delete Establishment' button is visible below the company information section. At the bottom, there is a 'Change Payment Details' section with a checkbox for 'I agree to the terms and conditions' and a 'View' button. A pencil icon is highlighted in an orange box next to the 'Company information' section header.

Establishment Name	Establishment Type
John's Business	Bar / Pub

Address line 1	Address line 2 (optional)	Postal Code	City	Country
Teststreet 12		14123	Berlin	Germany

Company Name	Address 1	Address 2 (optional)	Postal Code
John's Pub	Teststreet 12		14123

City	Country	VAT Number (Optional)
Berlin	Germany	DE

Please be aware that this action is irreversible. [Delete Establishment](#)

Change Payment Details

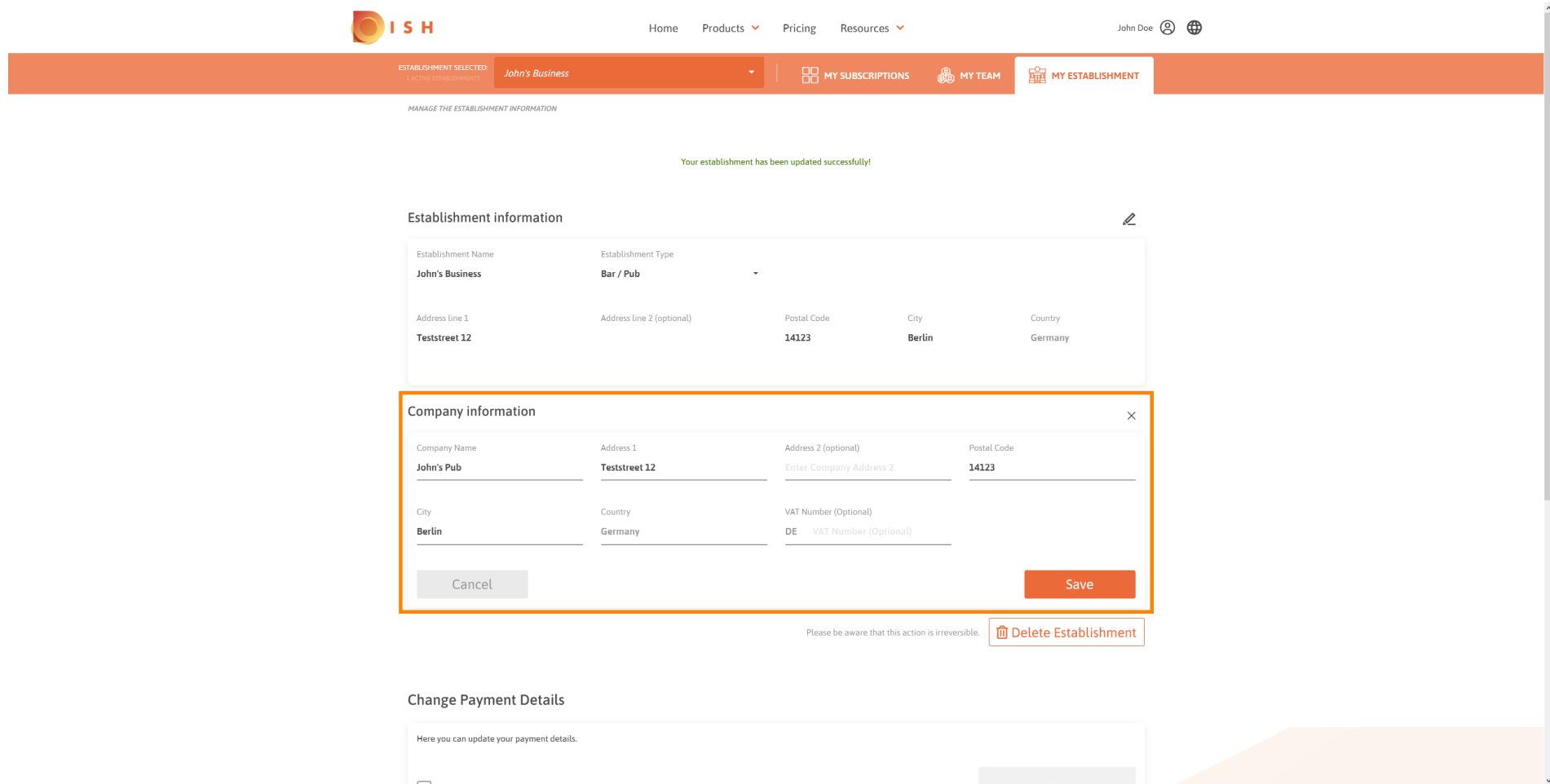
Here you can update your payment details.

I agree to the [terms and conditions](#)

[View](#)



Dopo aver fatto clic sull'icona a forma di matita, è possibile modificare le informazioni sull'azienda.



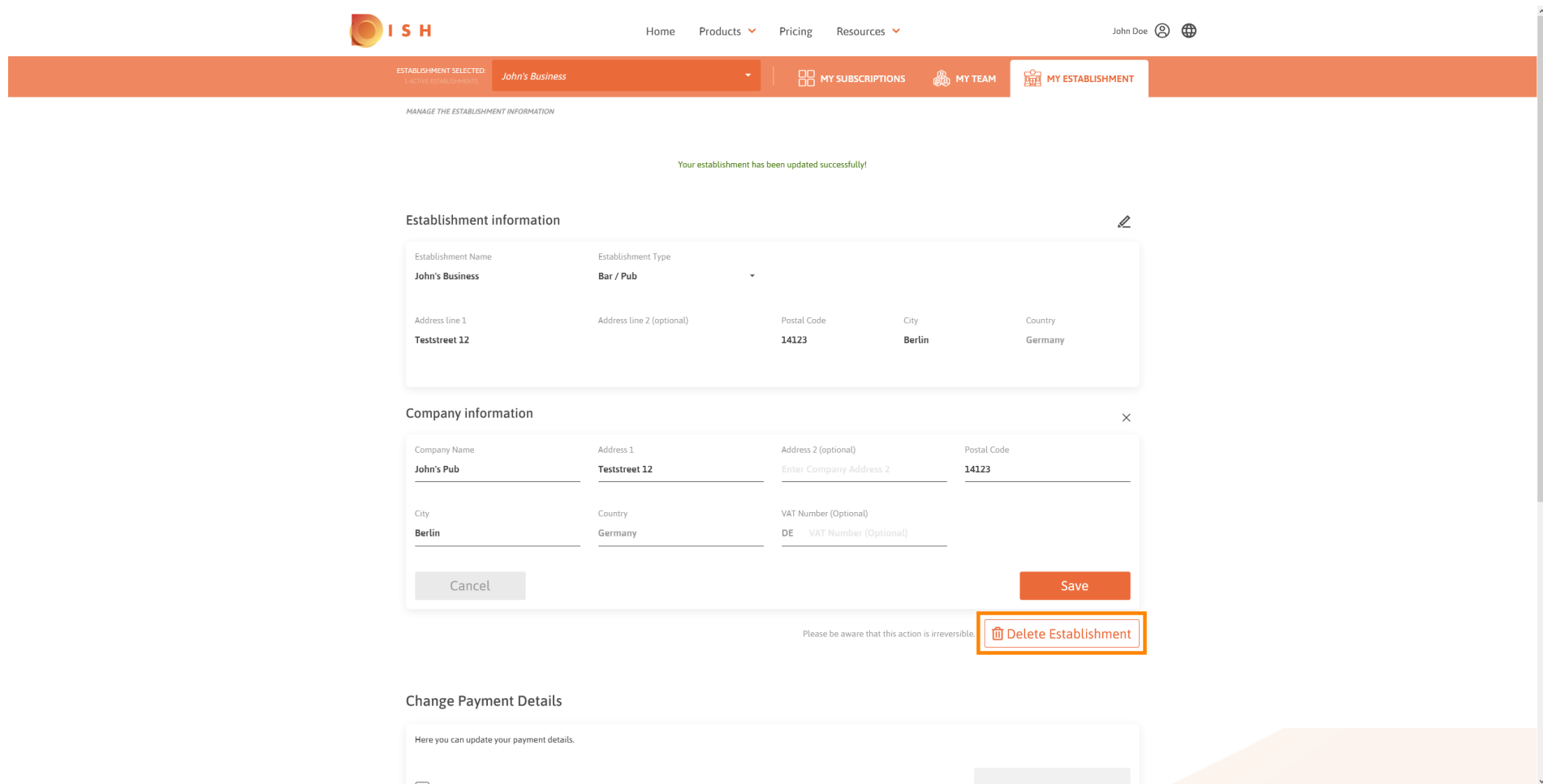
The screenshot shows the DISH web application interface. At the top, there is a navigation bar with the DISH logo, a user profile for 'John Doe', and menu items for 'Home', 'Products', 'Pricing', and 'Resources'. Below this is a secondary navigation bar with 'ESTABLISHMENT SELECTED: John's Business' and buttons for 'MY SUBSCRIPTIONS', 'MY TEAM', and 'MY ESTABLISHMENT'. The main content area displays a success message: 'Your establishment has been updated successfully!'. Below this, there are two main sections: 'Establishment information' and 'Company information'. The 'Establishment information' section shows fields for 'Establishment Name' (John's Business), 'Establishment Type' (Bar / Pub), 'Address line 1' (Teststreet 12), 'Postal Code' (14123), 'City' (Berlin), and 'Country' (Germany). The 'Company information' section is highlighted with an orange border and contains fields for 'Company Name' (John's Pub), 'Address 1' (Teststreet 12), 'Address 2 (optional)' (Enter Company Address 2), 'Postal Code' (14123), 'City' (Berlin), 'Country' (Germany), and 'VAT Number (Optional)' (DE). At the bottom of the 'Company information' section, there are 'Cancel' and 'Save' buttons. Below the 'Company information' section, there is a warning message: 'Please be aware that this action is irreversible.' and a 'Delete Establishment' button. At the bottom of the page, there is a 'Change Payment Details' section with a placeholder text: 'Here you can update your payment details.'



Per applicare le modifiche clicca su **salva** . Nota: se non hai apportato modifiche, fai clic su Annulla o sull'icona x.

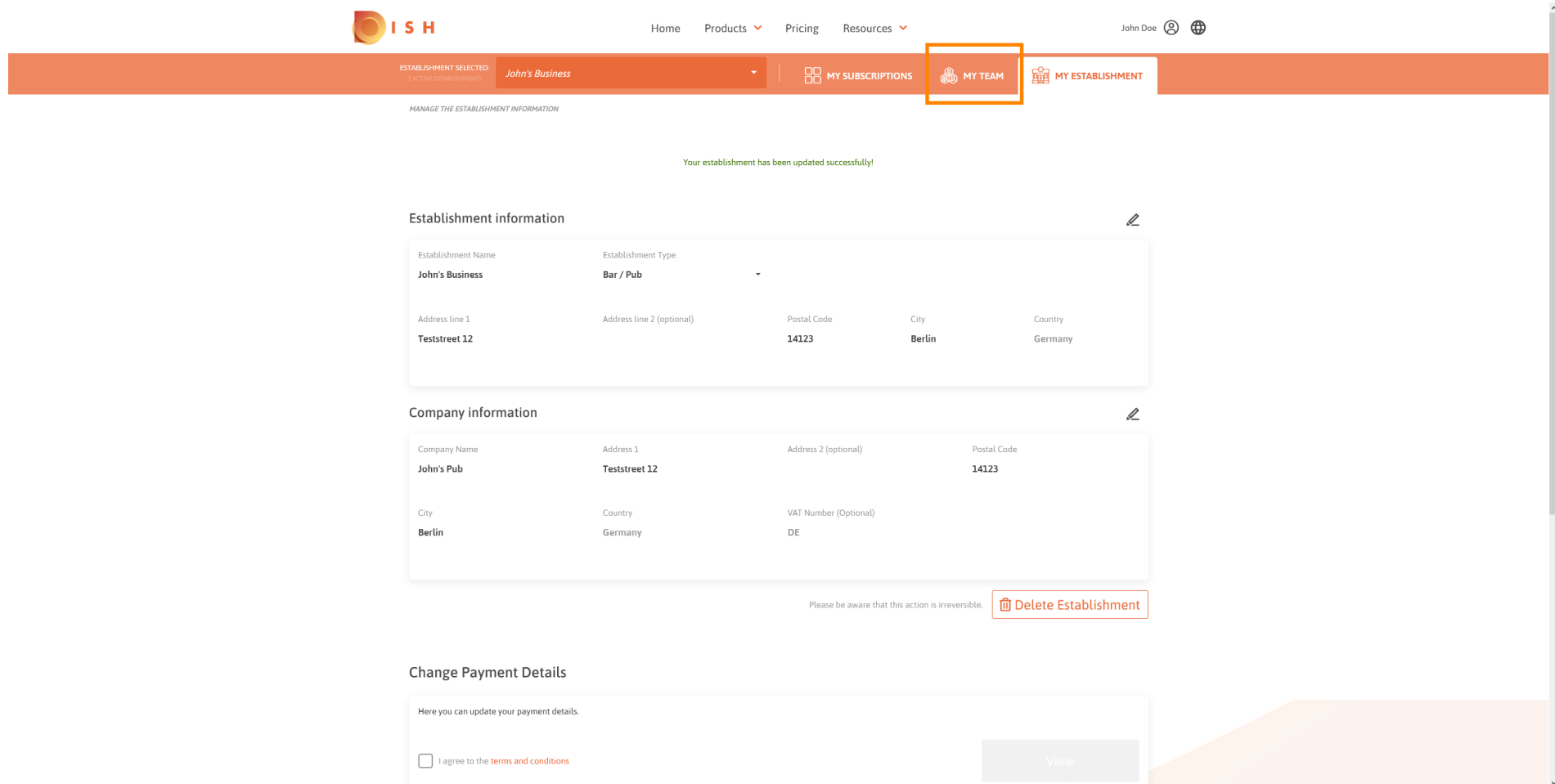


Per eliminare lo stabilimento clicca su **cancella stabilimento** . Nota: prima che la struttura venga eliminata definitivamente, devi seguire due passaggi di sicurezza. Questa azione è irreversibile.



The screenshot shows the 'Manage Establishment Information' page in the DISH application. At the top, there is a navigation bar with 'Home', 'Products', 'Pricing', and 'Resources'. The user is logged in as 'John Doe'. The main header indicates 'ESTABLISHMENT SELECTED: John's Business' and '1 ACTIVE ESTABLISHMENTS'. Below this, there are tabs for 'MY SUBSCRIPTIONS', 'MY TEAM', and 'MY ESTABLISHMENT'. The main content area shows a success message: 'Your establishment has been updated successfully!'. The 'Establishment information' section includes fields for Establishment Name (John's Business), Establishment Type (Bar / Pub), Address Line 1 (Teststreet 12), Address Line 2 (optional), Postal Code (14123), City (Berlin), and Country (Germany). The 'Company information' section includes fields for Company Name (John's Pub), Address 1 (Teststreet 12), Address 2 (optional) (Enter Company Address 2), Postal Code (14123), City (Berlin), Country (Germany), and VAT Number (Optional) (DE). There are 'Cancel' and 'Save' buttons. A 'Delete Establishment' button is highlighted with an orange box, and a warning message states: 'Please be aware that this action is irreversible'.

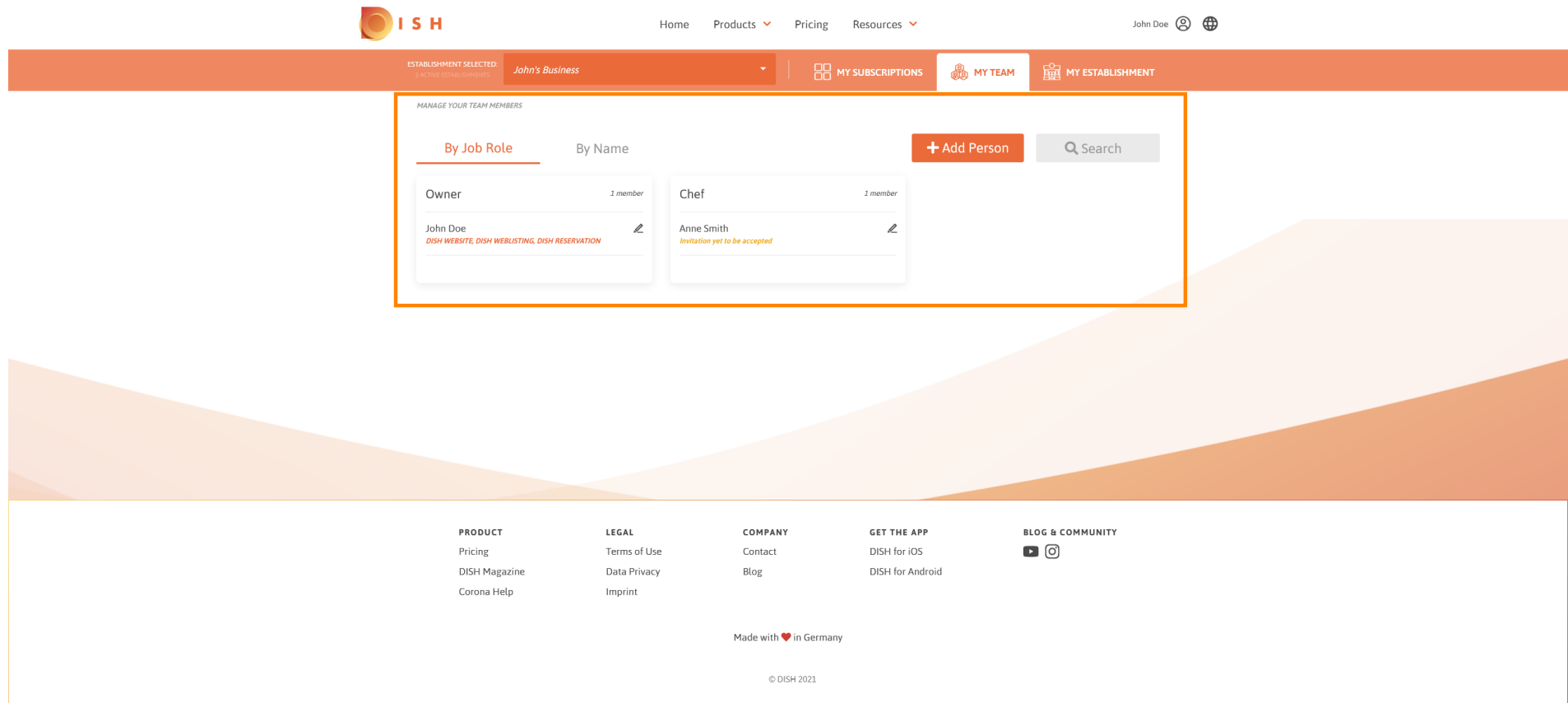
Per modificare le informazioni sui dipendenti, fare clic su **Il mio team**.



The screenshot shows the DISH web application interface. The top navigation bar includes the ISH logo, a user profile for 'John Doe', and a globe icon. Below this is a secondary navigation bar with the following items: 'ESTABLISHMENT SELECTED: John's Business', 'MY SUBSCRIPTIONS', 'MY TEAM' (highlighted with a red box), and 'MY ESTABLISHMENT'. The main content area displays a success message: 'Your establishment has been updated successfully!'. Below this, there are three sections: 'Establishment information', 'Company information', and 'Change Payment Details'. The 'Establishment information' section shows fields for Establishment Name (John's Business), Establishment Type (Bar / Pub), Address line 1 (Teststreet 12), Address line 2 (optional), Postal Code (14123), City (Berlin), and Country (Germany). The 'Company information' section shows fields for Company Name (John's Pub), Address 1 (Teststreet 12), Address 2 (optional), Postal Code (14123), City (Berlin), Country (Germany), and VAT Number (Optional) (DE). A red button labeled 'Delete Establishment' is visible below the company information section. The 'Change Payment Details' section contains a checkbox for 'I agree to the terms and conditions' and a 'View' button.

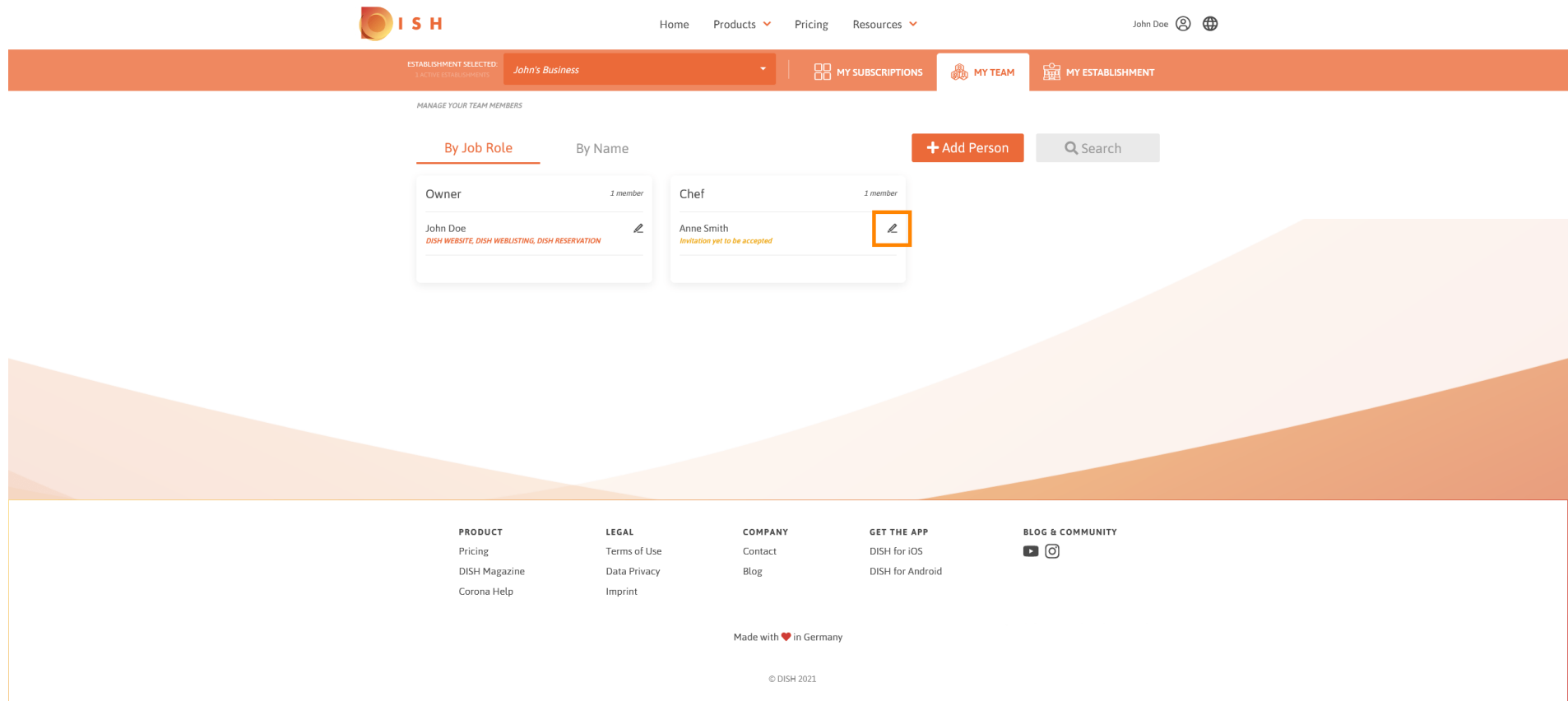


Sulla dashboard del mio team è possibile modificare le informazioni sui dipendenti.



The screenshot displays the DISH dashboard interface. At the top, there is a navigation bar with the DISH logo, a user profile for John Doe, and menu items for Home, Products, Pricing, and Resources. Below this is a secondary navigation bar with 'ESTABLISHMENT SELECTED: John's Business' and tabs for 'MY SUBSCRIPTIONS', 'MY TEAM', and 'MY ESTABLISHMENT'. The 'MY TEAM' tab is active, showing a 'MANAGE YOUR TEAM MEMBERS' section. This section has two tabs: 'By Job Role' (selected) and 'By Name'. It includes a '+ Add Person' button and a search bar. Two team member cards are visible: 'Owner' (John Doe) and 'Chef' (Anne Smith). The footer contains links for PRODUCT, LEGAL, COMPANY, GET THE APP, and BLOG & COMMUNITY, along with a 'Made with ❤️ in Germany' message and a copyright notice for © DISH 2021.

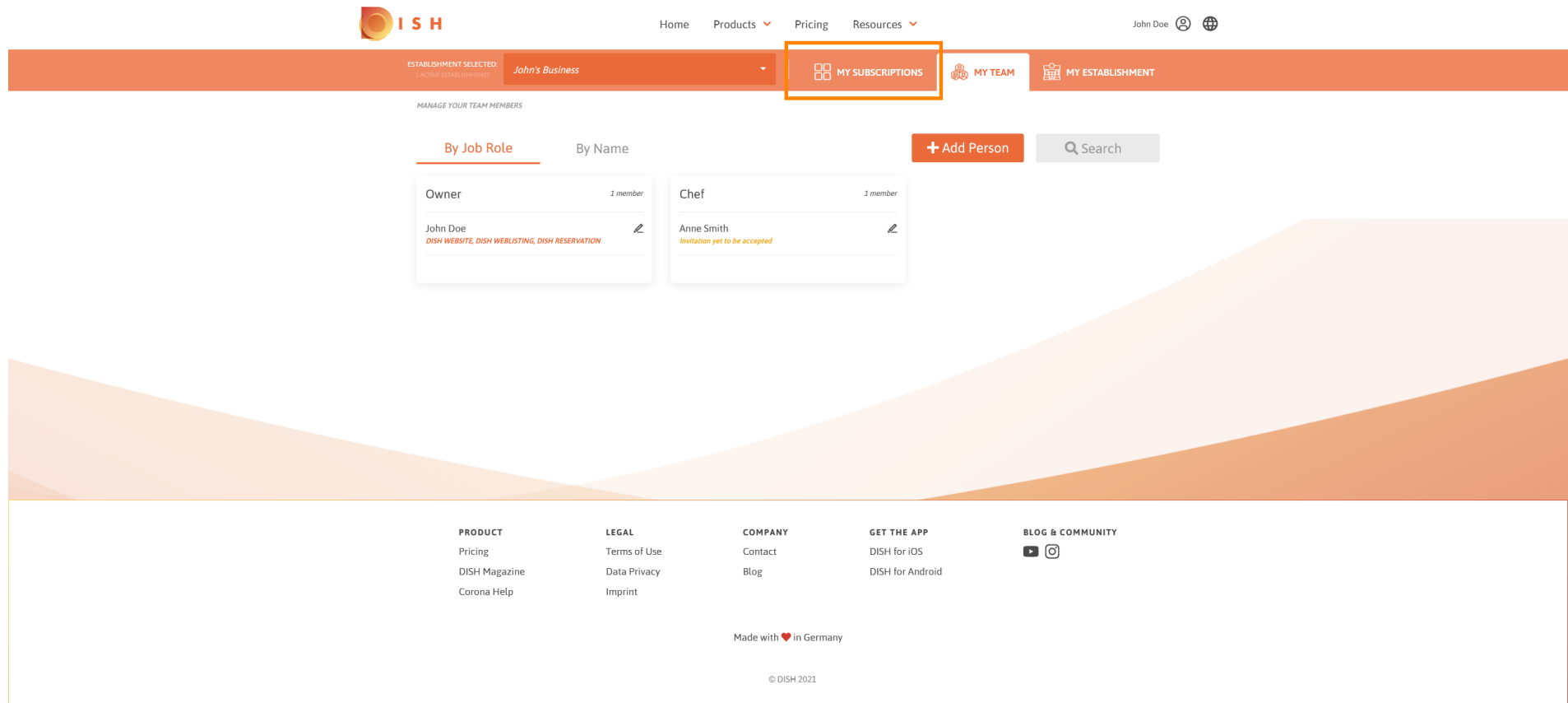
Per modificare le informazioni, fare clic **sull'icona a forma di matita**.



The screenshot displays the DISH user interface for managing team members. At the top, there is a navigation bar with the DISH logo, a user profile for John Doe, and menu items for Home, Products, Pricing, and Resources. Below this is a secondary navigation bar showing the selected establishment as 'John's Business' and options for 'MY SUBSCRIPTIONS', 'MY TEAM', and 'MY ESTABLISHMENT'. The main content area is titled 'MANAGE YOUR TEAM MEMBERS' and features two tabs: 'By Job Role' (selected) and 'By Name'. There are buttons for '+ Add Person' and a search bar. Two team member cards are visible: 'Owner' (John Doe) and 'Chef' (Anne Smith). The edit icon (pencil) on the Chef card is highlighted with an orange box. The footer contains links for PRODUCT, LEGAL, COMPANY, GET THE APP, and BLOG & COMMUNITY, along with a 'Made with ❤️ in Germany' message and a copyright notice for © DISH 2021.

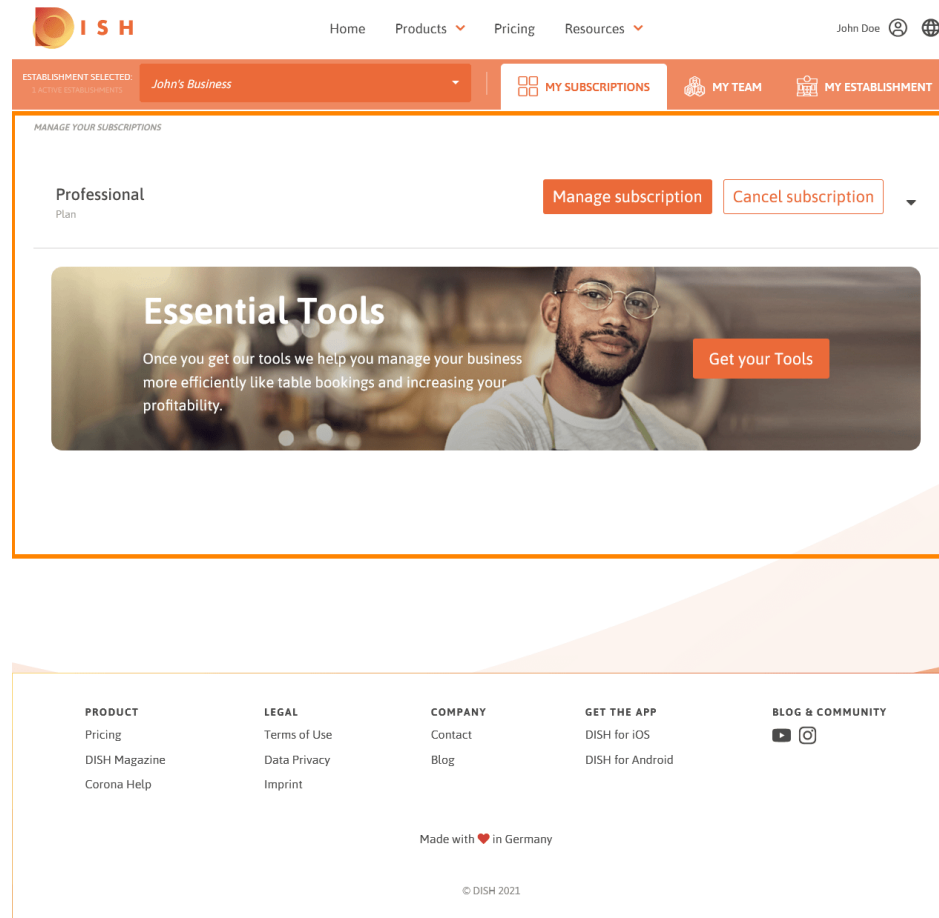


Per avere una panoramica di tutti i tuoi strumenti, fai clic su I **miei abbonamenti**.



The screenshot displays the DISH user interface. At the top, the navigation bar includes the DISH logo, a user profile for 'John Doe', and menu items for 'Home', 'Products', 'Pricing', and 'Resources'. Below this, a secondary navigation bar features 'ESTABLISHMENT SELECTED: John's Business', 'MY SUBSCRIPTIONS' (highlighted with an orange border), 'MY TEAM', and 'MY ESTABLISHMENT'. The main content area is titled 'MANAGE YOUR TEAM MEMBERS' and shows two columns: 'Owner' with one member (John Doe) and 'Chef' with one member (Anne Smith). A '+ Add Person' button and a search bar are also visible. The footer contains links for 'PRODUCT', 'LEGAL', 'COMPANY', 'GET THE APP', and 'BLOG & COMMUNITY', along with a 'Made with ❤️ in Germany' message and a copyright notice for © DISH 2021.

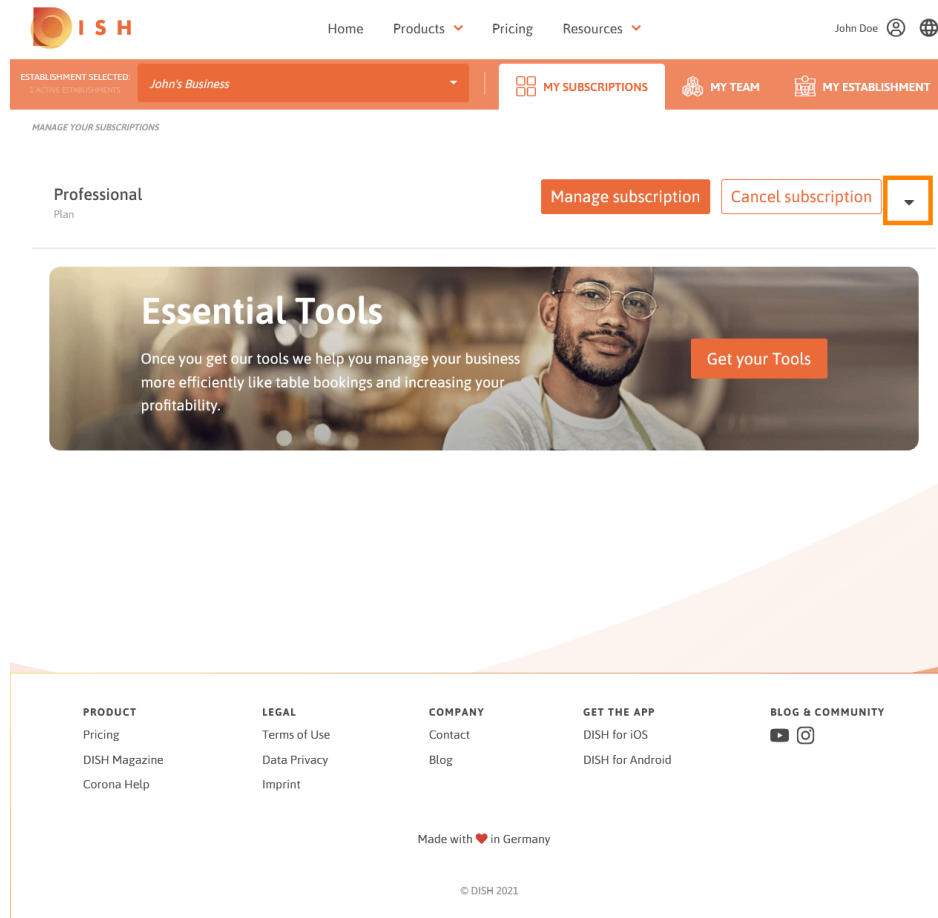
 Nella dashboard dei miei abbonamenti puoi gestire i tuoi strumenti.



The screenshot displays the DISH user dashboard. At the top, there is a navigation bar with the DISH logo, a user profile for 'John Doe', and menu items for 'Home', 'Products', 'Pricing', and 'Resources'. Below this is a secondary navigation bar with 'ESTABLISHMENT SELECTED: John's Business' and tabs for 'MY SUBSCRIPTIONS', 'MY TEAM', and 'MY ESTABLISHMENT'. The main content area is titled 'MANAGE YOUR SUBSCRIPTIONS' and shows a 'Professional Plan' with 'Manage subscription' and 'Cancel subscription' buttons. Below this is a promotional banner for 'Essential Tools' with a 'Get your Tools' button. The footer contains links for 'PRODUCT', 'LEGAL', 'COMPANY', 'GET THE APP', and 'BLOG & COMMUNITY', along with 'Made with ❤️ in Germany' and '© DISH 2021'.



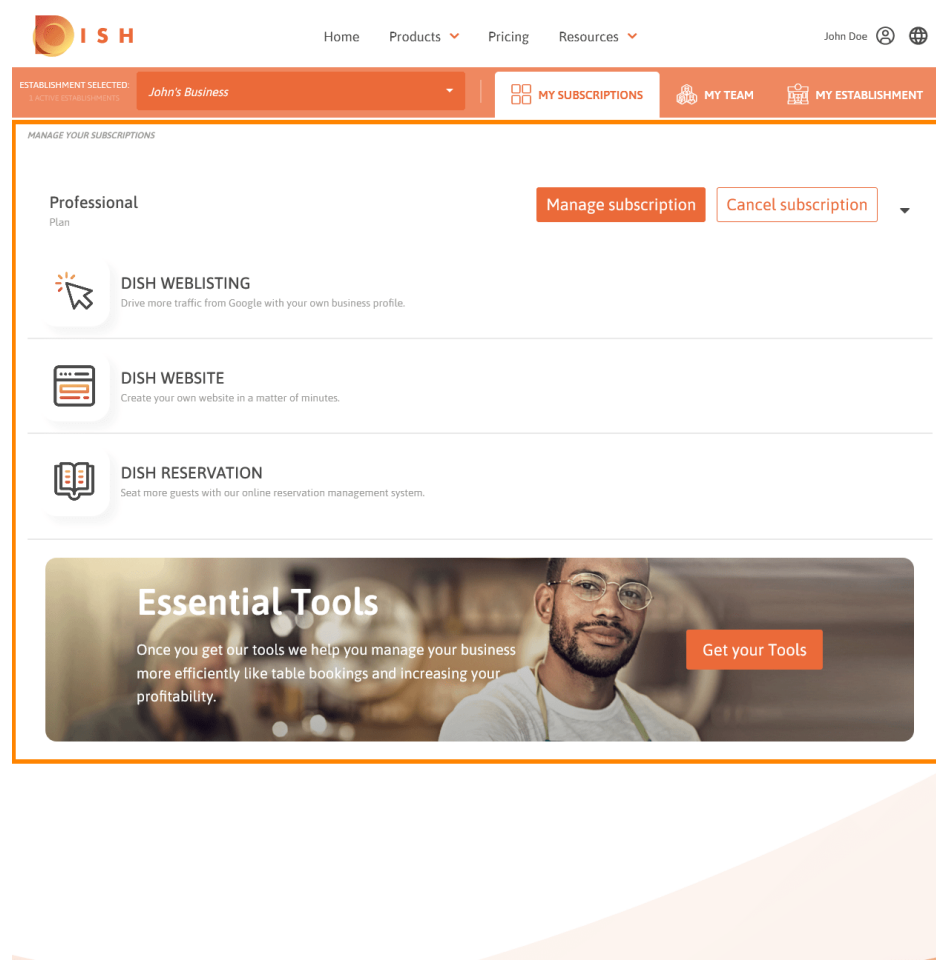
Fare clic sulla **freccia rivolta verso il basso** per visualizzare tutti gli strumenti del piano corrente.



The screenshot shows the DISH user interface. At the top, there is a navigation bar with the DISH logo, links for Home, Products, Pricing, and Resources, and a user profile for John Doe. Below this is a secondary navigation bar with 'ESTABLISHMENT SELECTED: John's Business' and buttons for 'MY SUBSCRIPTIONS', 'MY TEAM', and 'MY ESTABLISHMENT'. The main content area is titled 'MANAGE YOUR SUBSCRIPTIONS' and shows the 'Professional Plan' with buttons for 'Manage subscription' and 'Cancel subscription'. A dropdown arrow is highlighted on the 'Cancel subscription' button. Below this is a banner for 'Essential Tools' with a 'Get your Tools' button. The footer contains links for PRODUCT, LEGAL, COMPANY, GET THE APP, and BLOG & COMMUNITY, along with a 'Made with ❤️ in Germany' message and a copyright notice for © DISH 2021.



Questo è tutto. Hai modificato correttamente le informazioni sulla tua struttura.



The screenshot displays the DISH user interface for a user named John Doe. The top navigation bar includes 'Home', 'Products', 'Pricing', and 'Resources'. The user's name 'John Doe' is visible in the top right corner. Below the navigation bar, the 'ESTABLISHMENT SELECTED' dropdown is set to 'John's Business'. The main content area is titled 'MANAGE YOUR SUBSCRIPTIONS' and features a 'Professional Plan' with 'Manage subscription' and 'Cancel subscription' buttons. Below this, there are three tool options: 'DISH WEBLISTING' (Drive more traffic from Google with your own business profile), 'DISH WEBSITE' (Create your own website in a matter of minutes), and 'DISH RESERVATION' (Seat more guests with our online reservation management system). At the bottom, there is a banner for 'Essential Tools' with the text 'Once you get our tools we help you manage your business more efficiently like table bookings and increasing your profitability.' and a 'Get your Tools' button.