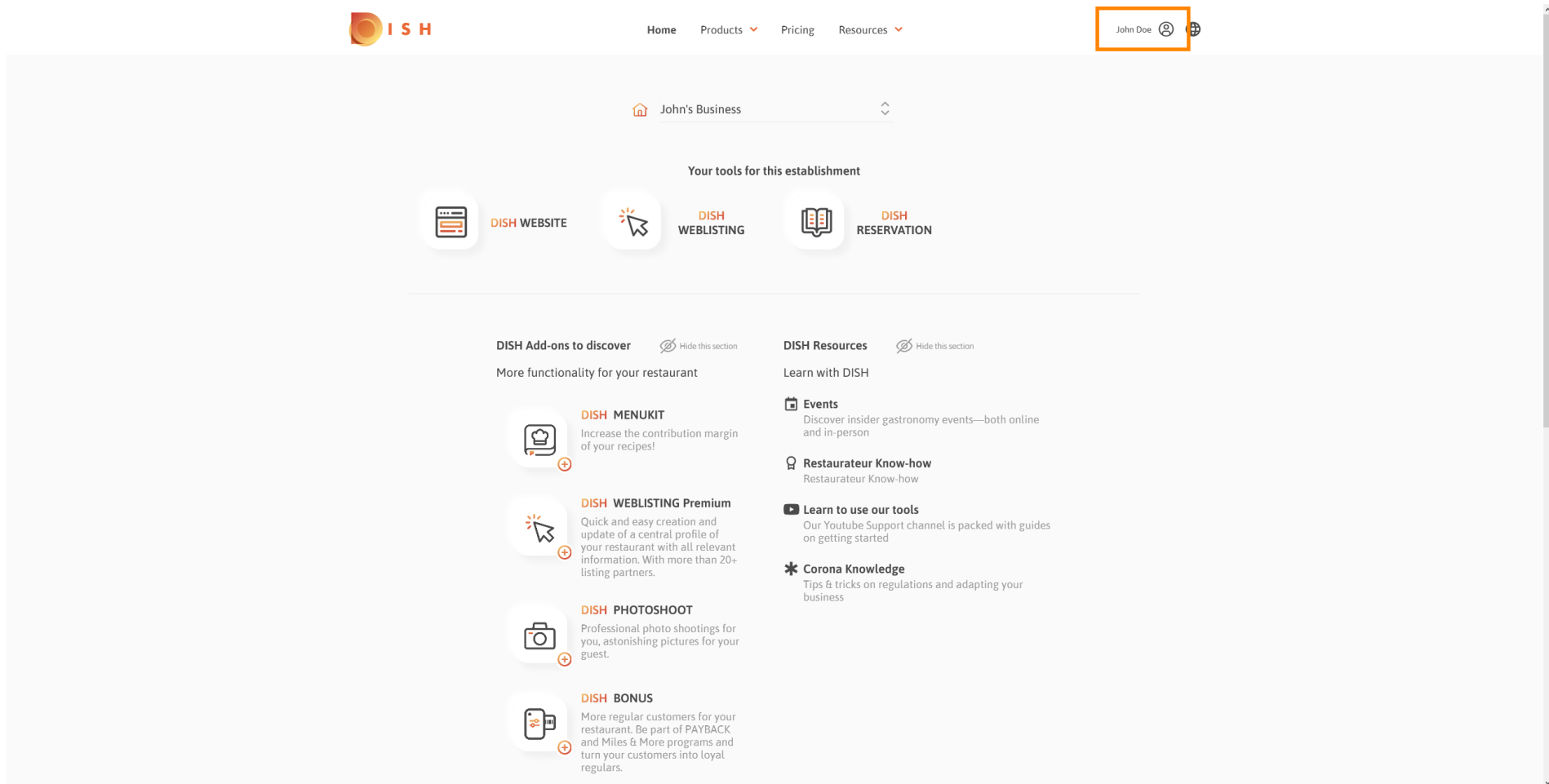




Sobald Sie sich bei Ihrem DISH-Konto angemeldet haben, klicken Sie auf Ihr **Profilsymbol**.



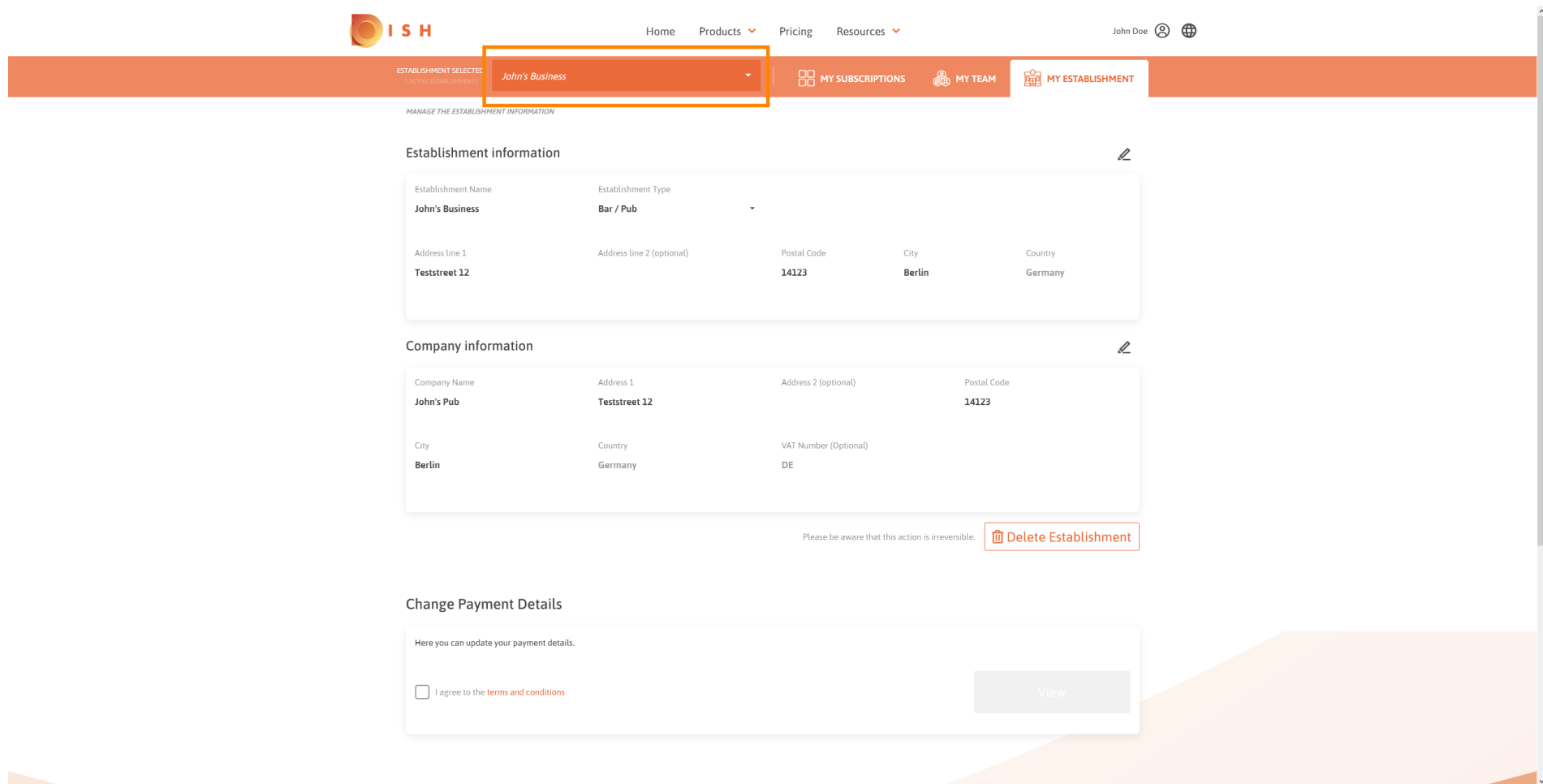
The screenshot displays the DISH user interface. At the top left is the DISH logo. The navigation menu includes 'Home', 'Products', 'Pricing', and 'Resources'. In the top right corner, the user's name 'John Doe' is displayed next to a profile icon and a globe icon, which is highlighted with an orange box. Below the navigation is a breadcrumb trail 'John's Business'. The main content area is titled 'Your tools for this establishment' and features three icons: 'DISH WEBSITE', 'DISH WEBLISTING', and 'DISH RESERVATION'. Below this, there are two columns of featured content. The left column is titled 'DISH Add-ons to discover' and includes 'DISH MENUKIT', 'DISH WEBLISTING Premium', 'DISH PHOTOSHOOT', and 'DISH BONUS'. The right column is titled 'DISH Resources' and includes 'Events', 'Restaurateur Know-how', 'Learn to use our tools', and 'Corona Knowledge'.

Klicken Sie auf **Meine Betriebe**, um die Einstellungen zu öffnen.

The screenshot displays the DISH user interface for a user named John Doe. The top navigation bar includes 'Home', 'Products', 'Pricing', and 'Resources'. The user's name 'John Doe' is visible in the top right corner. Below the navigation bar, there is a dropdown menu for 'John's Business'. Underneath, a section titled 'Your tools for this establishment' features three icons: 'DISH WEBSITE', 'DISH WEBLISTING', and 'DISH RESERVATION'. A dropdown menu is open in the top right corner, showing 'Account & Settings' (Notifications, security and more) and 'My Establishments' (Your business & payment info), with the latter highlighted by a red box. Below this, there are two columns of content: 'DISH Add-ons to discover' and 'DISH Resources'. The 'DISH Add-ons to discover' section lists 'DISH MENUKIT', 'DISH WEBLISTING Premium', 'DISH PHOTOSHOOT', and 'DISH BONUS'. The 'DISH Resources' section lists 'Events', 'Restaurateur Know-how', 'Learn to use our tools', and 'Corona Knowledge'.



Klicken Sie auf das **Dropdown-Menü** , um zwischen Ihren Einrichtungen auszuwählen. Hinweis: Durch Klicken auf Einrichtung hinzufügen fügen Sie Ihrem Konto eine weitere Einrichtung hinzu.



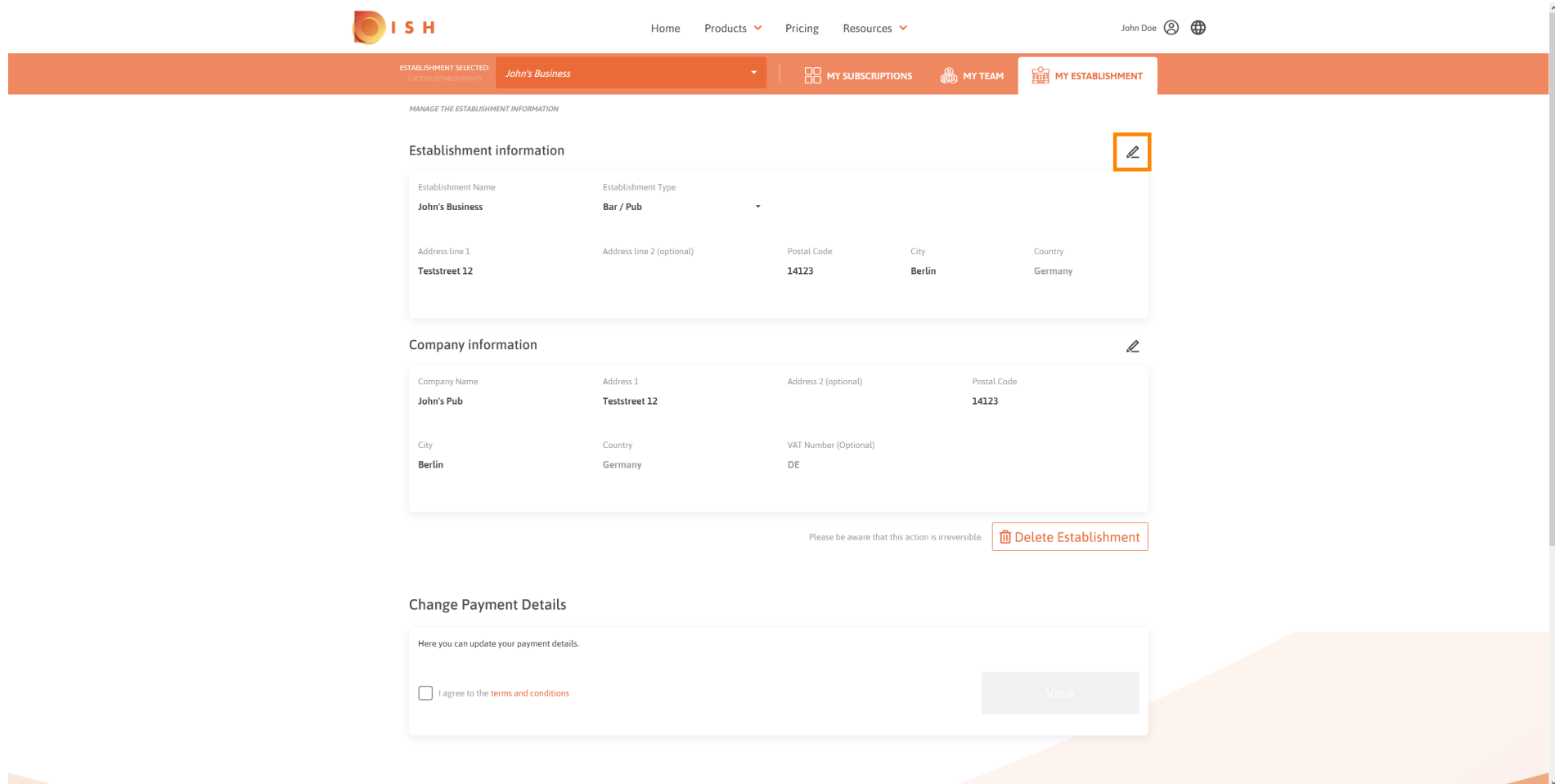
The screenshot displays the user interface for managing establishments. At the top, there is a navigation bar with the ISH logo, a user profile for 'John Doe', and a globe icon. Below this is a secondary navigation bar with 'ESTABLISHMENT SELECTOR' (1 ACTIVE ESTABLISHMENTS) and a dropdown menu currently showing 'John's Business'. Other menu items include 'MY SUBSCRIPTIONS', 'MY TEAM', and 'MY ESTABLISHMENT'. The main content area is titled 'MANAGE THE ESTABLISHMENT INFORMATION' and contains three sections:

- Establishment information:** A form with fields for Establishment Name (John's Business), Establishment Type (Bar / Pub), Address line 1 (Teststreet 12), Address line 2 (optional), Postal Code (14123), City (Berlin), and Country (Germany).
- Company information:** A form with fields for Company Name (John's Pub), Address 1 (Teststreet 12), Address 2 (optional), Postal Code (14123), City (Berlin), Country (Germany), and VAT Number (Optional) (DE).
- Change Payment Details:** A section with a 'View' button and a checkbox for 'I agree to the terms and conditions'.

A 'Delete Establishment' button is located at the bottom right of the company information section, with a warning: 'Please be aware that this action is irreversible.'



Um Informationen über die Einrichtung zu bearbeiten, klicken Sie auf das **Bleistiftsymbol**.



The screenshot displays the DISH user interface for managing establishment information. The top navigation bar includes 'Home', 'Products', 'Pricing', and 'Resources'. The user is logged in as 'John Doe'. The main content area is titled 'MANAGE THE ESTABLISHMENT INFORMATION' and features a dropdown menu for 'ESTABLISHMENT SELECTED' with 'John's Business' selected. Below this, there are three tabs: 'MY SUBSCRIPTIONS', 'MY TEAM', and 'MY ESTABLISHMENT'. The 'Establishment information' section contains a table with the following data:

Establishment Name	Establishment Type	Address Line 1	Address Line 2 (optional)	Postal Code	City	Country
John's Business	Bar / Pub	Teststreet 12		14123	Berlin	Germany

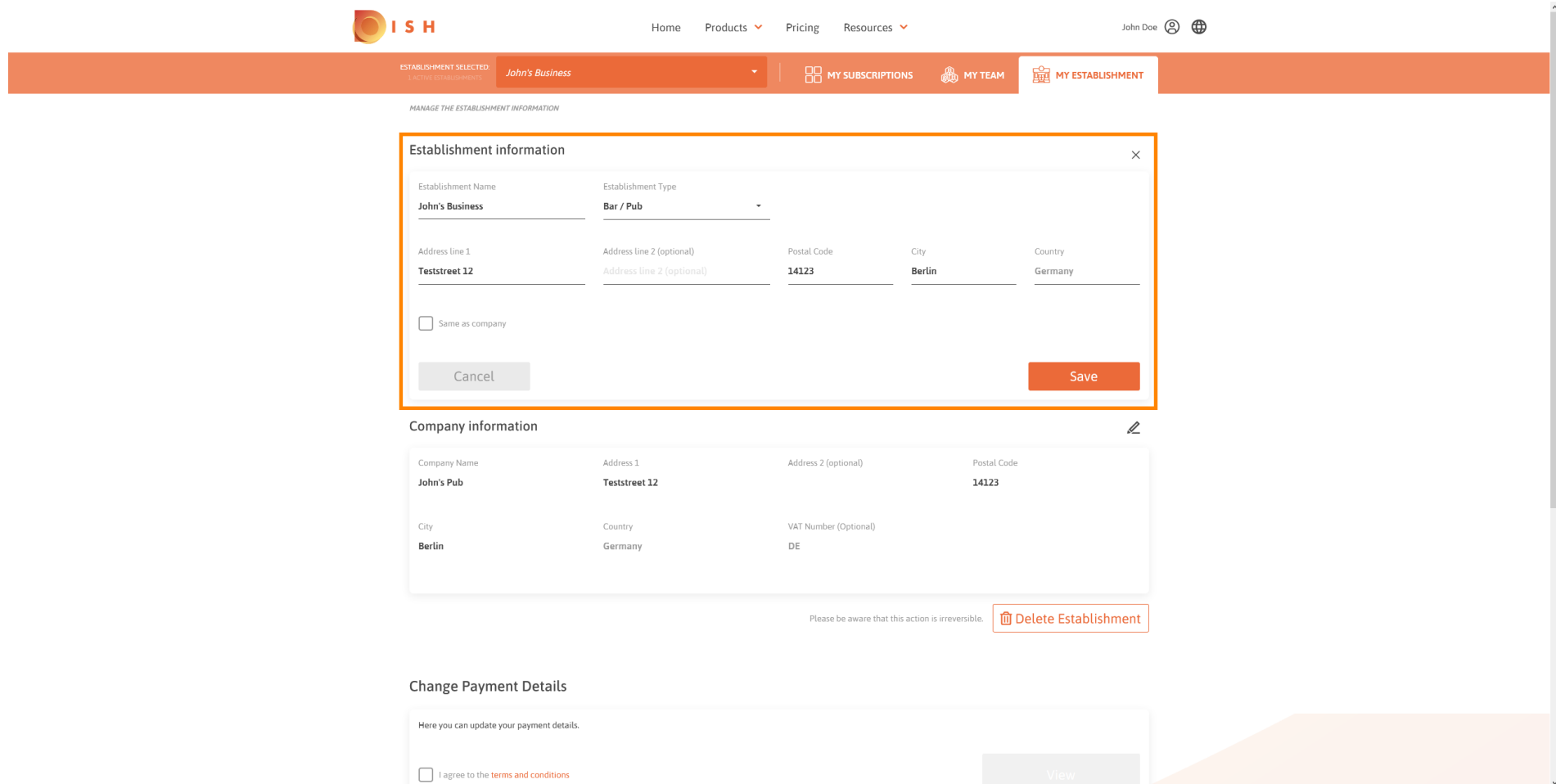
The 'Company information' section contains a table with the following data:

Company Name	Address 1	Address 2 (optional)	Postal Code
John's Pub	Teststreet 12		14123

Below the company information table, there is a 'Delete Establishment' button and a warning: 'Please be aware that this action is irreversible.' At the bottom, there is a 'Change Payment Details' section with a 'View' button and a checkbox for 'I agree to the terms and conditions'.



Nachdem Sie auf das Bleistiftsymbol geklickt haben, können Sie die Betriebsinformationen bearbeiten.

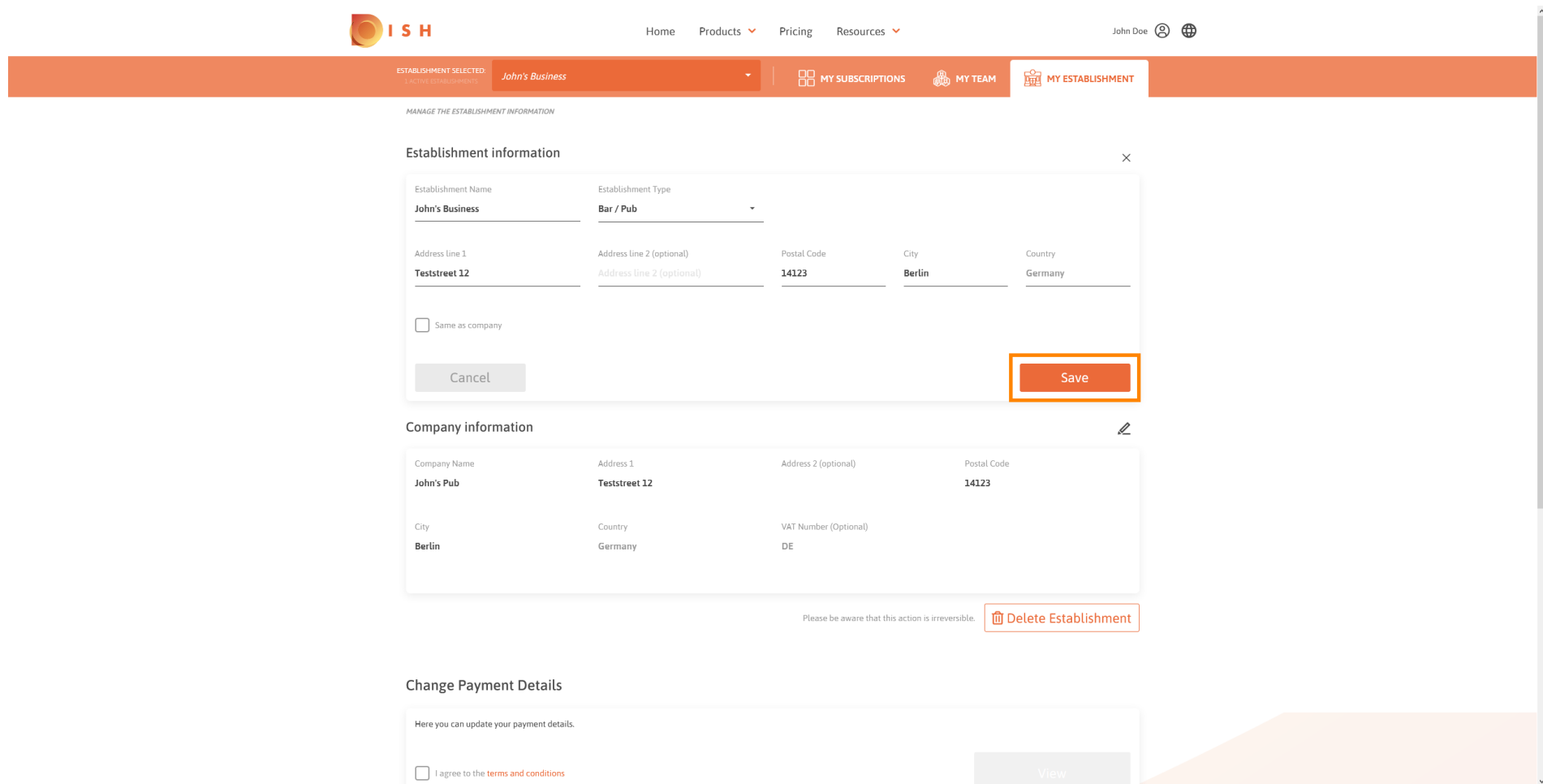


The screenshot displays the DISH web interface. At the top, there is a navigation bar with the logo, 'Home', 'Products', 'Pricing', and 'Resources'. The user 'John Doe' is logged in. Below this is a secondary navigation bar with 'ESTABLISHMENT SELECTED: John's Business' and tabs for 'MY SUBSCRIPTIONS', 'MY TEAM', and 'MY ESTABLISHMENT'. The main content area is titled 'MANAGE THE ESTABLISHMENT INFORMATION' and contains three sections:

- Establishment information:** A modal form with fields for:
  - Establishment Name: John's Business
  - Establishment Type: Bar / Pub
  - Address line 1: Teststreet 12
  - Address line 2 (optional): Address line 2 (optional)
  - Postal Code: 14123
  - City: Berlin
  - Country: Germany
 There is a checkbox for 'Same as company' and buttons for 'Cancel' and 'Save'.
- Company information:** A form with fields for:
  - Company Name: John's Pub
  - Address 1: Teststreet 12
  - Address 2 (optional):
  - Postal Code: 14123
  - City: Berlin
  - Country: Germany
  - VAT Number (Optional): DE
 A warning message states 'Please be aware that this action is irreversible.' and a 'Delete Establishment' button is present.
- Change Payment Details:** A section with the text 'Here you can update your payment details.' and a checkbox for 'I agree to the terms and conditions'. A 'View' button is also visible.



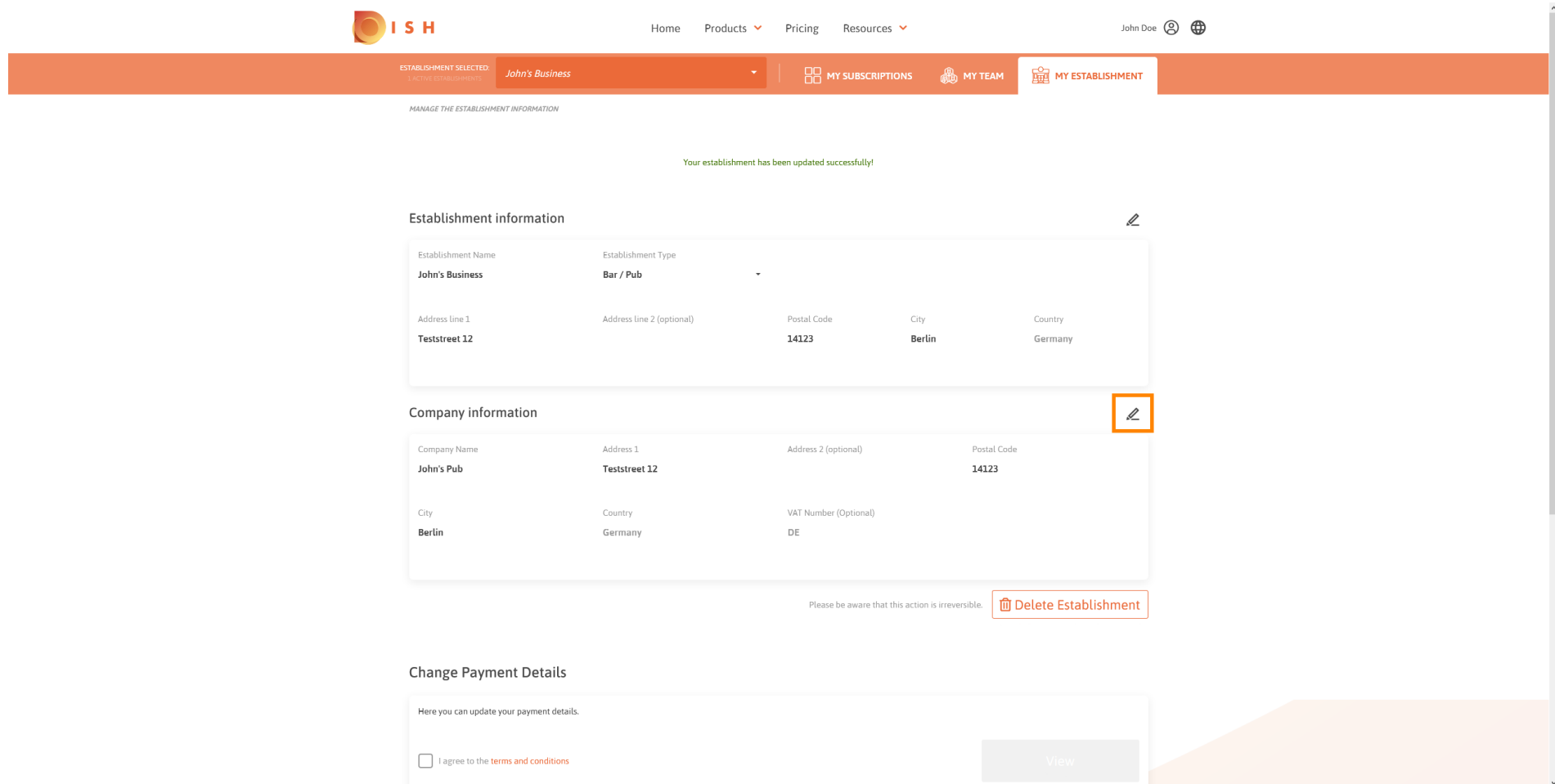
Um die Änderungen zu übernehmen, klicken Sie auf **Speichern**. Hinweis: Wenn Sie keine Änderungen vorgenommen haben, klicken Sie auf Abbrechen oder das x-Symbol.



The screenshot shows the DISH web application interface. At the top, there is a navigation bar with the DISH logo, a user profile for 'John Doe', and menu items for 'Home', 'Products', 'Pricing', and 'Resources'. Below this is a secondary navigation bar with 'ESTABLISHMENT SELECTED: John's Business' and buttons for 'MY SUBSCRIPTIONS', 'MY TEAM', and 'MY ESTABLISHMENT'. The main content area is titled 'MANAGE THE ESTABLISHMENT INFORMATION' and contains three sections: 'Establishment information', 'Company information', and 'Change Payment Details'. The 'Establishment information' section is currently active and contains a form with the following fields: Establishment Name (John's Business), Establishment Type (Bar / Pub), Address line 1 (Teststreet 12), Address line 2 (optional), Postal Code (14123), City (Berlin), and Country (Germany). There is a checkbox for 'Same as company' and two buttons: 'Cancel' and 'Save'. The 'Save' button is highlighted with an orange border. The 'Company information' section contains fields for Company Name (John's Pub), Address 1 (Teststreet 12), Address 2 (optional), Postal Code (14123), City (Berlin), Country (Germany), and VAT Number (Optional) (DE). Below this section is a warning message: 'Please be aware that this action is irreversible.' and a 'Delete Establishment' button. The 'Change Payment Details' section contains a checkbox for 'I agree to the terms and conditions' and a 'View' button.



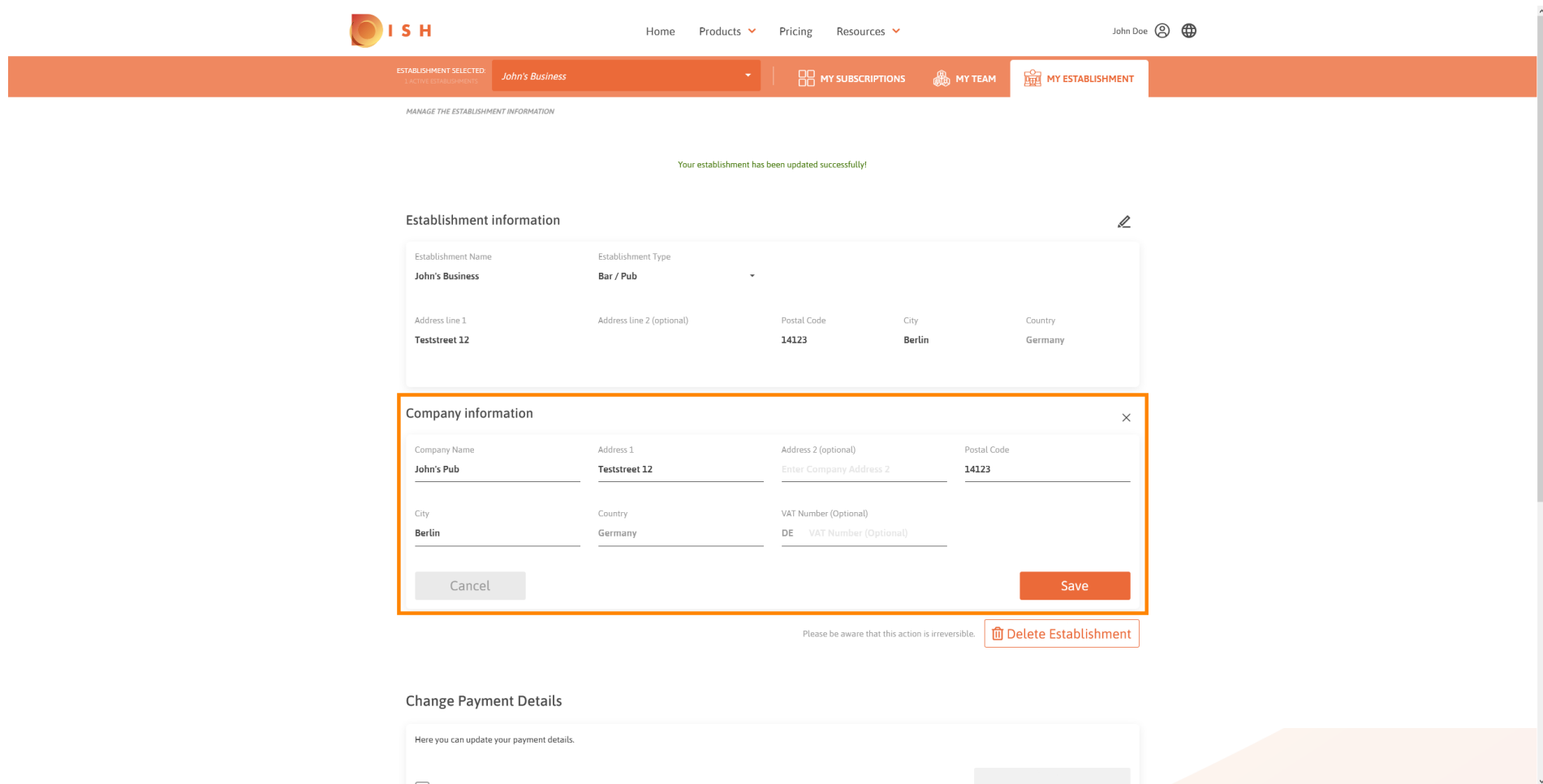
Um die Firmeninformationen zu bearbeiten, klicken Sie auf das untere **Bleistiftsymbol**.



The screenshot displays the DISH user interface. At the top, there is a navigation bar with the DISH logo, a user profile for 'John Doe', and menu items for 'Home', 'Products', 'Pricing', and 'Resources'. Below this is a secondary navigation bar with 'ESTABLISHMENT SELECTED: John's Business' and tabs for 'MY SUBSCRIPTIONS', 'MY TEAM', and 'MY ESTABLISHMENT'. The main content area shows a success message: 'Your establishment has been updated successfully!'. Below this, there are two main sections: 'Establishment information' and 'Company information'. The 'Establishment information' section contains fields for Establishment Name (John's Business), Establishment Type (Bar / Pub), Address line 1 (Teststreet 12), Address line 2 (optional), Postal Code (14123), City (Berlin), and Country (Germany). The 'Company information' section contains fields for Company Name (John's Pub), Address 1 (Teststreet 12), Address 2 (optional), Postal Code (14123), City (Berlin), Country (Germany), and VAT Number (Optional) (DE). A 'Delete Establishment' button is visible below the company information section. At the bottom, there is a 'Change Payment Details' section with a checkbox for 'I agree to the terms and conditions' and a 'View' button. A pencil icon is highlighted in an orange box next to the 'Company information' section header.



Nachdem Sie auf das Bleistiftsymbol geklickt haben, können Sie die Unternehmensinformationen bearbeiten.

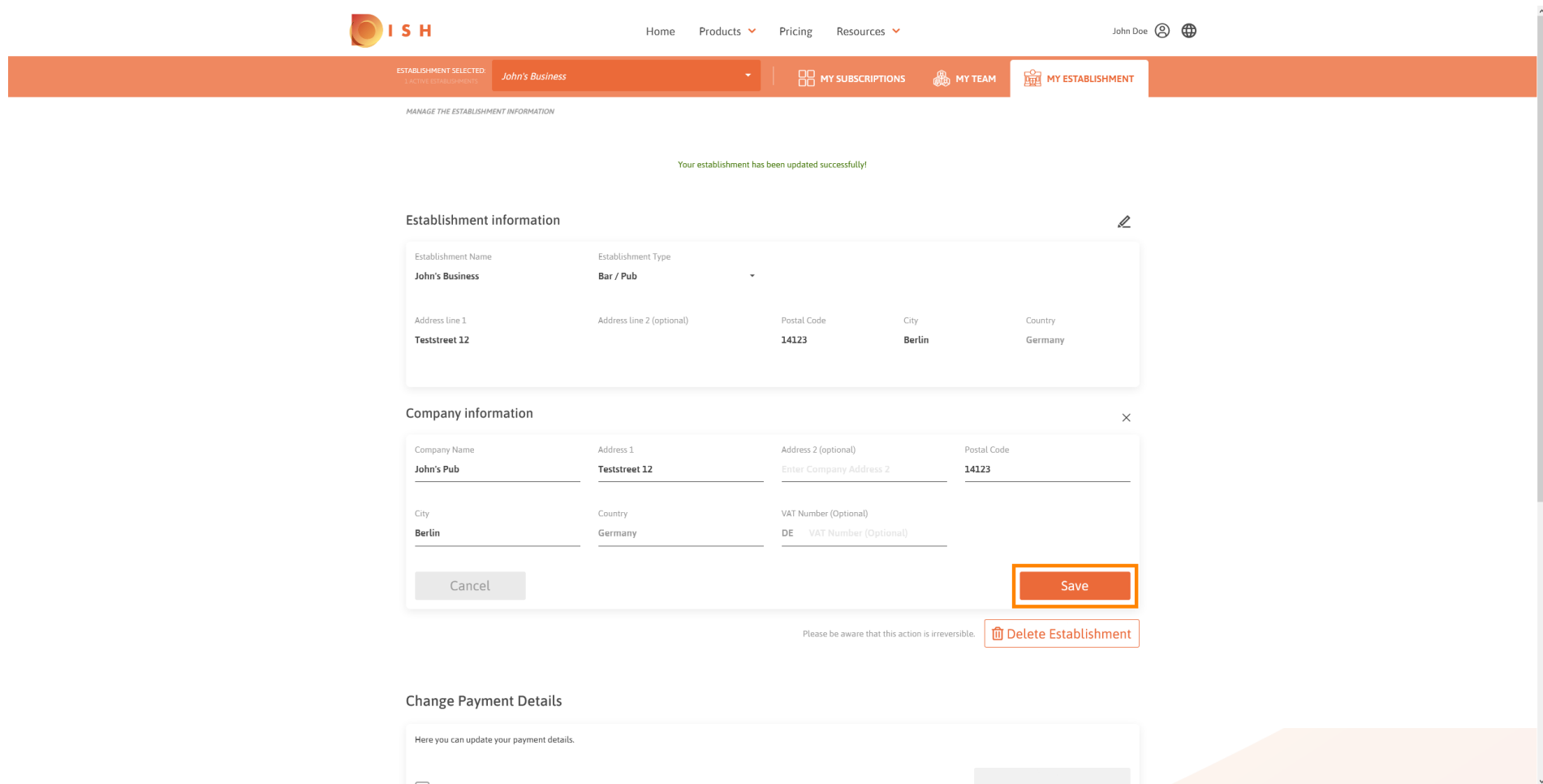


The screenshot shows the DISH web application interface. At the top, there is a navigation bar with the ISH logo, a user profile for 'John Doe', and menu items for 'Home', 'Products', 'Pricing', and 'Resources'. Below this is a secondary navigation bar with 'ESTABLISHMENT SELECTED: John's Business' and tabs for 'MY SUBSCRIPTIONS', 'MY TEAM', and 'MY ESTABLISHMENT'. The main content area displays a success message: 'Your establishment has been updated successfully!'. Below this is the 'Establishment information' section, which includes fields for Establishment Name (John's Business), Establishment Type (Bar / Pub), Address Line 1 (Teststreet 12), Address Line 2 (optional), Postal Code (14123), City (Berlin), and Country (Germany). A pencil icon is visible next to this section. A modal window titled 'Company information' is open, containing fields for Company Name (John's Pub), Address 1 (Teststreet 12), Address 2 (optional) (Enter Company Address 2), Postal Code (14123), City (Berlin), Country (Germany), and VAT Number (Optional) (DE). The modal has 'Cancel' and 'Save' buttons. Below the modal, there is a warning: 'Please be aware that this action is irreversible.' and a 'Delete Establishment' button. At the bottom, there is a 'Change Payment Details' section with the text 'Here you can update your payment details.' and a grey button.





Um die Änderungen zu übernehmen, klicken Sie auf **Speichern**. Hinweis: Wenn Sie keine Änderungen vorgenommen haben, klicken Sie auf Abbrechen oder das x-Symbol.



ISH Home Products Pricing Resources John Doe

ESTABLISHMENT SELECTED: **John's Business** MY SUBSCRIPTIONS MY TEAM MY ESTABLISHMENT

MANAGE THE ESTABLISHMENT INFORMATION

Your establishment has been updated successfully!

### Establishment information

Establishment Name	Establishment Type			
John's Business	Bar / Pub			
Address Line 1	Address Line 2 (optional)	Postal Code	City	Country
Teststreet 12		14123	Berlin	Germany

### Company information

Company Name	Address 1	Address 2 (optional)	Postal Code
John's Pub	Teststreet 12	Enter Company Address 2	14123
City	Country	VAT Number (Optional)	
Berlin	Germany	DE VAT Number (Optional)	

Cancel Save

Please be aware that this action is irreversible. Delete Establishment

### Change Payment Details

Here you can update your payment details.

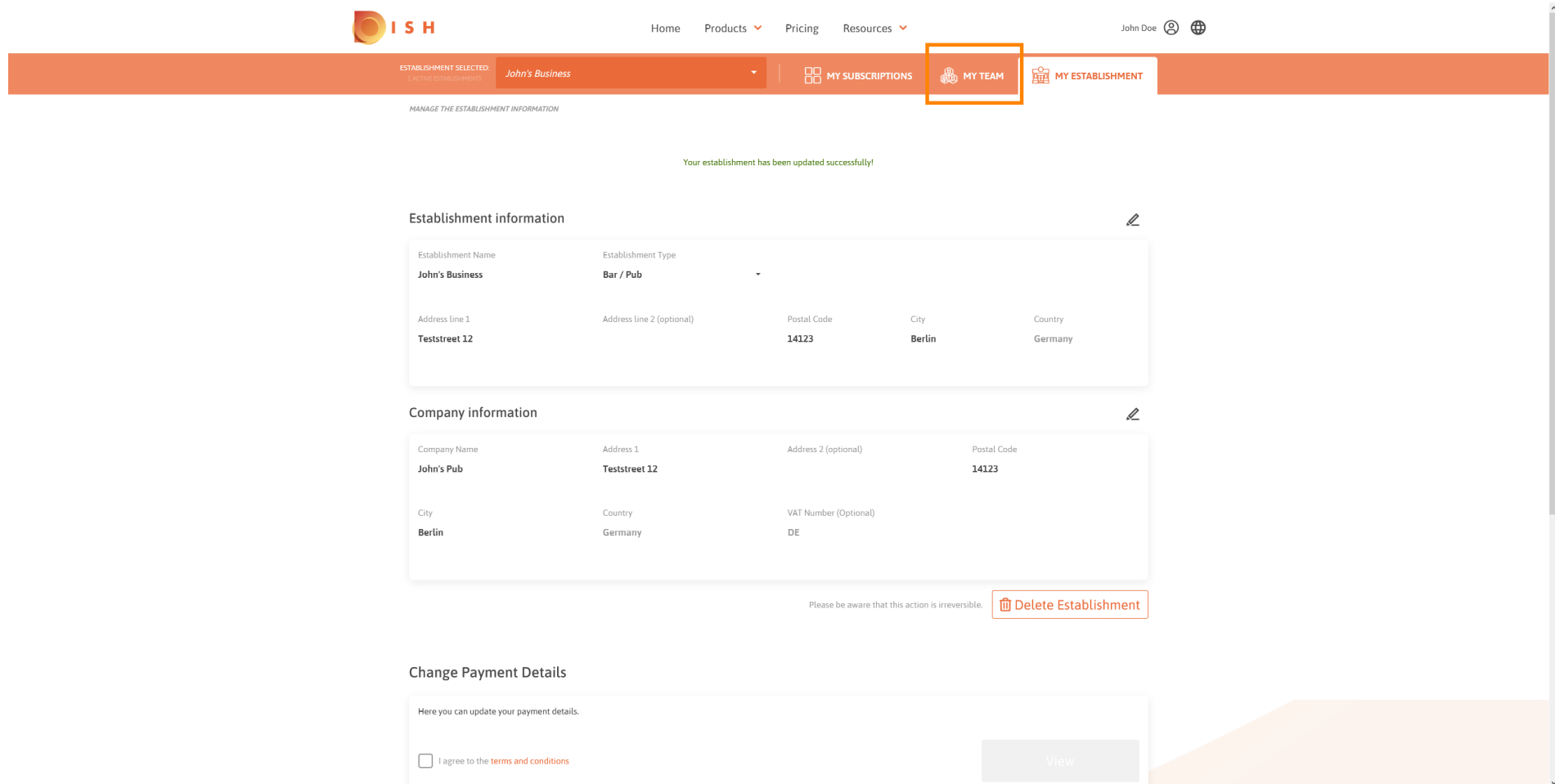


Um die Einrichtung zu löschen, klicken Sie auf **Einrichtung löschen**. Hinweis: Bevor die Einrichtung endgültig gelöscht wird, müssen Sie zwei Sicherheitsschritte durchlaufen. Diese Aktion ist irreversibel.

The screenshot shows the DISH web application interface. At the top, there is a navigation bar with the ISH logo, a user profile for 'John Doe', and menu items for 'Home', 'Products', 'Pricing', and 'Resources'. Below this is a secondary navigation bar with 'ESTABLISHMENT SELECTED: John's Business' and buttons for 'MY SUBSCRIPTIONS', 'MY TEAM', and 'MY ESTABLISHMENT'. The main content area displays a success message: 'Your establishment has been updated successfully!'. Below this, there are two sections: 'Establishment information' and 'Company information'. The 'Establishment information' section shows fields for 'Establishment Name' (John's Business), 'Establishment Type' (Bar / Pub), 'Address Line 1' (Teststreet 12), 'Postal Code' (14123), 'City' (Berlin), and 'Country' (Germany). The 'Company information' section shows fields for 'Company Name' (John's Pub), 'Address 1' (Teststreet 12), 'Address 2 (optional)' (Enter Company Address 2), 'Postal Code' (14123), 'City' (Berlin), 'Country' (Germany), and 'VAT Number (Optional)' (DE). At the bottom of the 'Company information' section, there are 'Cancel' and 'Save' buttons. A 'Delete Establishment' button, highlighted with an orange border, is located below the 'Company information' section. A warning message states: 'Please be aware that this action is irreversible'. Below this, there is a 'Change Payment Details' section with a text input field and a 'Save' button.



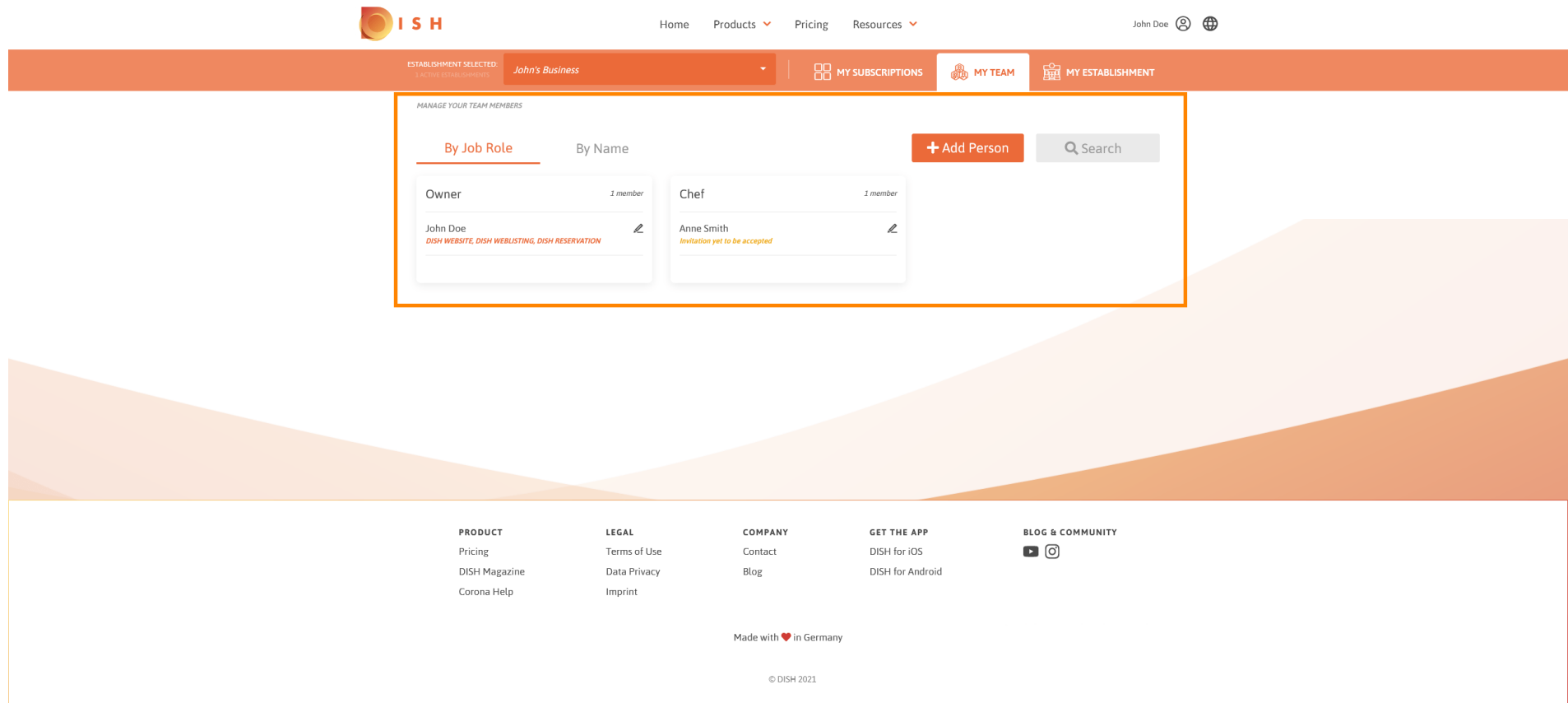
Um Informationen zu Mitarbeitern zu bearbeiten, klicken Sie auf **mein Team**.



The screenshot shows the DISH user interface. At the top, there is a navigation bar with the DISH logo, a user profile for 'John Doe', and a menu with options: Home, Products, Pricing, and Resources. Below this is a secondary navigation bar with 'ESTABLISHMENT SELECTED: John's Business' and buttons for 'MY SUBSCRIPTIONS', 'MY TEAM' (highlighted with an orange box), and 'MY ESTABLISHMENT'. The main content area displays a success message: 'Your establishment has been updated successfully!'. Below this are two sections: 'Establishment information' and 'Company information', each with a pencil icon for editing. The 'Establishment information' section contains fields for Establishment Name (John's Business), Establishment Type (Bar / Pub), Address line 1 (Teststreet 12), Address line 2 (optional), Postal Code (14123), City (Berlin), and Country (Germany). The 'Company information' section contains fields for Company Name (John's Pub), Address 1 (Teststreet 12), Address 2 (optional), Postal Code (14123), City (Berlin), Country (Germany), and VAT Number (Optional) (DE). At the bottom of the company information section, there is a warning: 'Please be aware that this action is irreversible.' and a 'Delete Establishment' button. Below the company information is a 'Change Payment Details' section with a text input field and a 'View' button.

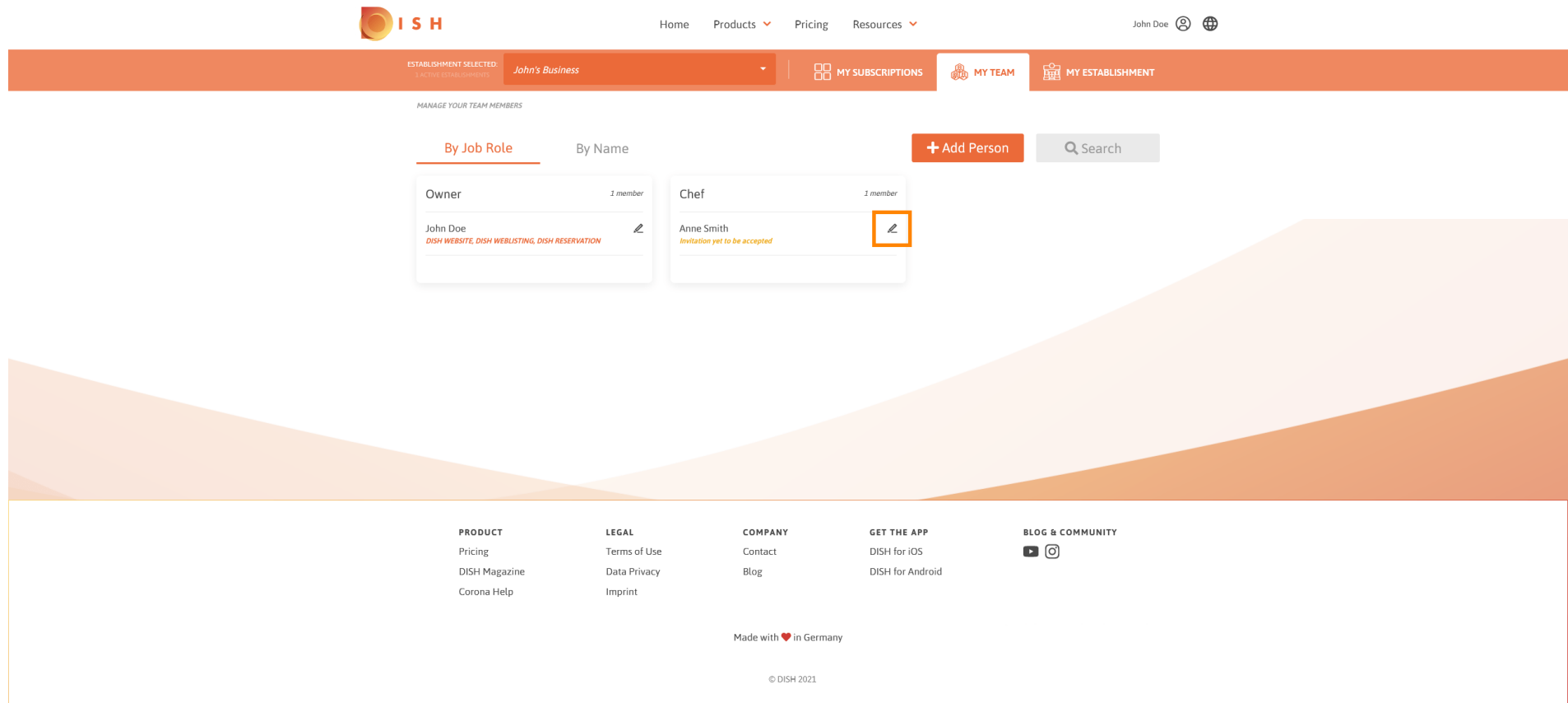


Auf dem Dashboard meines Teams können Sie Informationen zu den Mitarbeitern bearbeiten.



The screenshot displays the DISH dashboard interface. At the top, there is a navigation bar with the DISH logo, a user profile for John Doe, and a globe icon. Below this is a secondary navigation bar with options: 'ESTABLISHMENT SELECTED: John's Business', 'MY SUBSCRIPTIONS', 'MY TEAM', and 'MY ESTABLISHMENT'. The main content area is titled 'MANAGE YOUR TEAM MEMBERS' and features two tabs: 'By Job Role' (selected) and 'By Name'. There is a '+ Add Person' button and a search bar. The 'By Job Role' tab shows two categories: 'Owner' (1 member) and 'Chef' (1 member). Under 'Owner', there is a card for John Doe with the text 'DISH WEBSITE, DISH WEBLISTING, DISH RESERVATION' and an edit icon. Under 'Chef', there is a card for Anne Smith with the text 'Invitation yet to be accepted' and an edit icon. The footer contains several columns of links: 'PRODUCT' (Pricing, DISH Magazine, Corona Help), 'LEGAL' (Terms of Use, Data Privacy, Imprint), 'COMPANY' (Contact, Blog), 'GET THE APP' (DISH for iOS, DISH for Android), and 'BLOG & COMMUNITY' (YouTube, Instagram). At the bottom center, it says 'Made with ❤️ in Germany' and '© DISH 2021'.

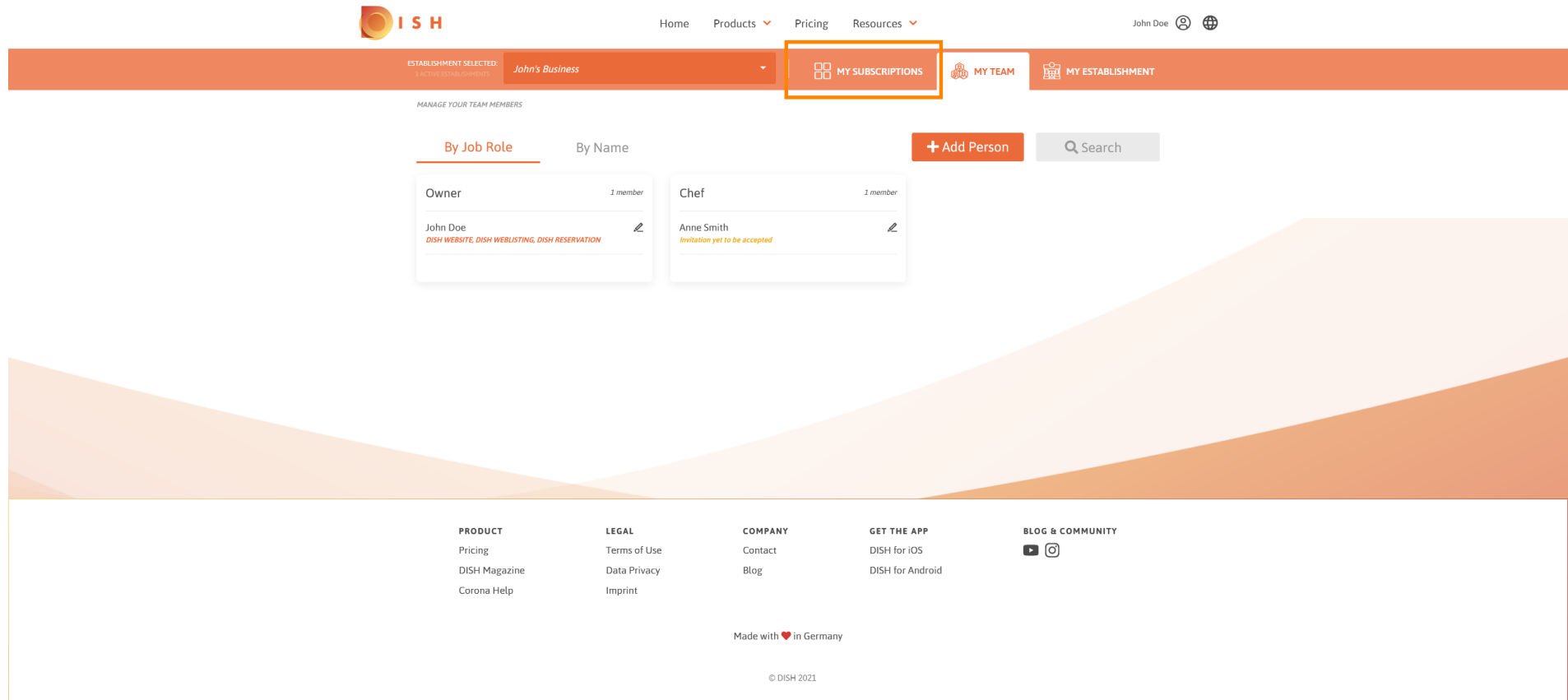
Um Informationen zu bearbeiten, klicken Sie auf das **Bleistiftsymbol**.



The screenshot displays the DISH user interface for managing team members. At the top, there is a navigation bar with the DISH logo, a user profile for 'John Doe', and menu items for 'Home', 'Products', 'Pricing', and 'Resources'. Below this is a secondary bar showing the selected establishment 'John's Business' and navigation options for 'MY SUBSCRIPTIONS', 'MY TEAM', and 'MY ESTABLISHMENT'. The main content area is titled 'MANAGE YOUR TEAM MEMBERS' and features two tabs: 'By Job Role' (selected) and 'By Name'. There are buttons for '+ Add Person' and a search bar. Two team member cards are visible: 'Owner' (John Doe) and 'Chef' (Anne Smith). The edit icon (pencil) on the Chef card is highlighted with an orange box. The footer contains links for 'PRODUCT', 'LEGAL', 'COMPANY', 'GET THE APP', and 'BLOG & COMMUNITY', along with a 'Made with ❤️ in Germany' message and a copyright notice for © DISH 2021.



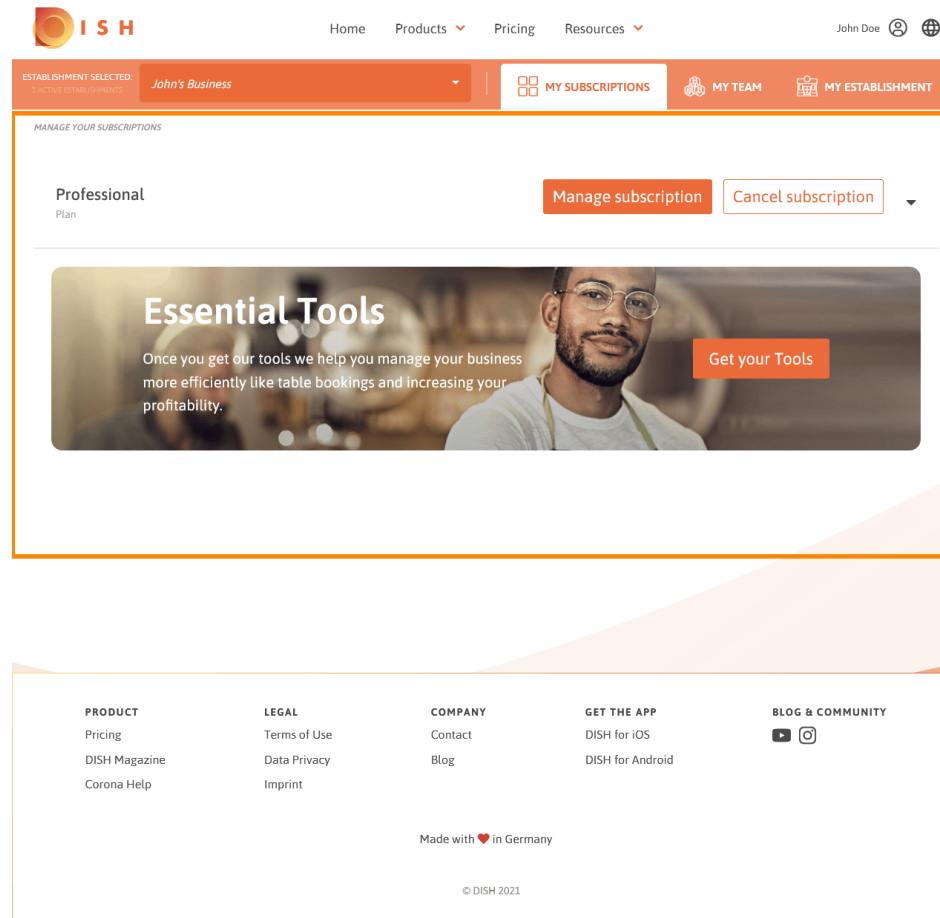
Um einen Überblick über alle Ihre Tools zu erhalten, klicken Sie auf **meine Abonnements**.



The screenshot displays the DISH user interface. At the top, there is a navigation bar with the DISH logo, a user profile for 'John Doe', and menu items for 'Home', 'Products', 'Pricing', and 'Resources'. Below this is a secondary navigation bar with 'ESTABLISHMENT SELECTED: John's Business' and three main sections: 'MY SUBSCRIPTIONS' (highlighted with an orange box), 'MY TEAM', and 'MY ESTABLISHMENT'. The 'MY SUBSCRIPTIONS' section is titled 'MANAGE YOUR TEAM MEMBERS' and has two tabs: 'By Job Role' (selected) and 'By Name'. There are '+ Add Person' and 'Search' buttons. Two member cards are shown: 'Owner' with 'John Doe' (DISH WEBSITE, DISH WEBLISTING, DISH RESERVATION) and 'Chef' with 'Anne Smith' (invitation yet to be accepted). The footer contains links for 'PRODUCT', 'LEGAL', 'COMPANY', 'GET THE APP', and 'BLOG & COMMUNITY', along with 'Made with ❤️ in Germany' and '© DISH 2021'.



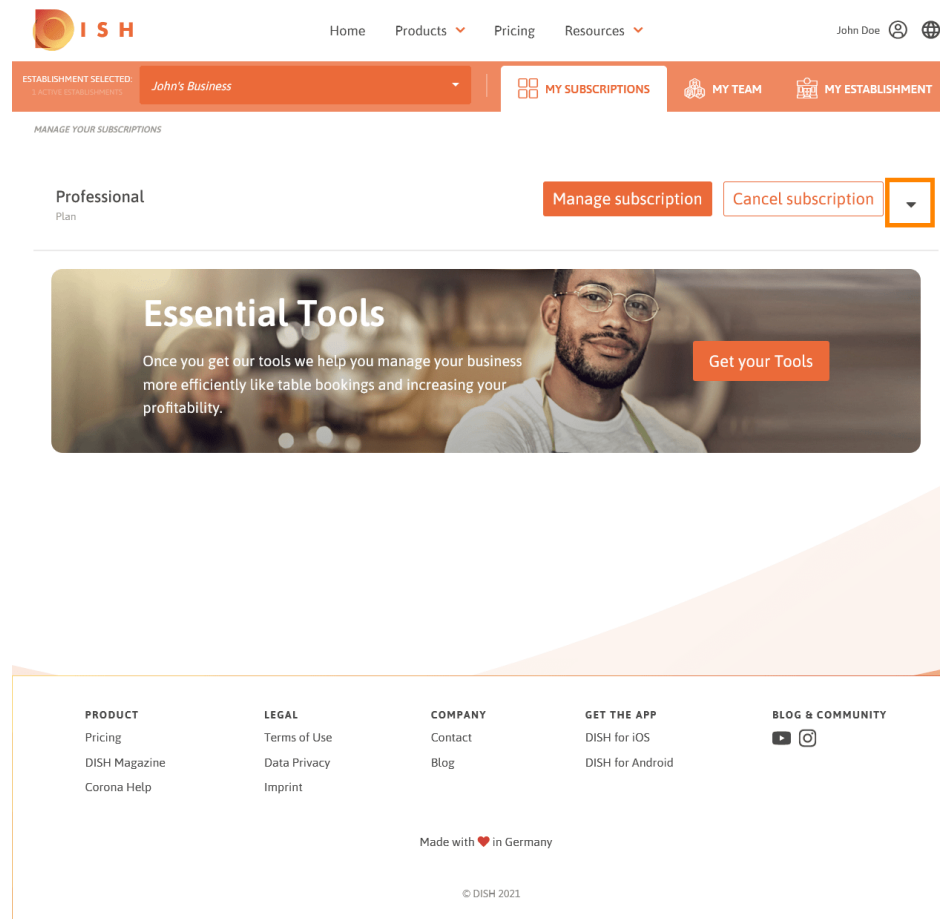
Auf dem Dashboard meiner Abonnements können Sie Ihre Tools verwalten.



The screenshot displays the DISH user dashboard. At the top, the navigation bar includes the DISH logo, a user profile for 'John Doe', and menu items for 'Home', 'Products', 'Pricing', and 'Resources'. Below this, a secondary navigation bar shows the selected establishment 'John's Business' and three main sections: 'MY SUBSCRIPTIONS', 'MY TEAM', and 'MY ESTABLISHMENT'. The 'MY SUBSCRIPTIONS' section is active, showing a 'Professional Plan' with 'Manage subscription' and 'Cancel subscription' buttons. Below the subscription information is a promotional banner for 'Essential Tools' featuring a chef and a 'Get your Tools' button. The footer contains five columns of links: 'PRODUCT' (Pricing, DISH Magazine, Corona Help), 'LEGAL' (Terms of Use, Data Privacy, Imprint), 'COMPANY' (Contact, Blog), 'GET THE APP' (DISH for iOS, DISH for Android), and 'BLOG & COMMUNITY' (with YouTube and Instagram icons). The footer also includes the text 'Made with ❤️ in Germany' and '© DISH 2021'.



Klicken Sie auf den nach **unten weisenden Pfeil** , um alle Ihre Werkzeuge aus Ihrem aktuellen Plan anzuzeigen.

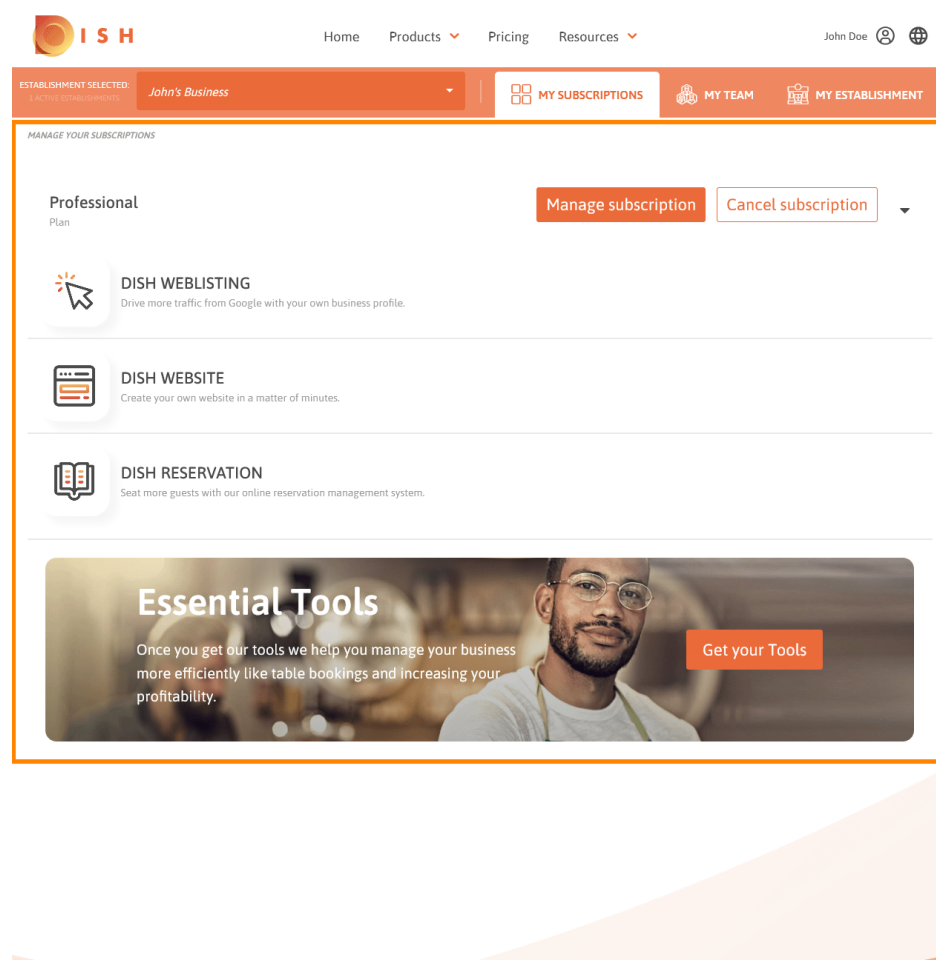


The screenshot displays the DISH user interface. At the top, there is a navigation bar with the DISH logo, a user profile for 'John Doe', and menu items for 'Home', 'Products', 'Pricing', and 'Resources'. Below this is a secondary navigation bar with 'ESTABLISHMENT SELECTED: John's Business' and buttons for 'MY SUBSCRIPTIONS', 'MY TEAM', and 'MY ESTABLISHMENT'. The main content area shows the 'Professional Plan' with 'Manage subscription' and 'Cancel subscription' buttons, and a dropdown arrow. Below this is a banner for 'Essential Tools' with a 'Get your Tools' button. The footer contains links for 'PRODUCT', 'LEGAL', 'COMPANY', 'GET THE APP', and 'BLOG & COMMUNITY', along with 'Made with ❤️ in Germany' and '© DISH 2021'.





Das ist es. Sie haben erfolgreich Informationen zu Ihrem Unternehmen bearbeitet.



The screenshot displays the DISH user interface. At the top, the navigation bar includes the ISH logo, a user profile for 'John Doe', and menu items for 'Home', 'Products', 'Pricing', and 'Resources'. Below this, a secondary navigation bar shows the selected establishment as 'John's Business' and provides access to 'MY SUBSCRIPTIONS', 'MY TEAM', and 'MY ESTABLISHMENT'. The main content area is titled 'MANAGE YOUR SUBSCRIPTIONS' and features a 'Professional Plan' with 'Manage subscription' and 'Cancel subscription' buttons. Below the subscription section, there are three tool cards: 'DISH WEBLISTING' (Drive more traffic from Google with your own business profile), 'DISH WEBSITE' (Create your own website in a matter of minutes), and 'DISH RESERVATION' (Seat more guests with our online reservation management system). At the bottom, an 'Essential Tools' banner features a photo of a smiling man and a 'Get your Tools' button, with the text: 'Once you get our tools we help you manage your business more efficiently like table bookings and increasing your profitability.'