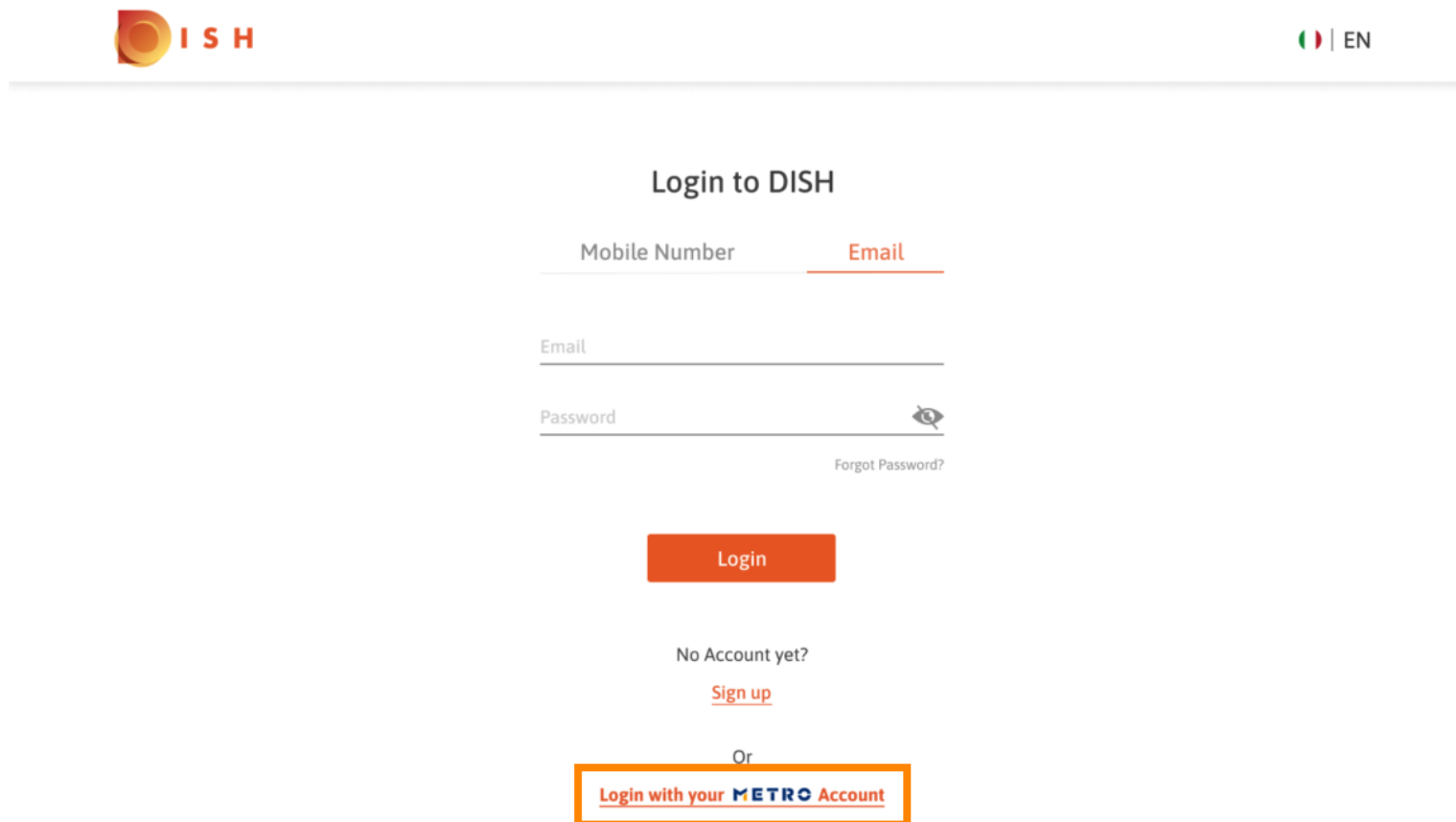




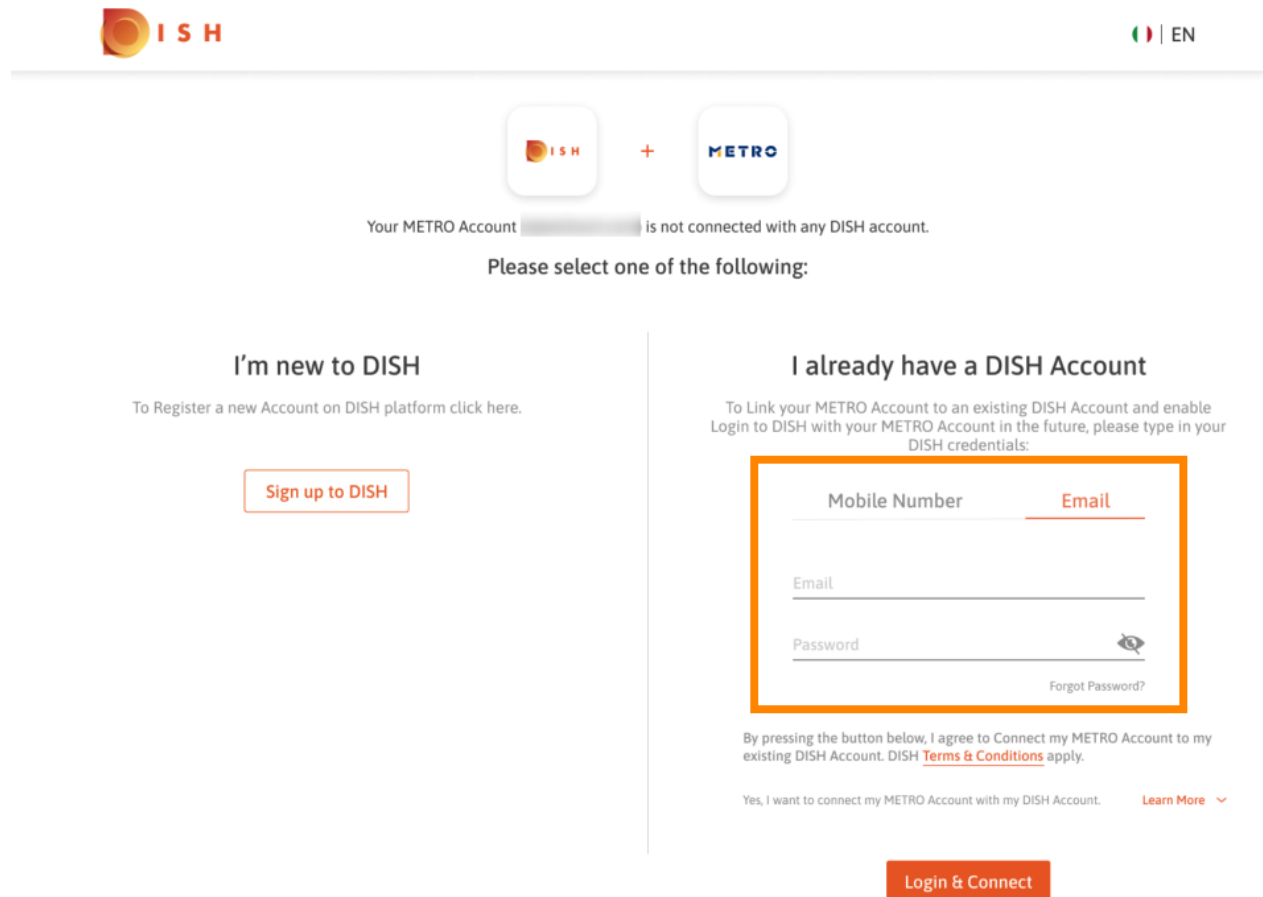
Зайдите на страницу входа в систему на сайте pit.co и нажмите «**Войти в свою учетную запись METRO**».



The screenshot shows the login page for DISH. At the top left is the DISH logo, and at the top right is a language selector showing the Italian flag and 'EN'. The main heading is 'Login to DISH'. Below it are two tabs: 'Mobile Number' and 'Email', with 'Email' selected. There are three input fields: 'Email', 'Password', and a 'Forgot Password?' link. A red 'Login' button is positioned below the password field. Below the button, there is a link for 'No Account yet? Sign up'. At the bottom, there is an 'Or' separator and a button labeled 'Login with your METRO Account' which is highlighted with an orange border.



Если у вас уже есть учетная запись DISH, введите **данные для входа** .

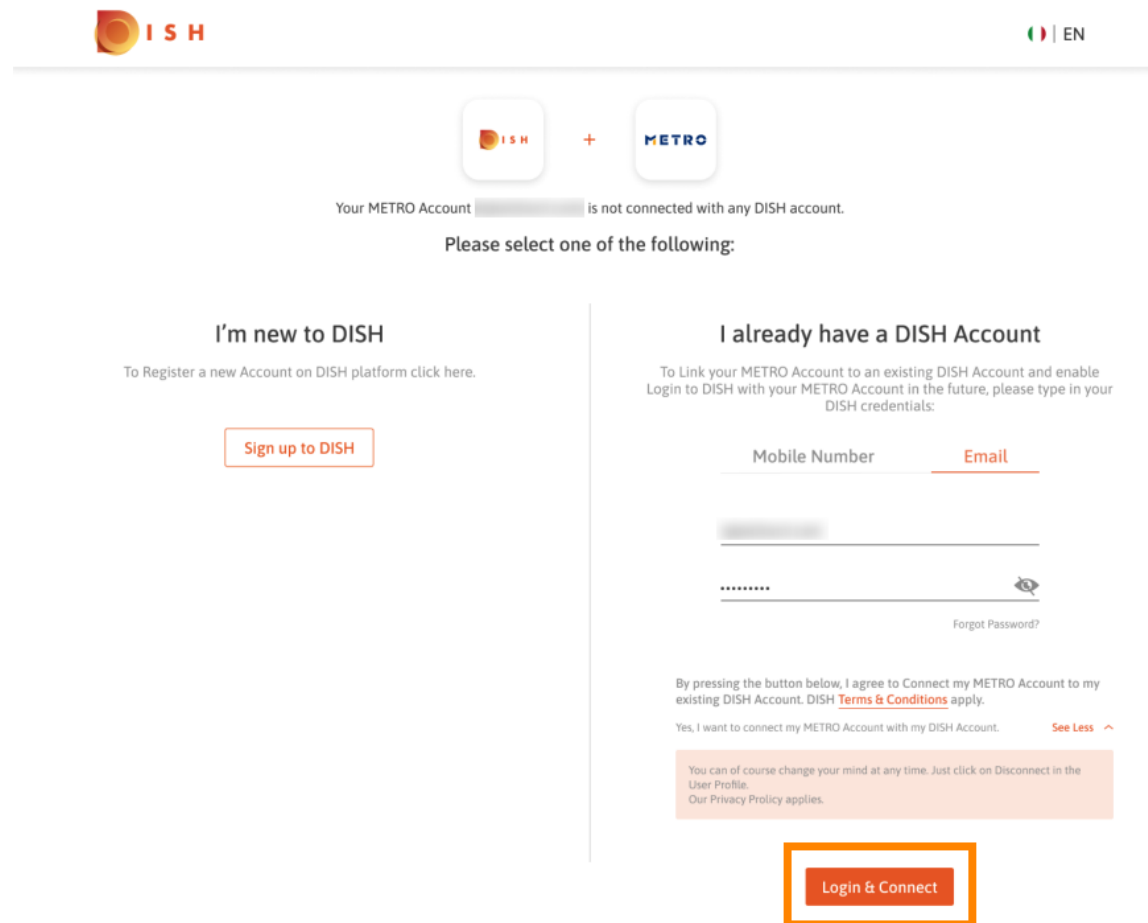


The screenshot shows the DISH login interface. At the top left is the DISH logo, and at the top right is a language selector showing a flag and 'EN'. Below the header, there are two icons: DISH and METRO, separated by a plus sign. A message states: 'Your METRO Account [redacted] is not connected with any DISH account. Please select one of the following:'. There are two main options:

- I'm new to DISH**: To Register a new Account on DISH platform click here. Below this is a button labeled 'Sign up to DISH'.
- I already have a DISH Account**: To Link your METRO Account to an existing DISH Account and enable Login to DISH with your METRO Account in the future, please type in your DISH credentials: This section contains a form with two tabs: 'Mobile Number' and 'Email'. The 'Email' tab is active. The form has fields for 'Email' and 'Password' (with an eye icon for visibility). Below the password field is a link for 'Forgot Password?'. Below the form, there is a text block: 'By pressing the button below, I agree to Connect my METRO Account to my existing DISH Account. DISH [Terms & Conditions](#) apply.' Below this is a line of text: 'Yes, I want to connect my METRO Account with my DISH Account.' followed by a 'Learn More' link with a dropdown arrow. At the bottom of this section is a large orange button labeled 'Login & Connect'.



Затем нажмите «**Войти и подключиться**» . Примечание. У вас есть возможность отключить свою учетную запись в любое время, если вы передумали позже.



The screenshot shows the DISH login and connection interface. At the top, the DISH logo is on the left and the language selector (EN) is on the right. Below the logo, there are two buttons: DISH and METRO, separated by a plus sign. A message states: "Your METRO Account [redacted] is not connected with any DISH account. Please select one of the following:"

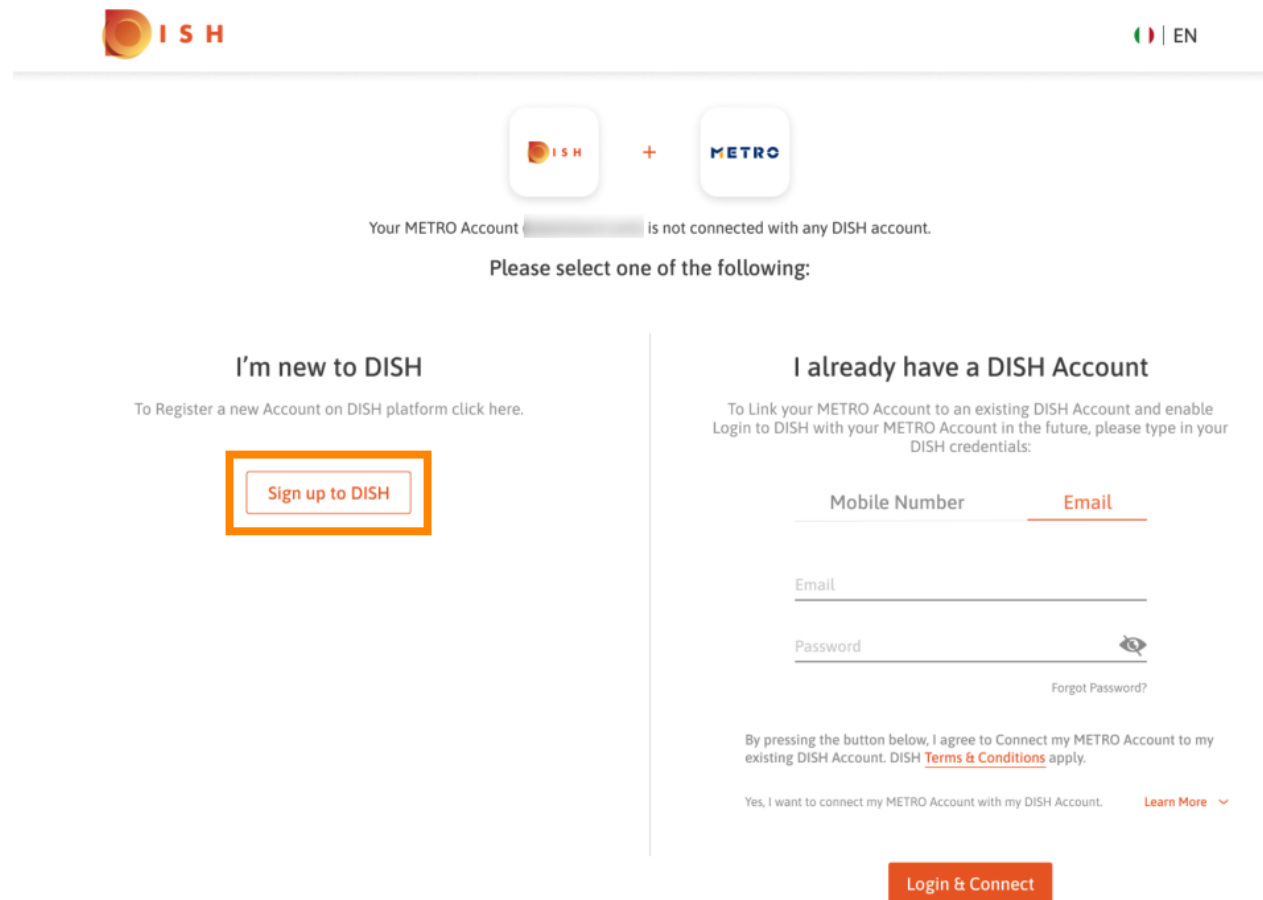
There are two main sections:

- I'm new to DISH**: "To Register a new Account on DISH platform click here." Below this is a button labeled "Sign up to DISH".
- I already have a DISH Account**: "To Link your METRO Account to an existing DISH Account and enable Login to DISH with your METRO Account in the future, please type in your DISH credentials:" Below this are two input fields: "Mobile Number" and "Email". The "Email" field is currently selected. Below the input fields is a "Forgot Password?" link. At the bottom of this section is a "Login & Connect" button, which is highlighted with a red border.

Below the "I already have a DISH Account" section, there is a text block: "By pressing the button below, I agree to Connect my METRO Account to my existing DISH Account. DISH [Terms & Conditions](#) apply." Below this is a checkbox: "Yes, I want to connect my METRO Account with my DISH Account." with a "See Less" link. At the bottom of this section is a text block: "You can of course change your mind at any time. Just click on Disconnect in the User Profile. Our Privacy Policy applies."



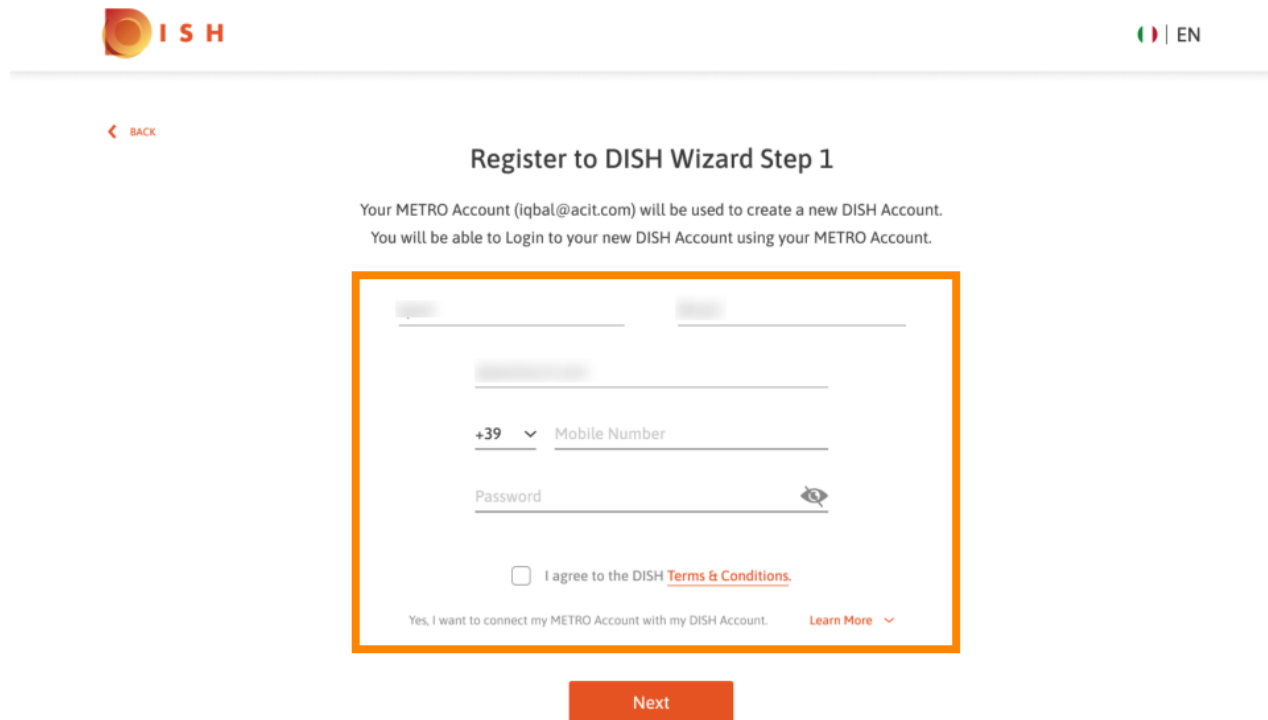
Если у вас еще нет учетной записи DISH, нажмите «**Зарегистрироваться**» в DISH . После этого вы будете перенаправлены к мастеру адаптации DISH.



The screenshot shows the DISH website interface. At the top left is the DISH logo, and at the top right is the language selector 'EN'. Below the header, there are two icons: DISH and METRO, separated by a plus sign. Below these icons, the text reads: 'Your METRO Account [redacted] is not connected with any DISH account. Please select one of the following:'. There are two main sections: 'I'm new to DISH' and 'I already have a DISH Account'. The 'I'm new to DISH' section has the text 'To Register a new Account on DISH platform click here.' and a button labeled 'Sign up to DISH' which is highlighted with an orange border. The 'I already have a DISH Account' section has the text 'To Link your METRO Account to an existing DISH Account and enable Login to DISH with your METRO Account in the future, please type in your DISH credentials:'. Below this text are two radio buttons: 'Mobile Number' and 'Email', with 'Email' selected. There are input fields for 'Email' and 'Password', with a 'Forgot Password?' link below the password field. At the bottom of this section, there is a checkbox 'Yes, I want to connect my METRO Account with my DISH Account.' and a 'Learn More' link. At the very bottom of the page, there is a large orange button labeled 'Login & Connect'.



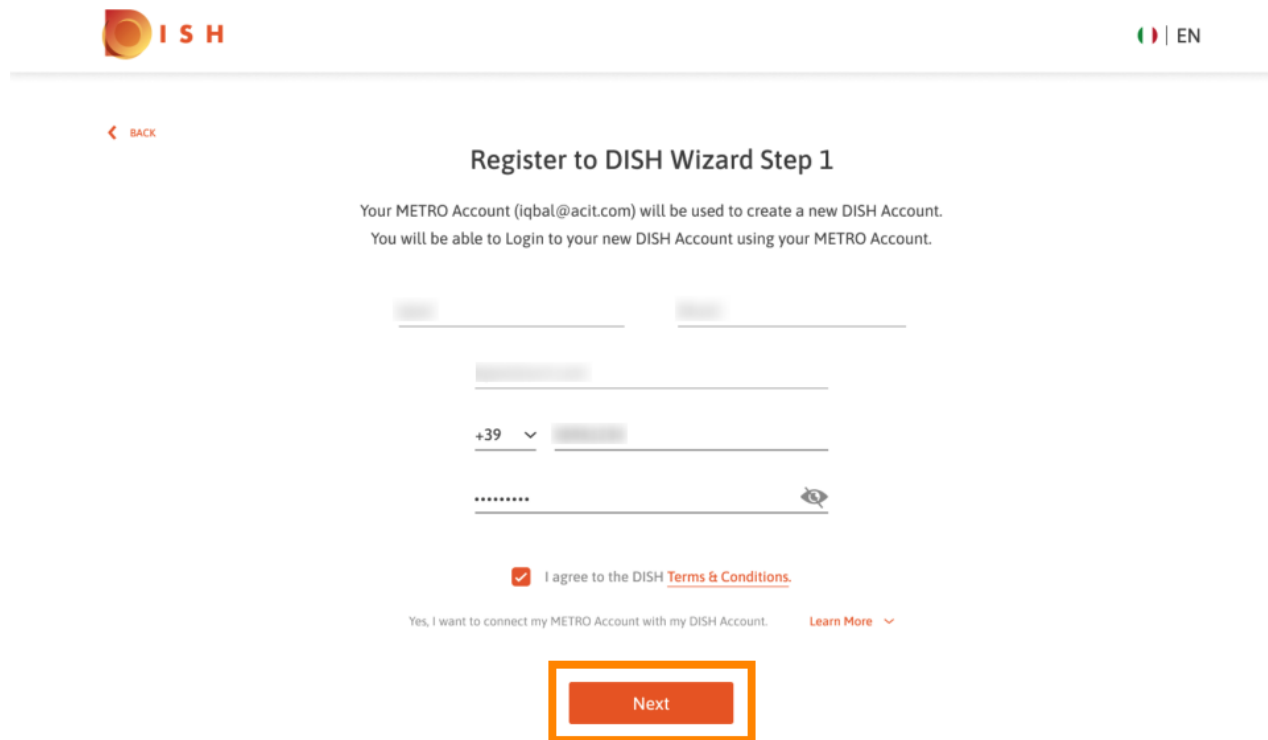
Теперь введите **данные** своей **учетной записи METRO**, а также согласитесь с **условиями** .  
Примечание. Информация из вашей учетной записи METRO будет использоваться для создания вашей учетной записи DISH.




The screenshot shows the registration interface for DISH. At the top left is the ISH logo, and at the top right is the language selector 'EN'. A 'BACK' button is located on the left side. The main heading is 'Register to DISH Wizard Step 1'. Below the heading, there is explanatory text: 'Your METRO Account (iqbal@acit.com) will be used to create a new DISH Account. You will be able to Login to your new DISH Account using your METRO Account.' The registration form is highlighted with an orange border and contains the following fields: a partially filled email field, a mobile number field with a dropdown set to '+39', and a password field with an eye icon for visibility. Below the fields is a checkbox labeled 'I agree to the DISH Terms & Conditions.' At the bottom of the form, there is a link 'Learn More' and a confirmation statement: 'Yes, I want to connect my METRO Account with my DISH Account.' A 'Next' button is positioned below the form.



Чтобы создать учетную запись DISH или подключить ее к учетной записи METRO, нажмите «Далее».



 EN


[← BACK](#)

### Register to DISH Wizard Step 1

Your METRO Account (iqbal@acit.com) will be used to create a new DISH Account.  
You will be able to Login to your new DISH Account using your METRO Account.

\_\_\_\_\_  
\_\_\_\_\_

+39 ▾ \_\_\_\_\_

..... 

I agree to the DISH [Terms & Conditions.](#)

Yes, I want to connect my METRO Account with my DISH Account. [Learn More ▾](#)

**Next**

-  Вот и все. Ваша учетная запись DISH успешно подключена к вашей учетной записи METRO.

