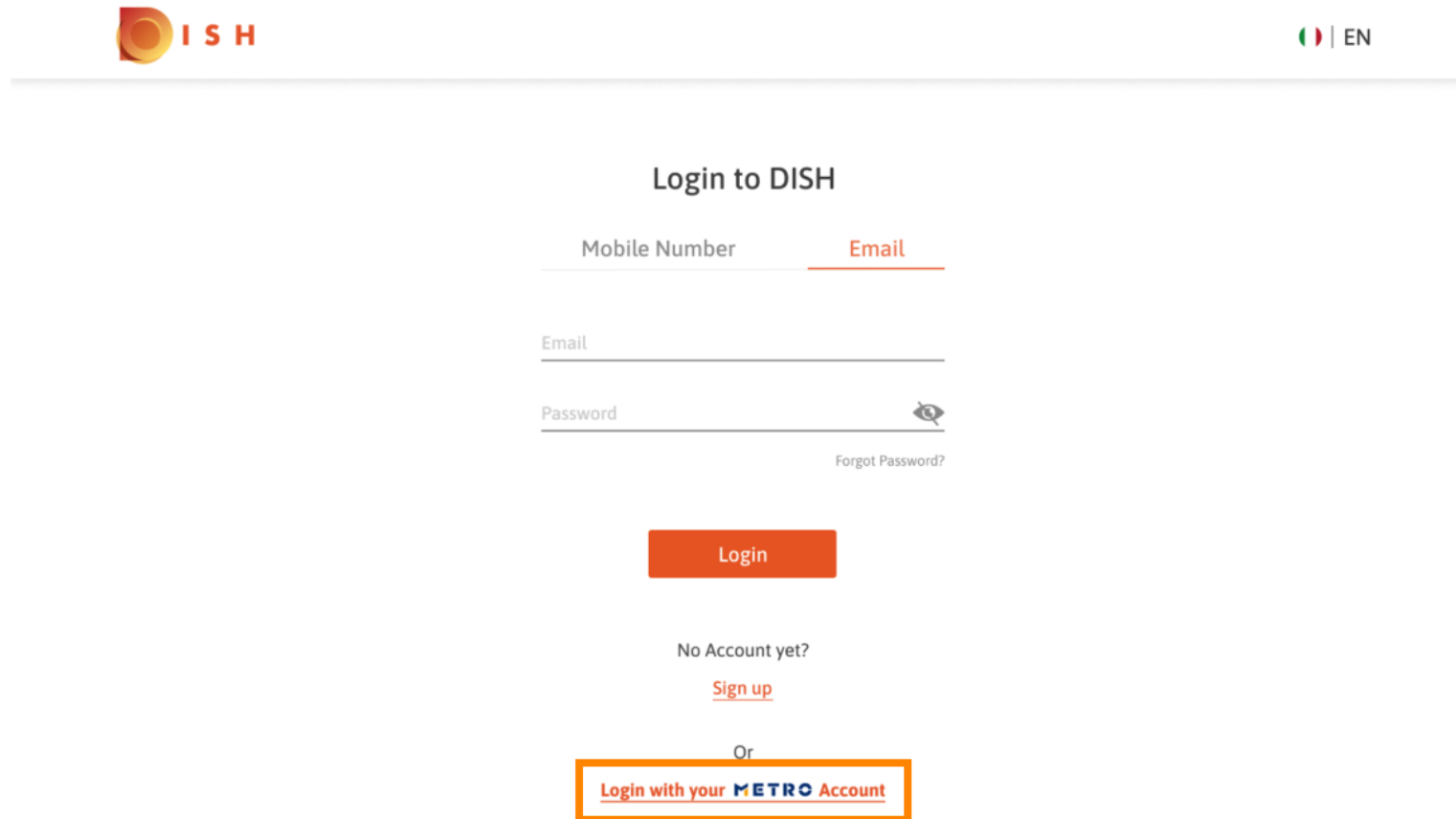
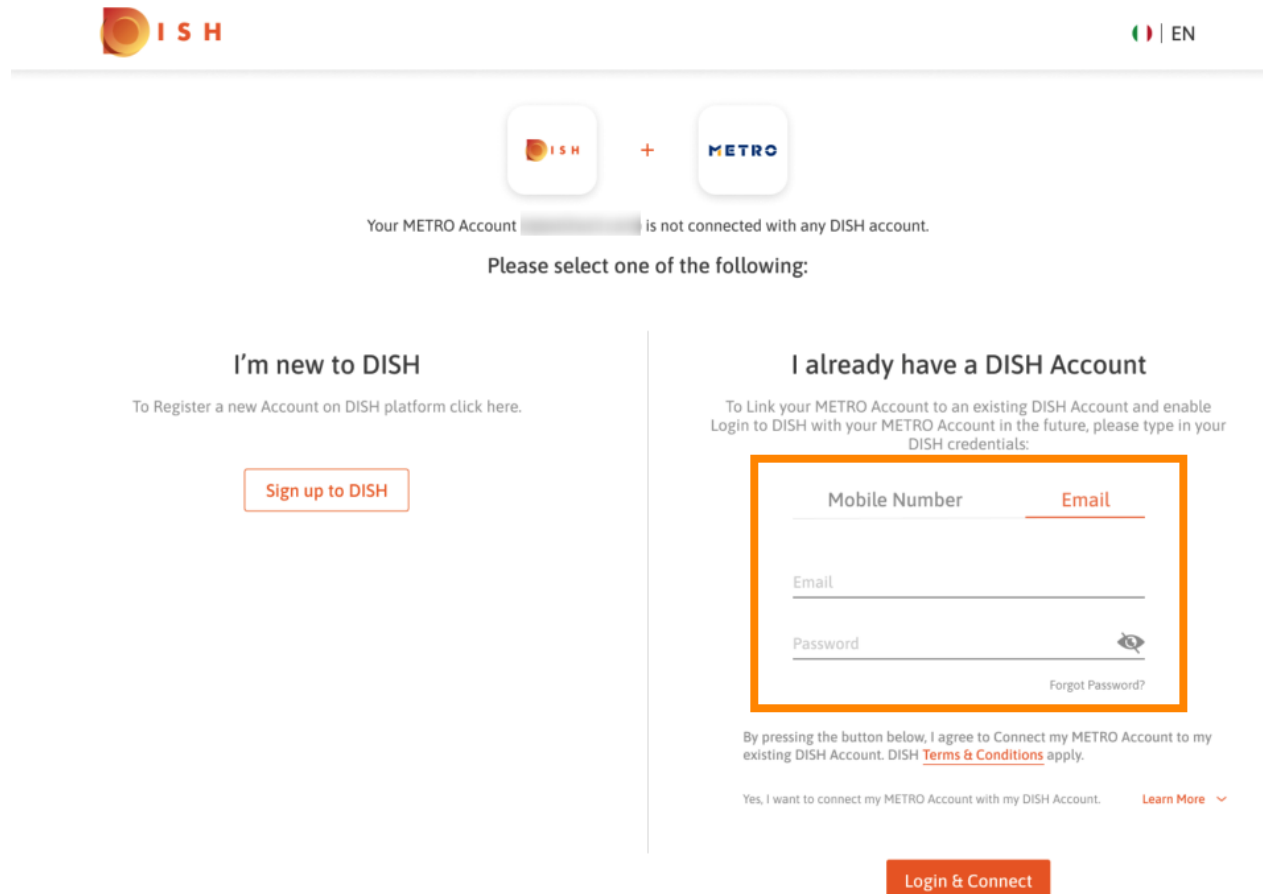


👉 Visite a página de login de dish.co e clique em **login com sua conta METRO**.



The screenshot shows the DISH login interface. At the top left is the DISH logo, and at the top right is a language selector showing a flag and 'EN'. The main heading is 'Login to DISH'. Below this, there are two tabs: 'Mobile Number' and 'Email', with 'Email' being the active tab. There are input fields for 'Email' and 'Password'. A 'Forgot Password?' link is located below the password field. A red 'Login' button is positioned below the input fields. Below the button, the text 'No Account yet?' is followed by a 'Sign up' link. At the bottom, the word 'Or' is followed by a button labeled 'Login with your METRO Account', which is highlighted with an orange border.

 Se você já possui uma conta DISH, insira seus **dados de login**.



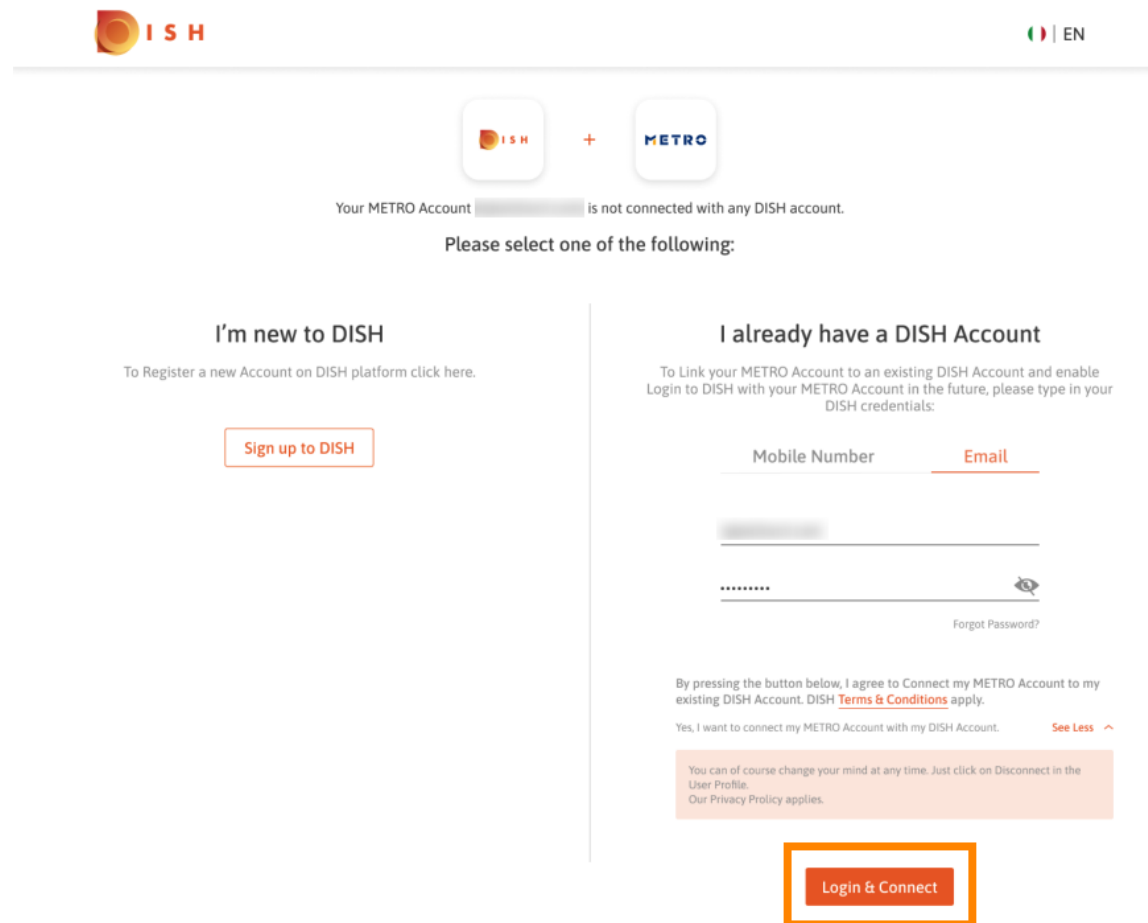
The screenshot shows the DISH website interface. At the top left is the DISH logo, and at the top right is a language selector set to 'EN'. Below the header, there are two icons for DISH and METRO with a plus sign between them. A message states: "Your METRO Account [redacted] is not connected with any DISH account. Please select one of the following:"

There are two main options:

- I'm new to DISH**: "To Register a new Account on DISH platform click here." Below this is a button labeled "Sign up to DISH".
- I already have a DISH Account**: "To Link your METRO Account to an existing DISH Account and enable Login to DISH with your METRO Account in the future, please type in your DISH credentials:" Below this is a form with two tabs: "Mobile Number" and "Email". The "Email" tab is selected. The form contains fields for "Email" and "Password" (with an eye icon for visibility), and a "Forgot Password?" link. Below the form, there is a consent statement: "By pressing the button below, I agree to Connect my METRO Account to my existing DISH Account. DISH [Terms & Conditions](#) apply." and a checkbox "Yes, I want to connect my METRO Account with my DISH Account." with a "Learn More" link. At the bottom of this section is a button labeled "Login & Connect".



Em seguida, clique em fazer **login e conectar-se** . Observação: você tem a opção de desconectar sua conta a qualquer momento se mudar de ideia posteriormente.



**ISH** EN

**ISH** + **METRO**

Your METRO Account [redacted] is not connected with any DISH account.

Please select one of the following:

### I'm new to DISH


To Register a new Account on DISH platform click here.

[Sign up to DISH](#)

### I already have a DISH Account

To Link your METRO Account to an existing DISH Account and enable Login to DISH with your METRO Account in the future, please type in your DISH credentials:

**Mobile Number**  **Email**



[Forgot Password?](#)

By pressing the button below, I agree to Connect my METRO Account to my existing DISH Account. DISH [Terms & Conditions](#) apply.

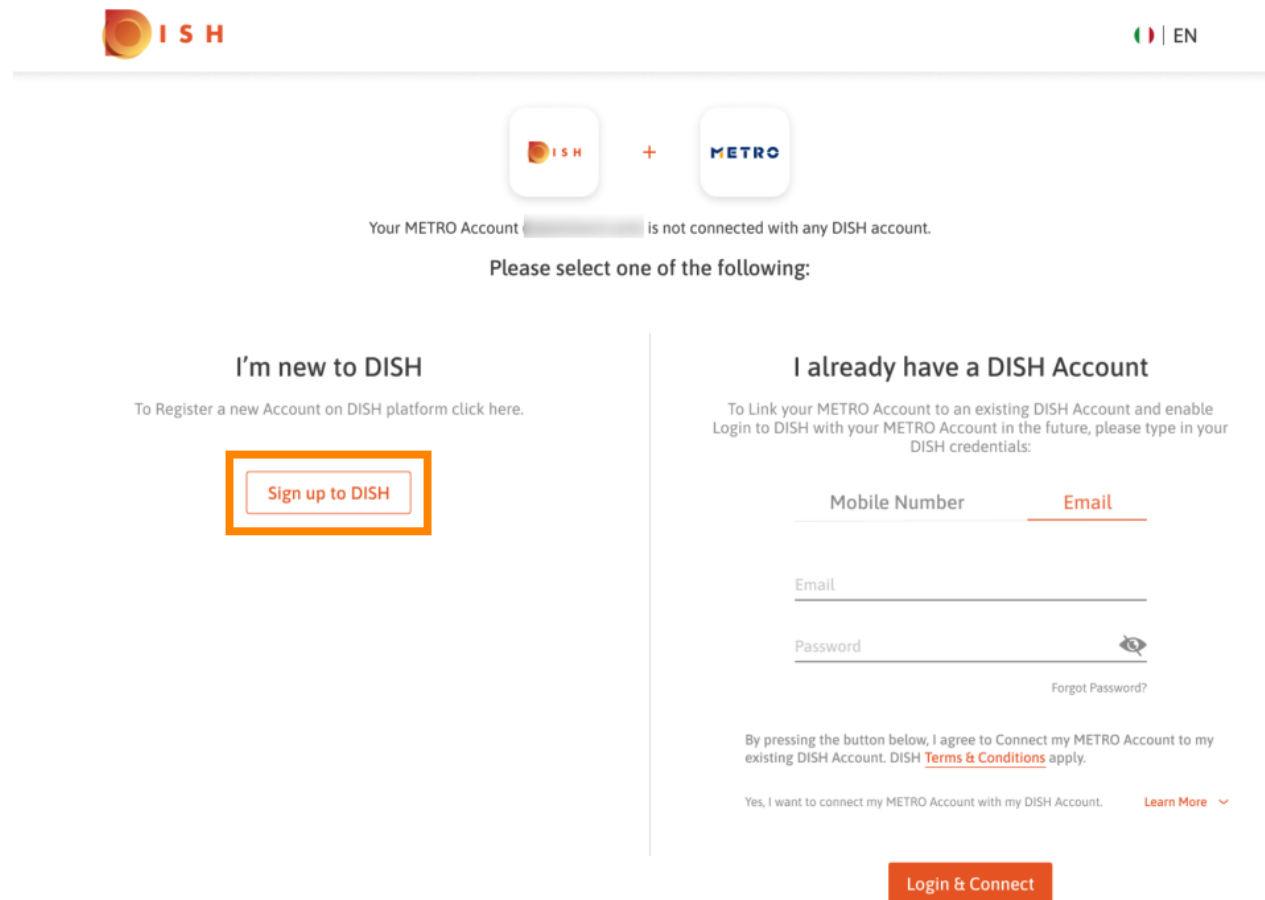
Yes, I want to connect my METRO Account with my DISH Account. [See Less](#) ^

You can of course change your mind at any time. Just click on [Disconnect](#) in the User Profile.  
Our Privacy Policy applies.

[Login & Connect](#)



Se você ainda não possui uma conta DISH, clique em [inscrever-se no DISH](#) . Em seguida, você será redirecionado para o assistente de integração DISH.

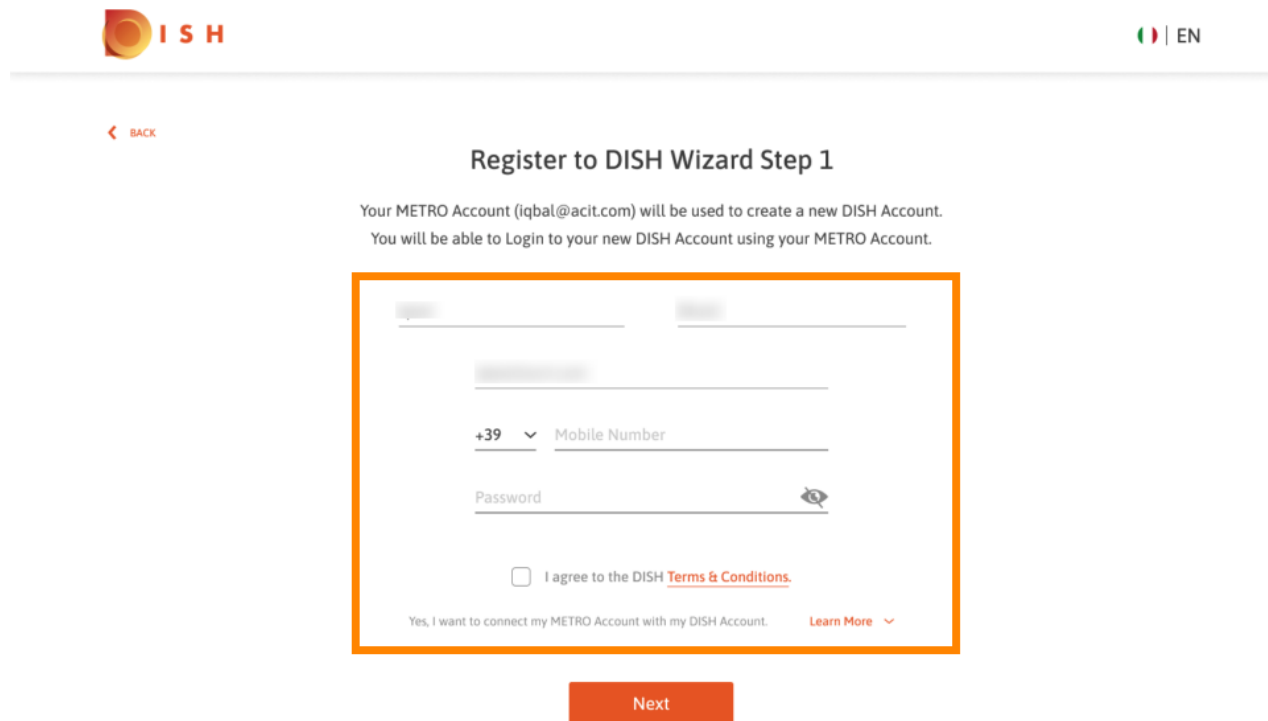


The screenshot shows the DISH website interface for connecting a METRO account. At the top left is the DISH logo, and at the top right is a language selector showing a flag and 'EN'. Below the header, there are two icons: DISH and METRO, separated by a plus sign. A message states: 'Your METRO Account [redacted] is not connected with any DISH account. Please select one of the following:'. There are two main options:

- I'm new to DISH**: To Register a new Account on DISH platform click here. Below this is a button labeled 'Sign up to DISH' which is highlighted with an orange border.
- I already have a DISH Account**: To Link your METRO Account to an existing DISH Account and enable Login to DISH with your METRO Account in the future, please type in your DISH credentials: This section includes a radio button for 'Email' (which is selected), an 'Email' input field, a 'Password' input field with a visibility toggle icon, and a 'Forgot Password?' link. Below the form, there is a disclaimer: 'By pressing the button below, I agree to Connect my METRO Account to my existing DISH Account. DISH [Terms & Conditions](#) apply.' and a checkbox 'Yes, I want to connect my METRO Account with my DISH Account.' with a 'Learn More' link. At the bottom of this section is a 'Login & Connect' button.



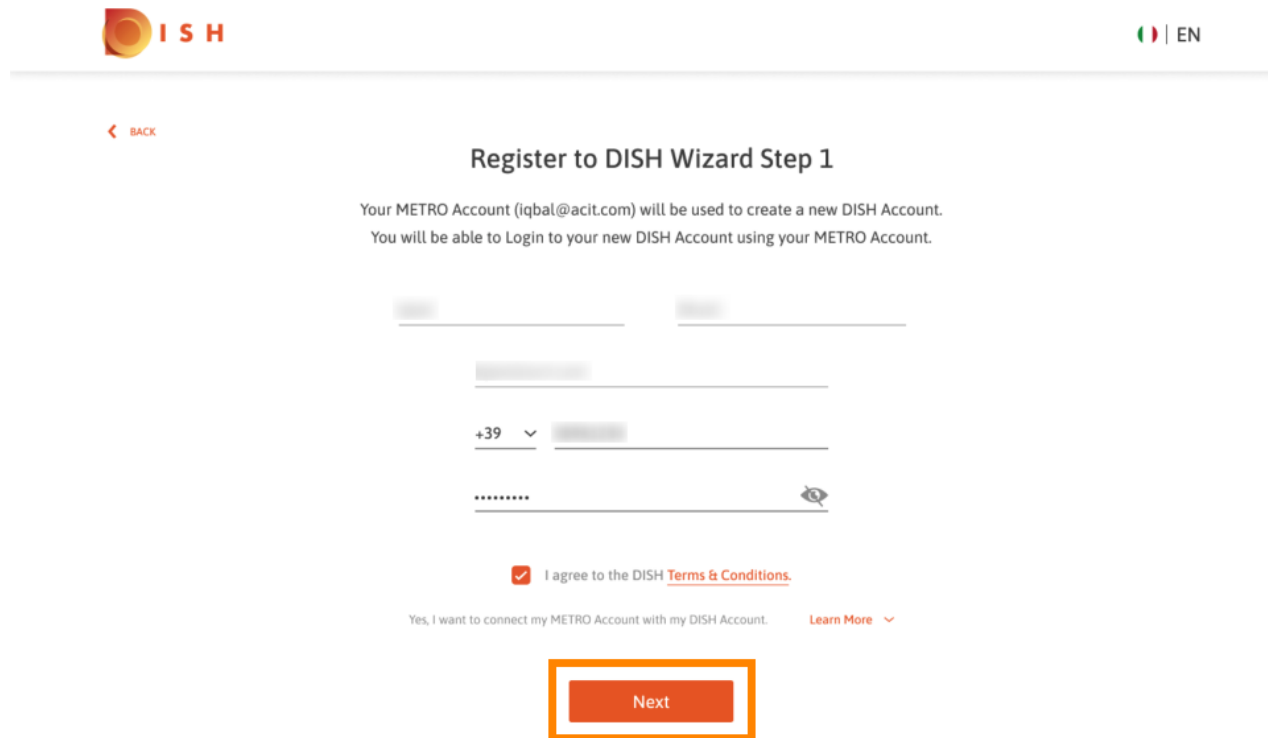
Agora insira os **dados** da sua **conta METRO** e concorde com os **termos e condições** . Nota: As informações de sua conta METRO serão usadas para criar sua conta DISH.



The screenshot shows the 'Register to DISH Wizard Step 1' page. At the top left is the ISH logo and at the top right is a language selector showing 'EN'. Below the header is a 'BACK' link. The main heading is 'Register to DISH Wizard Step 1'. Below this, there is explanatory text: 'Your METRO Account (iqbal@acit.com) will be used to create a new DISH Account. You will be able to Login to your new DISH Account using your METRO Account.' The registration form is highlighted with an orange border and contains the following fields: a blurred email field, a blurred password field, a mobile number field with a dropdown set to '+39' and the label 'Mobile Number', and a password field with a toggle icon. Below the form is a checkbox labeled 'I agree to the DISH Terms & Conditions.' At the bottom of the form area, there is a link: 'Yes, I want to connect my METRO Account with my DISH Account. Learn More'. Below the form is a large orange 'Next' button.



Para criar sua conta DISH e conectá-la à sua conta METRO, clique em **Avançar**.



The screenshot shows the 'Register to DISH Wizard Step 1' page. At the top left is the ISH logo and at the top right is the language selector 'EN'. A 'BACK' link is visible on the left. The main heading is 'Register to DISH Wizard Step 1'. Below it, a message states: 'Your METRO Account (iqbal@acit.com) will be used to create a new DISH Account. You will be able to Login to your new DISH Account using your METRO Account.' The form contains several input fields: a first name field, a last name field, a phone number field with a dropdown menu showing '+39', and a password field with a toggle icon. Below the form, there is a checked checkbox with the text 'I agree to the DISH Terms & Conditions.' and a 'Learn More' link. At the bottom, there is a confirmation text 'Yes, I want to connect my METRO Account with my DISH Account.' and a 'Next' button, which is highlighted with an orange border.



É isso. Sua conta DISH foi conectada com sucesso à sua conta METRO.

