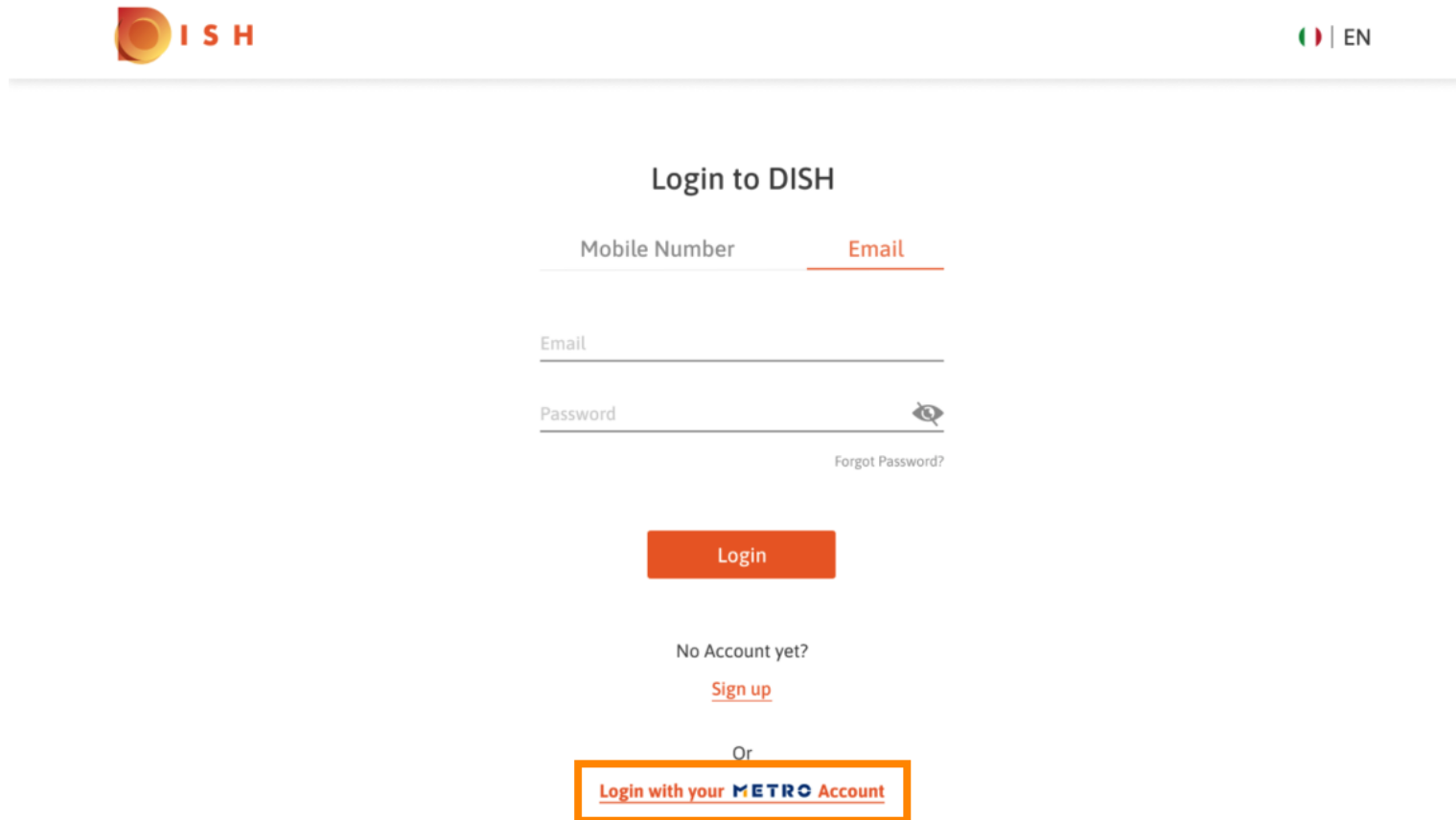









Visita la pagina di accesso di dish.co e fai clic su **accedi con il tuo account METRO**.




The screenshot shows the DISH login interface. At the top left is the DISH logo, and at the top right are language selection options for Italian (IT) and English (EN). The main heading is "Login to DISH". Below this, there are two tabs: "Mobile Number" and "Email", with the "Email" tab selected. There are input fields for "Email" and "Password". To the right of the password field is an eye icon for toggling visibility. Below the password field is a link for "Forgot Password?". A red "Login" button is positioned below the input fields. Below the button, it says "No Account yet?" followed by a "Sign up" link. At the bottom, there is an "Or" separator, and a button labeled "Login with your METRO Account" is highlighted with an orange border.

 Se possiedi già un account DISH inserisci i tuoi **dati di accesso** .

 EN



Your METRO Account  is not connected with any DISH account.

Please select one of the following:

I'm new to DISH

To Register a new Account on DISH platform click here.

[Sign up to DISH](#)

I already have a DISH Account


To Link your METRO Account to an existing DISH Account and enable Login to DISH with your METRO Account in the future, please type in your DISH credentials:

Mobile Number

Email


Email

Password



[Forgot Password?](#)

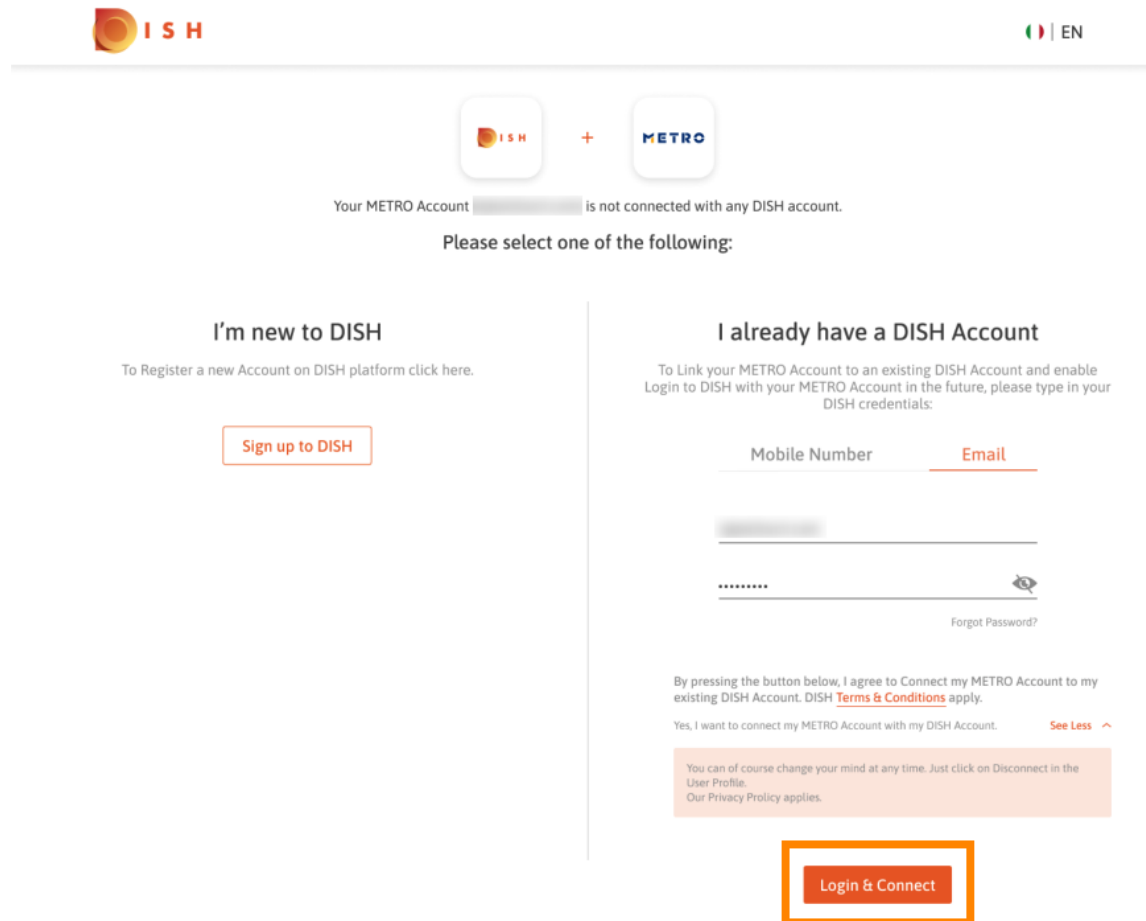
By pressing the button below, I agree to Connect my METRO Account to my existing DISH Account. DISH [Terms & Conditions](#) apply.

Yes, I want to connect my METRO Account with my DISH Account. [Learn More](#) 

[Login & Connect](#)



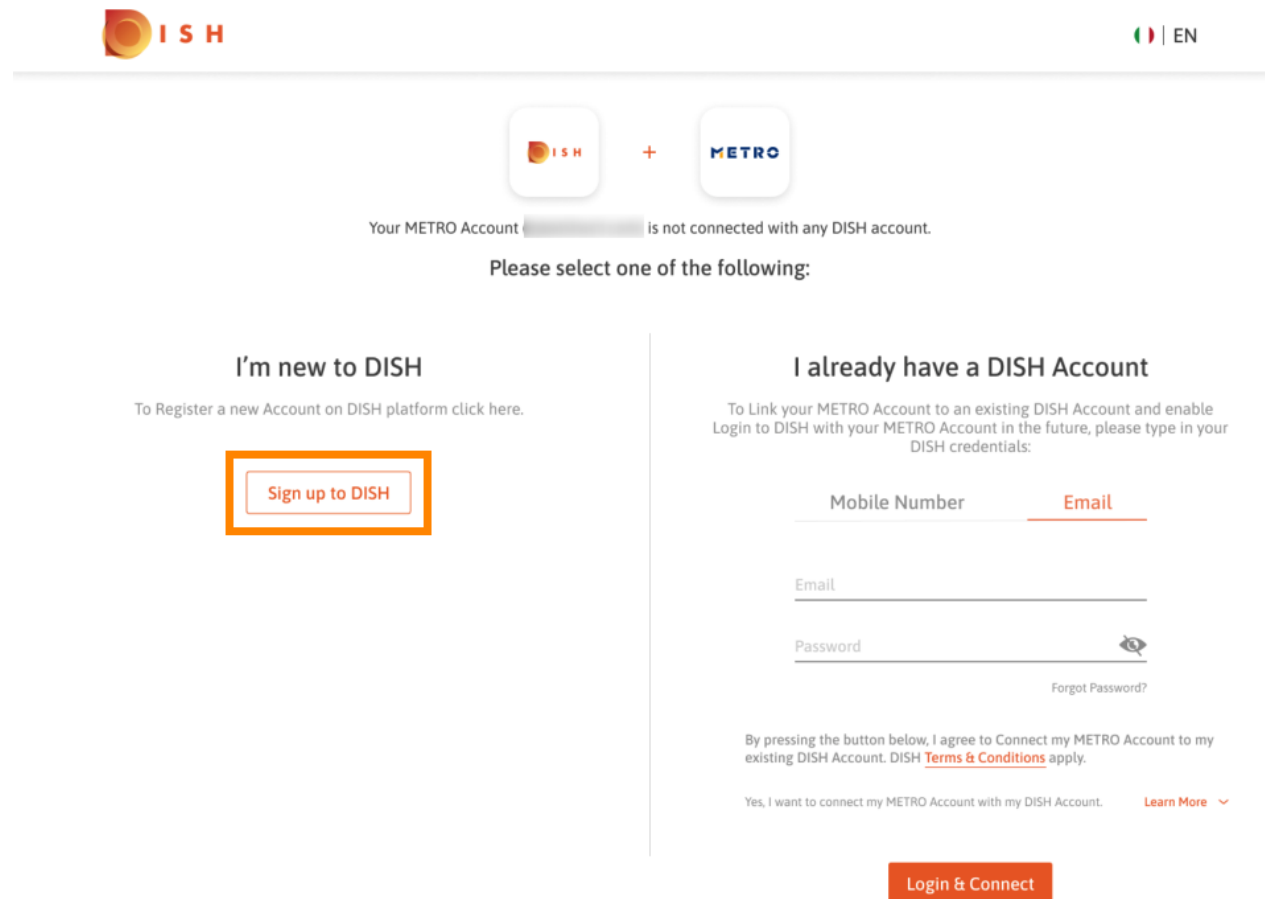
Quindi fare clic su **Accedi e connetti** . Nota: hai la possibilità di disconnettere il tuo account in qualsiasi momento se hai cambiato idea in un secondo momento.



The screenshot shows the DISH website's login and account connection page. At the top, the DISH logo is on the left and the language selector (Italian flag and 'EN') is on the right. Below the header, there are two boxes for DISH and METRO with a plus sign between them. A message states: 'Your METRO Account [blurred] is not connected with any DISH account. Please select one of the following:'. The page is divided into two columns. The left column is titled 'I'm new to DISH' and contains the text 'To Register a new Account on DISH platform click here.' and a button labeled 'Sign up to DISH'. The right column is titled 'I already have a DISH Account' and contains the text 'To Link your METRO Account to an existing DISH Account and enable Login to DISH with your METRO Account in the future, please type in your DISH credentials:'. Below this text are two input fields: 'Mobile Number' and 'Email'. The 'Email' field is currently selected. Below the input fields is a password field with a masked password '*****' and an eye icon to toggle visibility. A link 'Forgot Password?' is located below the password field. Below the input fields, there is a paragraph: 'By pressing the button below, I agree to Connect my METRO Account to my existing DISH Account. DISH [Terms & Conditions](#) apply.' followed by a checkbox 'Yes, I want to connect my METRO Account with my DISH Account.' and a link 'See Less ^'. At the bottom of the right column, there is a light orange box with the text: 'You can of course change your mind at any time. Just click on Disconnect in the User Profile. Our Privacy Policy applies.' and a large orange button labeled 'Login & Connect'.



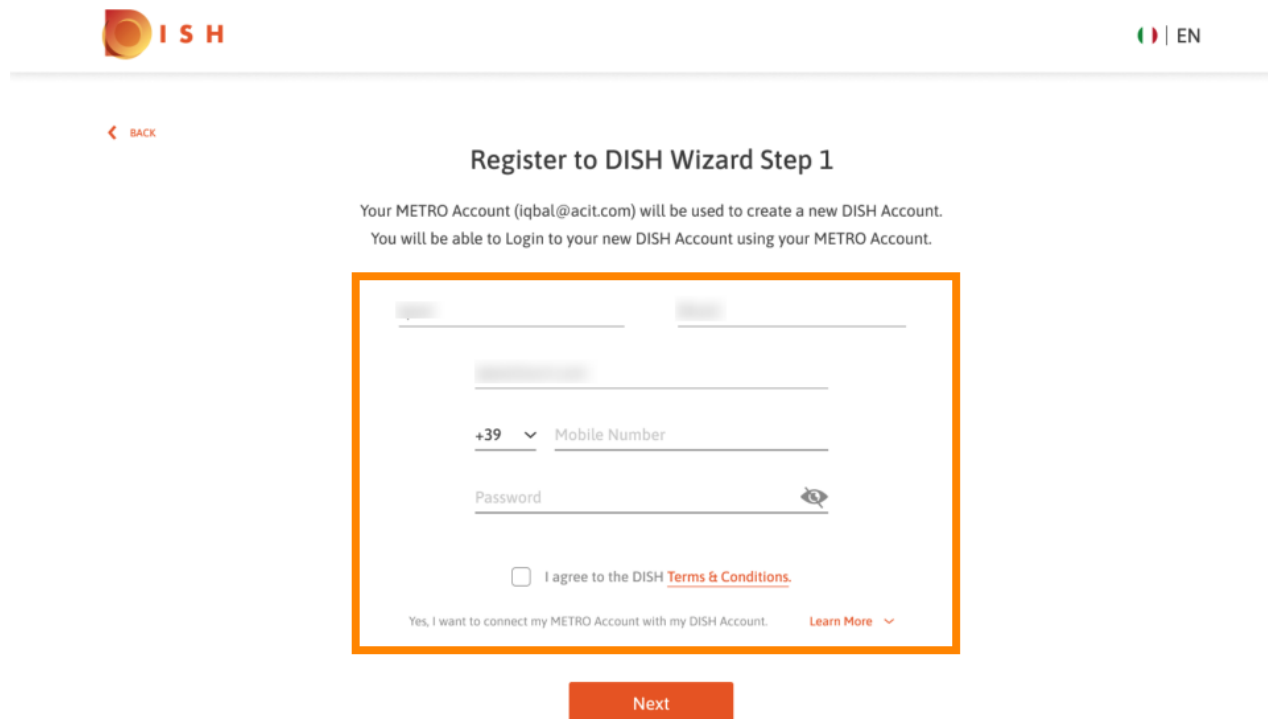
Se non possiedi ancora un account DISH, fai clic su [iscriviti a DISH](#) . Verrai quindi reindirizzato alla procedura guidata di onboarding DISH.



The screenshot shows the DISH website interface. At the top, there is a header with the DISH logo on the left and a language selector (Italian flag and 'EN') on the right. Below the header, there is a central section with two icons: DISH and METRO, separated by a plus sign. Below these icons, a message states: 'Your METRO Account [redacted] is not connected with any DISH account. Please select one of the following:'. There are two columns of options. The left column is titled 'I'm new to DISH' and contains the text 'To Register a new Account on DISH platform click here.' followed by a button labeled 'Sign up to DISH'. The right column is titled 'I already have a DISH Account' and contains the text 'To Link your METRO Account to an existing DISH Account and enable Login to DISH with your METRO Account in the future, please type in your DISH credentials:'. Below this text are two input fields: 'Mobile Number' and 'Email'. The 'Email' field is currently selected. Below the input fields is a 'Password' field with a toggle icon (an eye) to its right. Below the password field is a link that says 'Forgot Password?'. At the bottom of the right column, there is a paragraph of text: 'By pressing the button below, I agree to Connect my METRO Account to my existing DISH Account. DISH [Terms & Conditions](#) apply.' followed by a line of text: 'Yes, I want to connect my METRO Account with my DISH Account.' and a link labeled 'Learn More' with a dropdown arrow. At the very bottom of the right column is a large orange button labeled 'Login & Connect'.



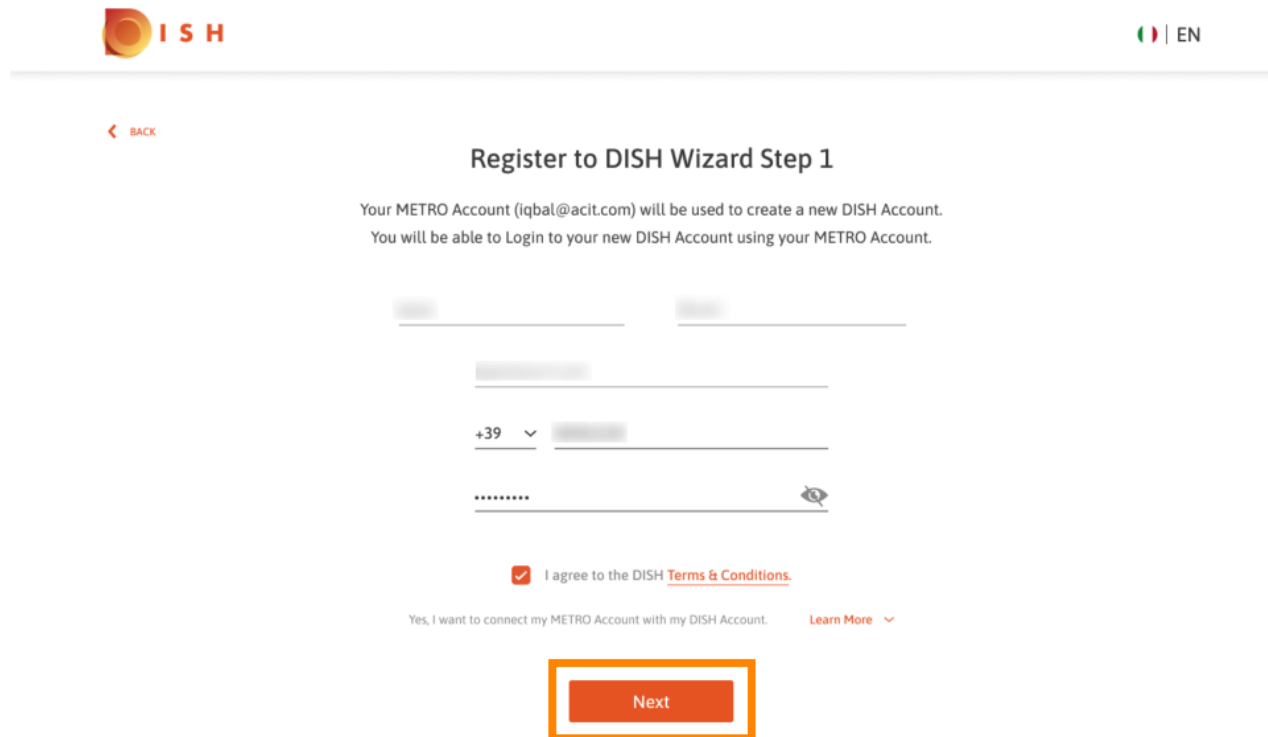
Ora inserisci le **informazioni** del tuo **account METRO** e accetta i **termini e le condizioni**. Nota: le informazioni del tuo account METRO verranno utilizzate per creare il tuo account DISH.



The screenshot shows the 'Register to DISH Wizard Step 1' page. At the top, there is a header with the 'ISH' logo and a language selector showing 'EN'. Below the header, there is a 'BACK' link. The main heading is 'Register to DISH Wizard Step 1'. Below this, there is explanatory text: 'Your METRO Account (iqbal@acit.com) will be used to create a new DISH Account. You will be able to Login to your new DISH Account using your METRO Account.' The registration form is highlighted with an orange border and contains the following fields: a first name field, a last name field, a mobile number field with a dropdown set to '+39' and a label 'Mobile Number', and a password field with a toggle icon. Below the fields, there is a checkbox labeled 'I agree to the DISH Terms & Conditions.' and a 'Learn More' link. At the bottom of the form, there is a confirmation statement: 'Yes, I want to connect my METRO Account with my DISH Account.' and a 'Next' button.



Per creare il tuo account DISH e collegarlo al tuo account METRO clicca su **avanti** .



The screenshot shows the 'Register to DISH Wizard Step 1' page. At the top left is the DISH logo, and at the top right is a language selector showing the Italian flag and 'EN'. Below the header is a horizontal line, followed by a '< BACK' link. The main heading is 'Register to DISH Wizard Step 1'. Below this, two lines of text state: 'Your METRO Account (iqbal@acit.com) will be used to create a new DISH Account. You will be able to Login to your new DISH Account using your METRO Account.' The registration form includes two input fields for first and last names, a phone number field with a dropdown set to '+39', and a password field with a strength indicator and a toggle icon. Below the form is a checkbox labeled 'I agree to the DISH Terms & Conditions.' with a link to the terms. At the bottom, a line of text says 'Yes, I want to connect my METRO Account with my DISH Account.' followed by a 'Learn More' link. A large orange 'Next' button is highlighted with a red border.



Questo è tutto. Il tuo account DISH è stato collegato con successo al tuo account METRO.

