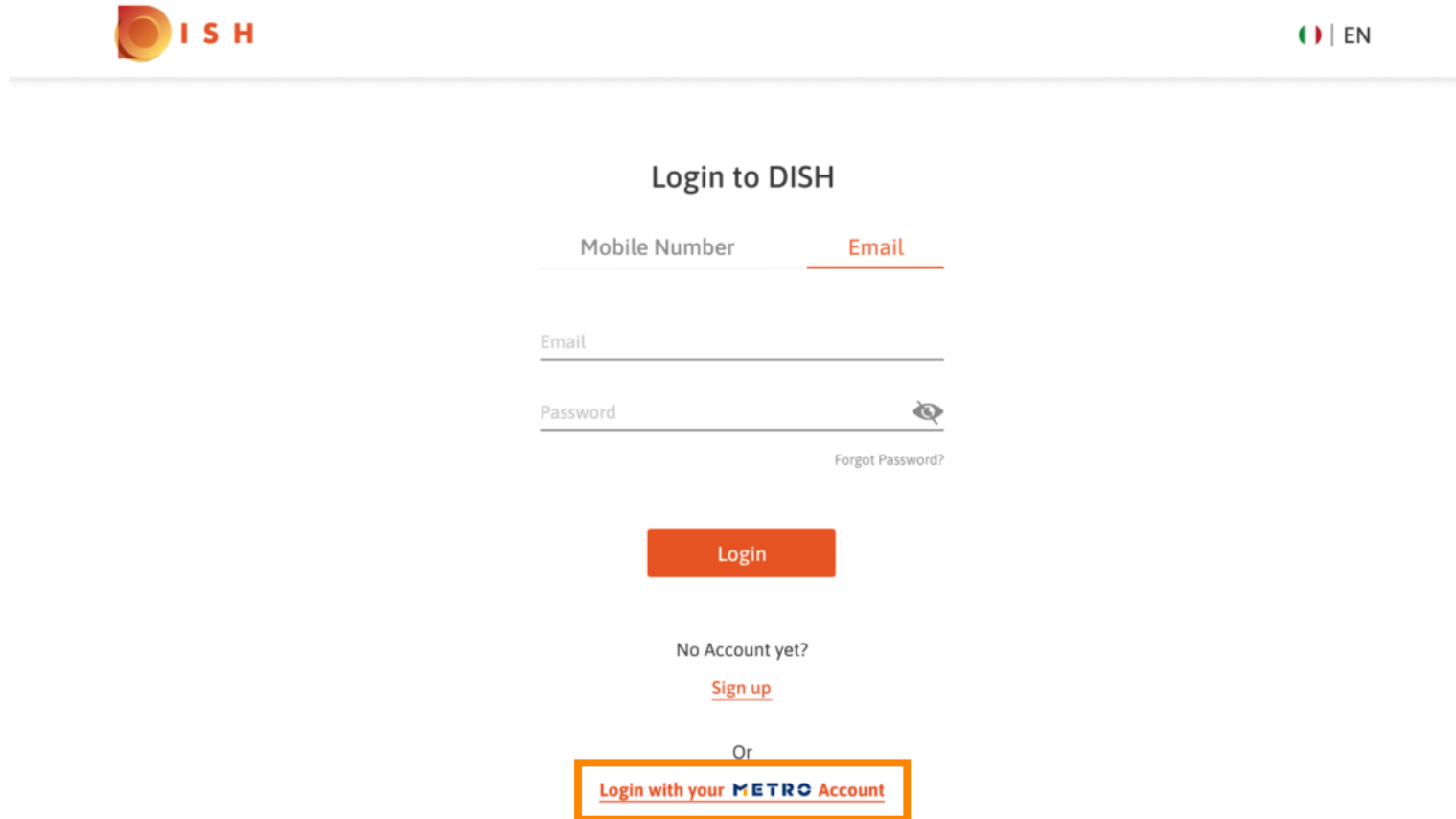
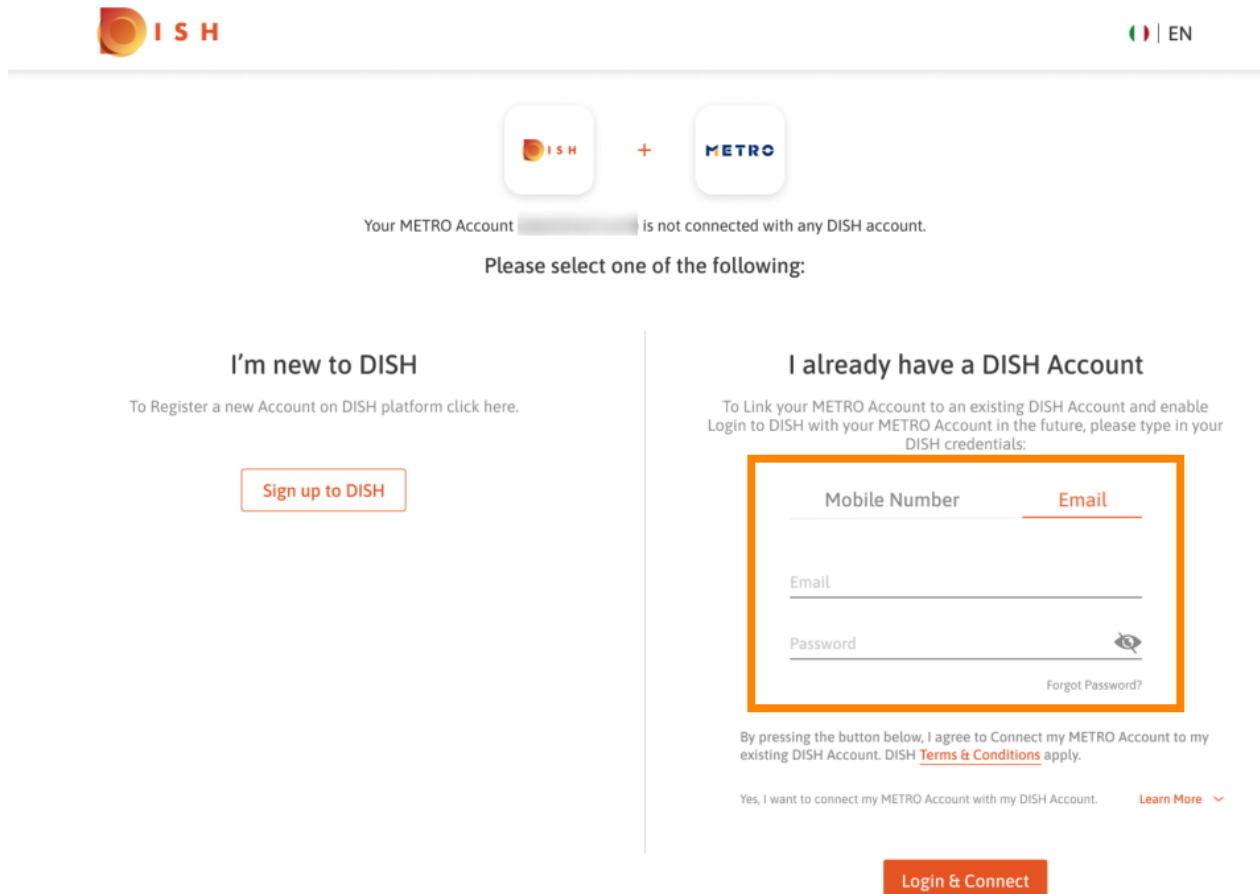


👉 Visite la página de inicio de sesión de dish.co y haga clic en **iniciar sesión con su cuenta METRO**.



The screenshot shows the login page for DISH. At the top left is the DISH logo, and at the top right is a language selector showing a flag and 'EN'. The main heading is 'Login to DISH'. Below this, there are two tabs: 'Mobile Number' and 'Email', with 'Email' being the active tab. There are three input fields: 'Email', 'Password', and a 'Forgot Password?' link. Below the input fields is an orange 'Login' button. Underneath the button, it says 'No Account yet?' followed by a 'Sign up' link. At the bottom, there is an 'Or' separator and a button that says 'Login with your METRO Account', which is highlighted with an orange border.

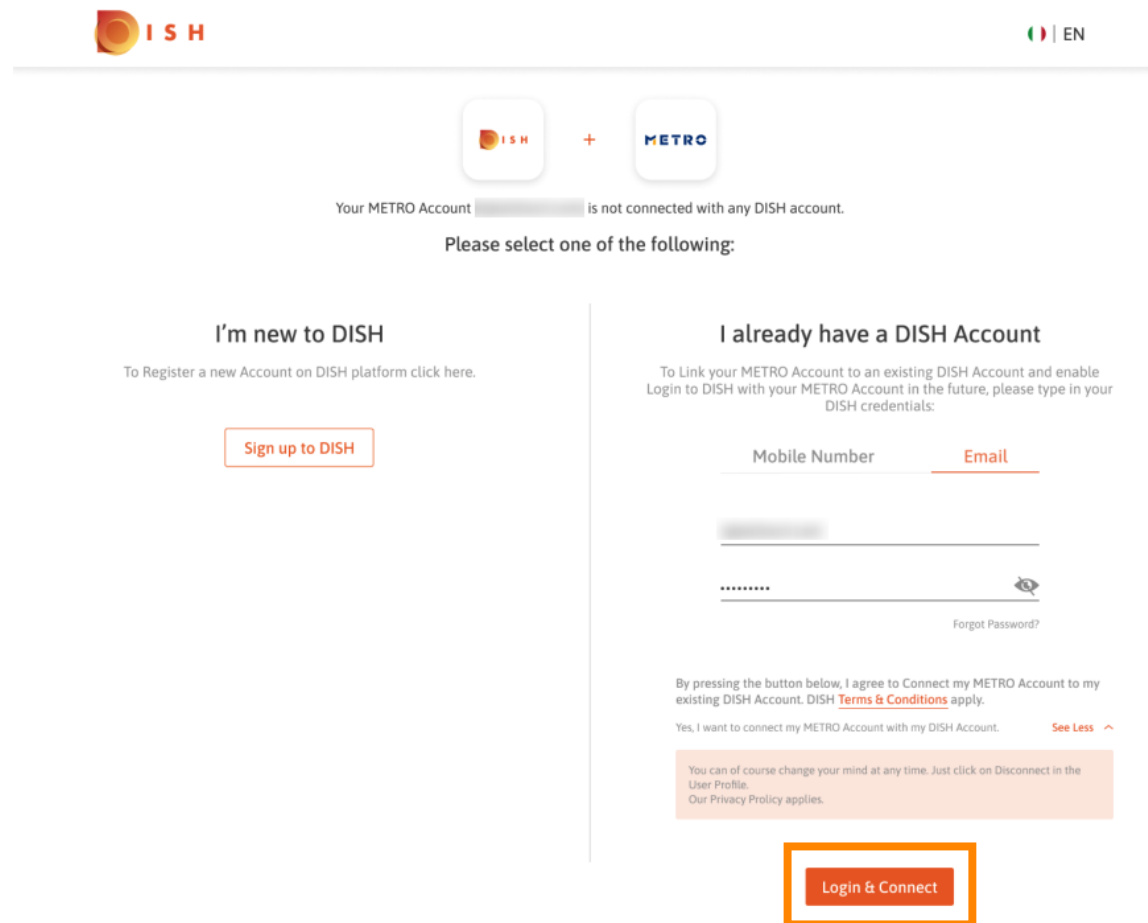
 Si ya posee una cuenta DISH, ingrese sus **datos de inicio de sesión** .



The screenshot shows the DISH website interface. At the top left is the DISH logo, and at the top right is a language selector showing 'EN'. Below the header, there are two icons: DISH and METRO, with a plus sign between them. A message states: 'Your METRO Account [redacted] is not connected with any DISH account. Please select one of the following:'. There are two main sections: 'I'm new to DISH' and 'I already have a DISH Account'. The 'I'm new to DISH' section has a sub-header 'I'm new to DISH' and a sub-text 'To Register a new Account on DISH platform click here.' with a 'Sign up to DISH' button. The 'I already have a DISH Account' section has a sub-header 'I already have a DISH Account' and a sub-text 'To Link your METRO Account to an existing DISH Account and enable Login to DISH with your METRO Account in the future, please type in your DISH credentials:'. Below this is a form with two tabs: 'Mobile Number' and 'Email'. The 'Email' tab is selected. The form has fields for 'Email' and 'Password', with a 'Forgot Password?' link. Below the form is a text block: 'By pressing the button below, I agree to Connect my METRO Account to my existing DISH Account. DISH [Terms & Conditions](#) apply.' and a checkbox 'Yes, I want to connect my METRO Account with my DISH Account.' with a 'Learn More' link. At the bottom is a 'Login & Connect' button.



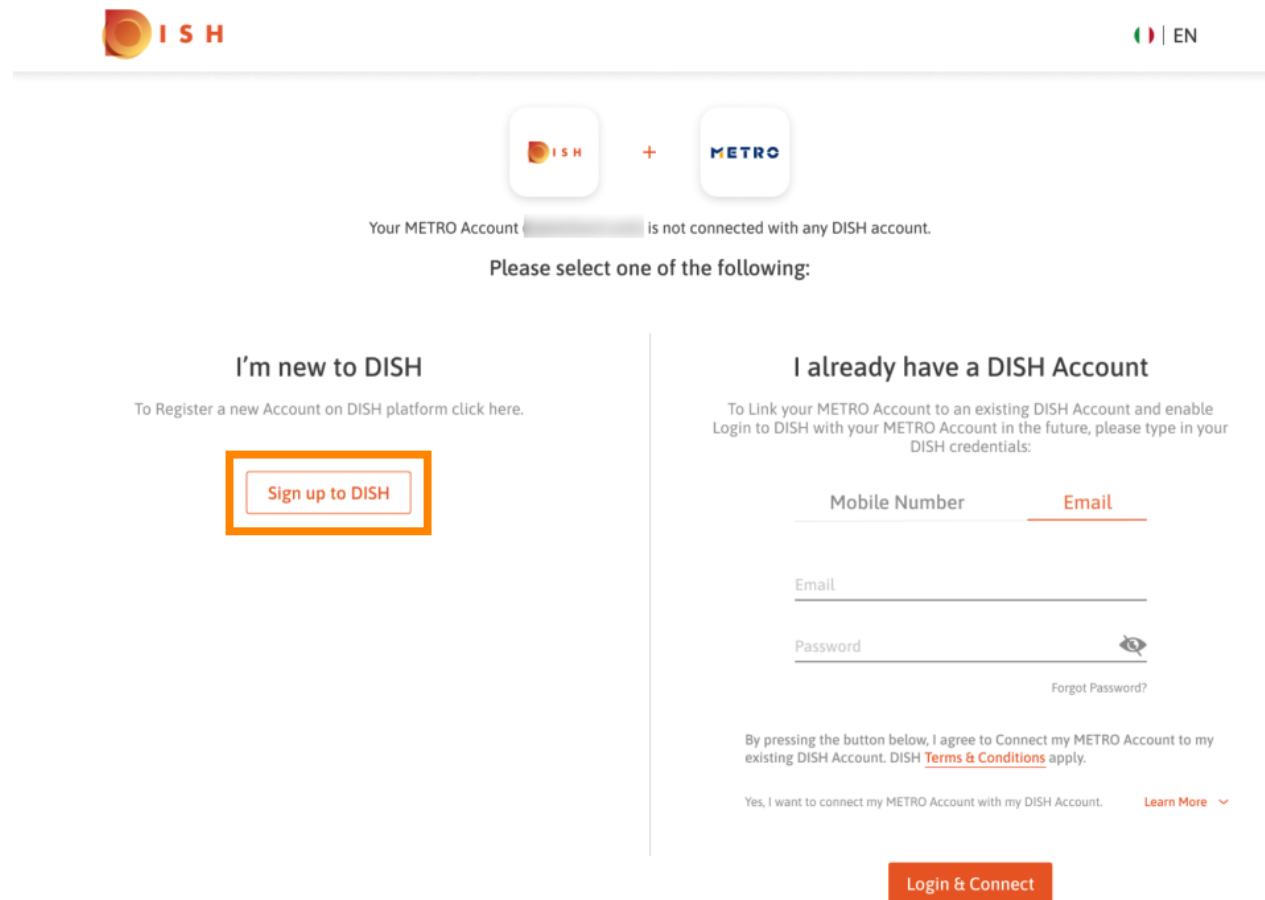
Luego haga clic en **iniciar sesión y conectarse** . Nota: Tiene la opción de desconectar su cuenta en cualquier momento si cambia de opinión más adelante.



The screenshot shows the DISH website interface for connecting a METRO account. At the top, the DISH logo is on the left and the language selector 'EN' is on the right. Below the logo, there are two buttons: 'ISH' and 'METRO' with a plus sign between them. A message states: 'Your METRO Account [redacted] is not connected with any DISH account. Please select one of the following:'. There are two main sections: 'I'm new to DISH' and 'I already have a DISH Account'. The 'I'm new to DISH' section has a 'Sign up to DISH' button. The 'I already have a DISH Account' section has a 'Login & Connect' button highlighted with an orange border. It also includes a 'Forgot Password?' link and a 'See Less' link. A disclaimer at the bottom of the 'I already have a DISH Account' section states: 'You can of course change your mind at any time. Just click on Disconnect in the User Profile. Our Privacy Policy applies.'



Si aún no posee una cuenta de DISH, haga clic en [registrarse en DISH](#) . A continuación, se le redirigirá al asistente de incorporación de DISH.



I S H EN

I S H + **METRO**

Your METRO Account [redacted] is not connected with any DISH account.

Please select one of the following:

I'm new to DISH

To Register a new Account on DISH platform click here.


[Sign up to DISH](#)

I already have a DISH Account

To Link your METRO Account to an existing DISH Account and enable Login to DISH with your METRO Account in the future, please type in your DISH credentials:


Mobile Number **Email**

Email

Password 

[Forgot Password?](#)

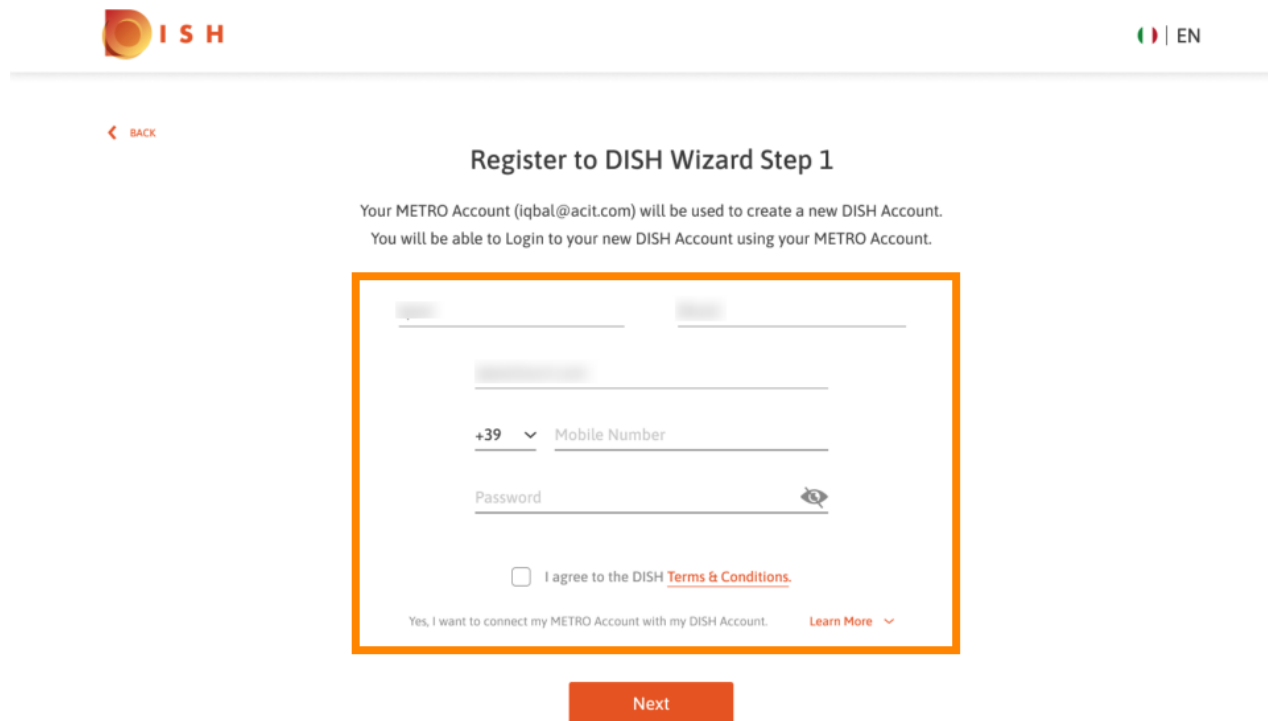
By pressing the button below, I agree to Connect my METRO Account to my existing DISH Account. DISH [Terms & Conditions](#) apply.

Yes, I want to connect my METRO Account with my DISH Account. [Learn More](#) 

[Login & Connect](#)



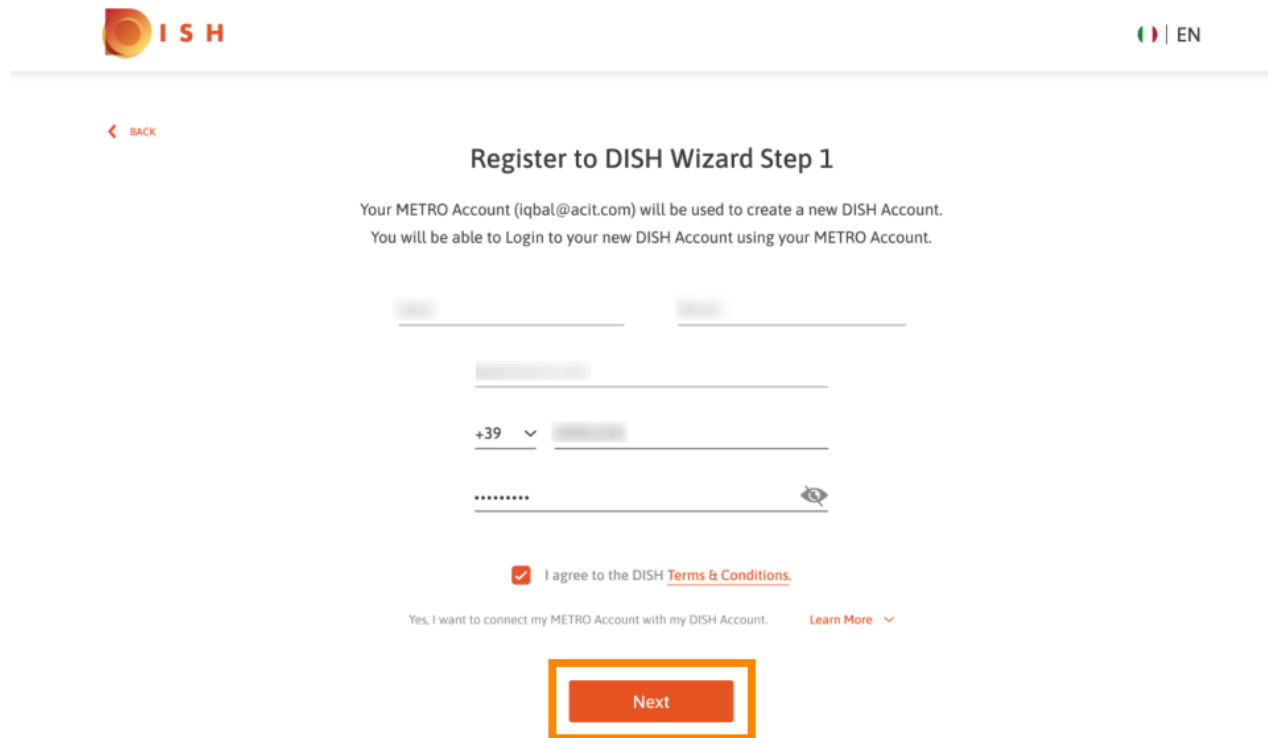
Ahora ingrese la **información** de su **cuenta METRO** y acepte los **términos y condiciones** . Nota: La información de su cuenta METRO se utilizará para crear su cuenta DISH.



The screenshot shows the 'Register to DISH Wizard Step 1' page. At the top left is the ISH logo and at the top right is the language selector 'EN'. A 'BACK' link is visible on the left. The main heading is 'Register to DISH Wizard Step 1'. Below it, two lines of text state: 'Your METRO Account (iqbal@acit.com) will be used to create a new DISH Account. You will be able to Login to your new DISH Account using your METRO Account.' The registration form is highlighted with an orange border and contains the following fields: a blurred email field, a blurred phone number field, a dropdown menu for the country code '+39' followed by 'Mobile Number', a 'Password' field with a visibility toggle icon, and a checkbox for 'I agree to the DISH Terms & Conditions.' Below the form, there is a line of text: 'Yes, I want to connect my METRO Account with my DISH Account.' followed by a 'Learn More' link with a dropdown arrow. At the bottom center is a large orange 'Next' button.



Para crear su cuenta DISH y conectarla a su cuenta METRO, haga clic en **siguiente**.



The screenshot shows the 'Register to DISH Wizard Step 1' page. At the top left is the DISH logo and at the top right is a language selector showing 'EN'. Below the header is a 'BACK' link. The main heading is 'Register to DISH Wizard Step 1'. Below this, there is explanatory text: 'Your METRO Account (iqbal@acit.com) will be used to create a new DISH Account. You will be able to Login to your new DISH Account using your METRO Account.' The registration form includes two input fields for first and last name, a phone number field with a dropdown menu set to '+39', and a password field with a toggle icon. Below the form is a checkbox labeled 'I agree to the DISH Terms & Conditions.' with a 'Learn More' link. At the bottom, there is a confirmation text 'Yes, I want to connect my METRO Account with my DISH Account.' and a 'Next' button, which is highlighted with an orange border.



Eso es. Su cuenta de DISH se ha conectado con éxito a su cuenta de METRO.

