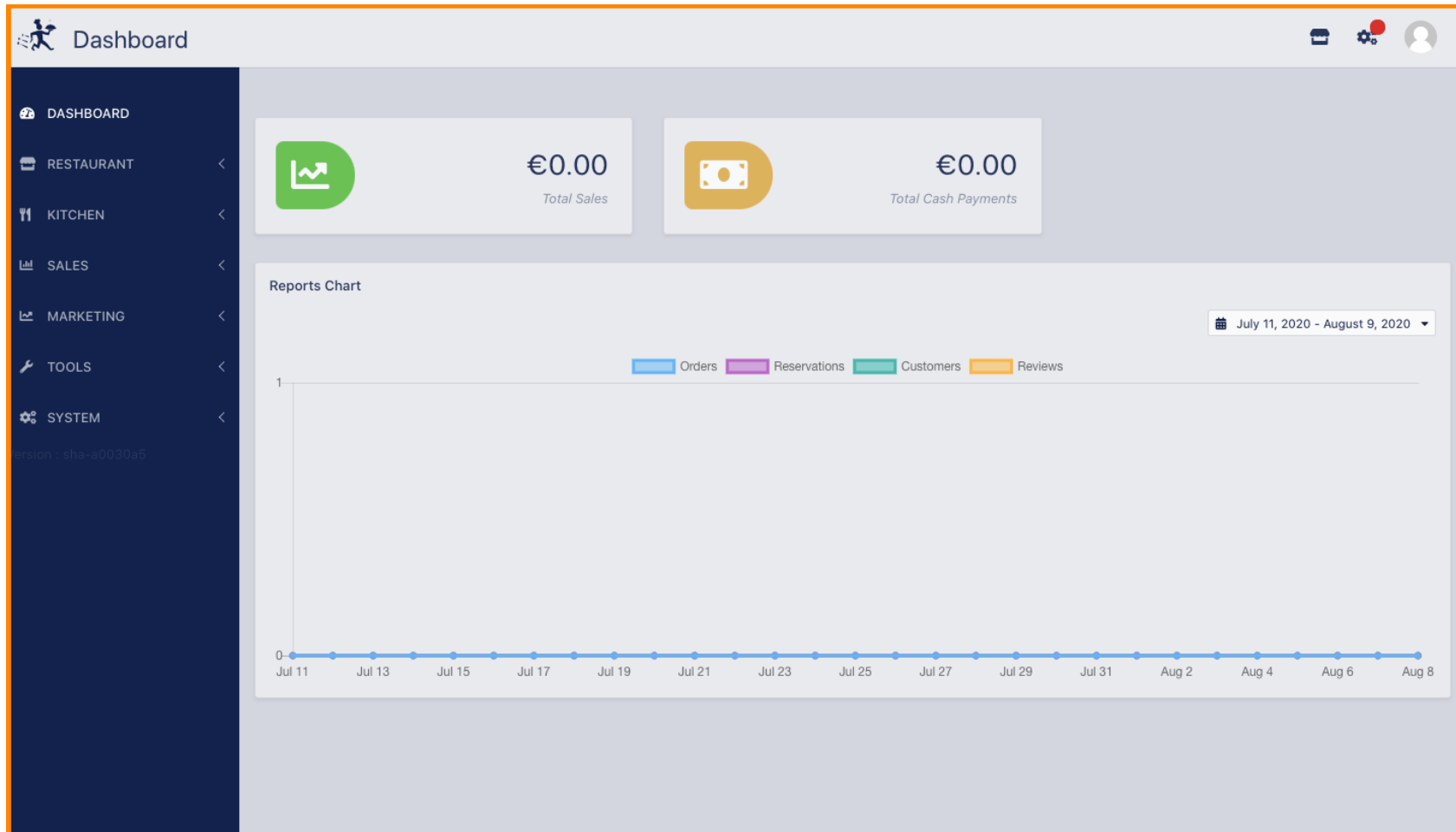
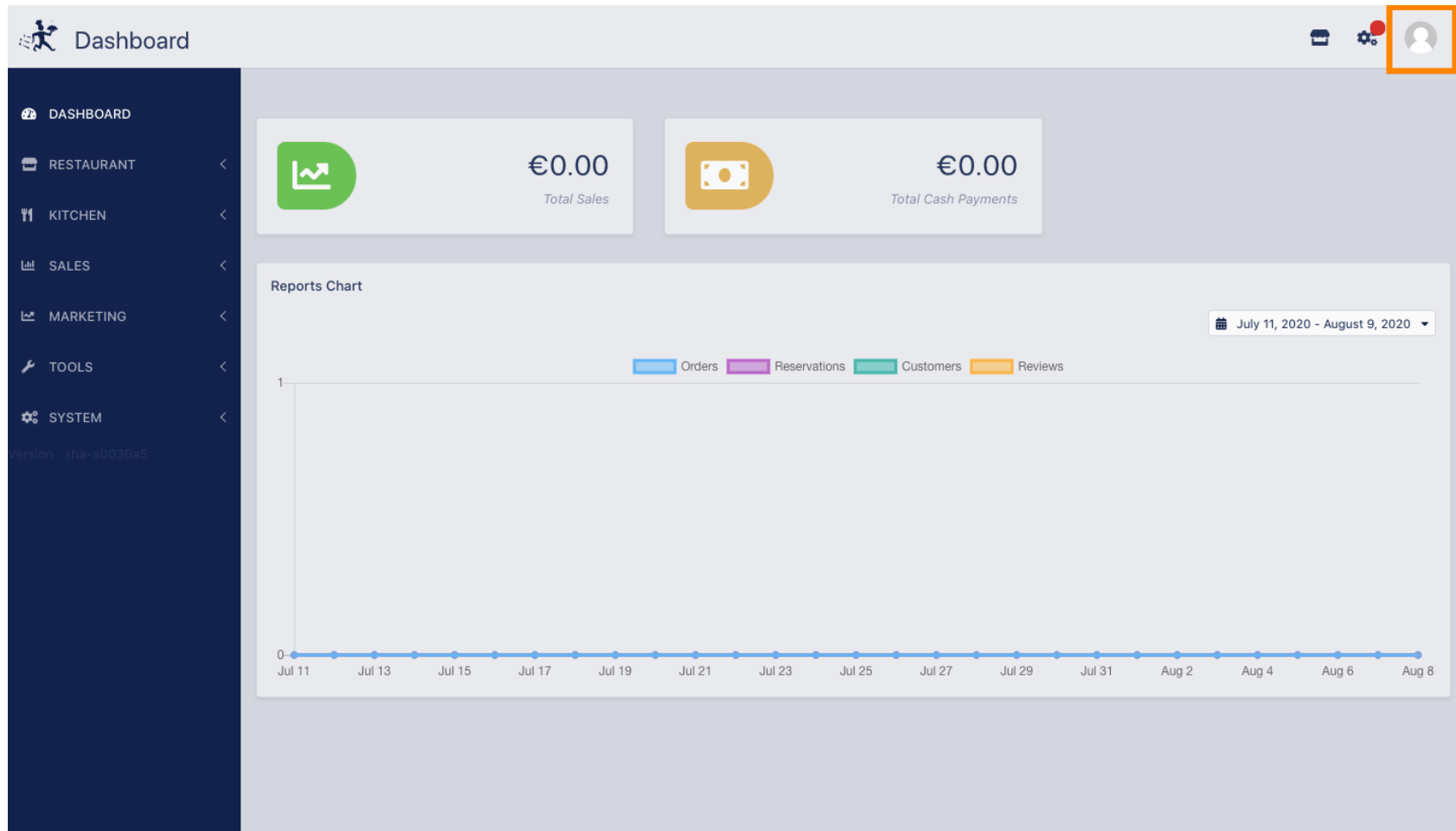


 Pierwszym krokiem jest zalogowanie się do **DISH Order**.



Następnie kliknij **ikonę profilu**.



The screenshot shows the DISH dashboard interface. The top right corner features a user profile icon, which is highlighted with an orange box. The dashboard includes a sidebar menu with the following items: DASHBOARD, RESTAURANT, KITCHEN, SALES, MARKETING, TOOLS, and SYSTEM. The main content area displays two summary cards: Total Sales (€0.00) and Total Cash Payments (€0.00). Below these cards is a Reports Chart for the period July 11, 2020 - August 9, 2020. The chart shows data for Orders, Reservations, Customers, and Reviews, with the Y-axis ranging from 0 to 1. The X-axis shows dates from Jul 11 to Aug 8.

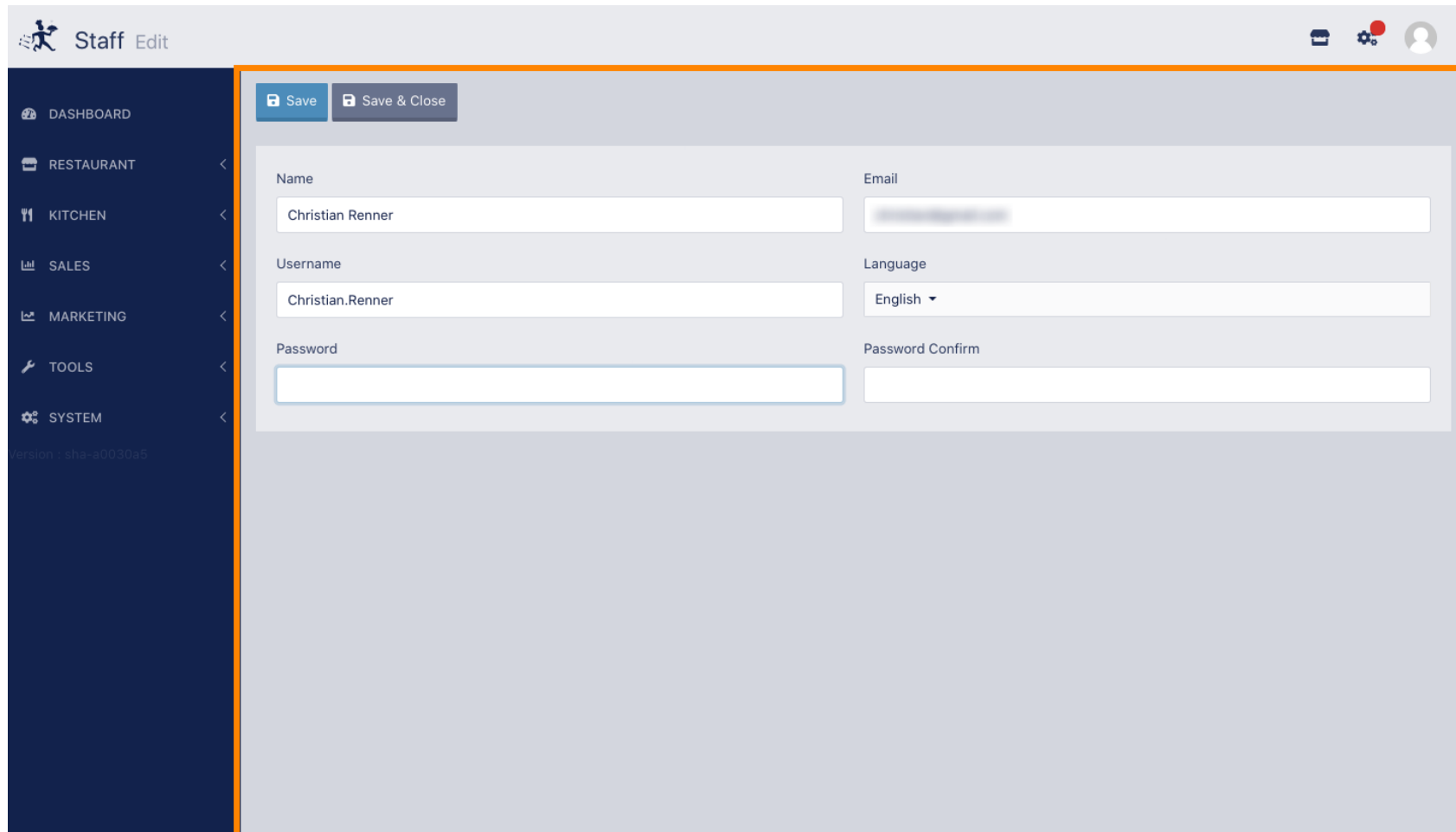
I kliknij **edytuj szczegóły**.



The screenshot shows a dashboard interface with a dark blue sidebar on the left containing navigation items: DASHBOARD, RESTAURANT, KITCHEN, SALES, MARKETING, TOOLS, and SYSTEM. The main content area features two summary cards: 'Total Sales' and 'Total Cash Payments', both showing €0.00. Below these is a 'Reports Chart' with a legend for Orders, Reservations, Customers, and Reviews. A user profile dropdown menu is open on the right, showing the user's name 'CHRISTIAN RENNER' and title 'Call center agent in France'. The menu items are: Set Status, Edit Details (highlighted with an orange box), Logout, About TastyIgniter, Documentation, and Community Support.



Zostałeś przekierowany do **ustawień** swojego konta.



Staff Edit

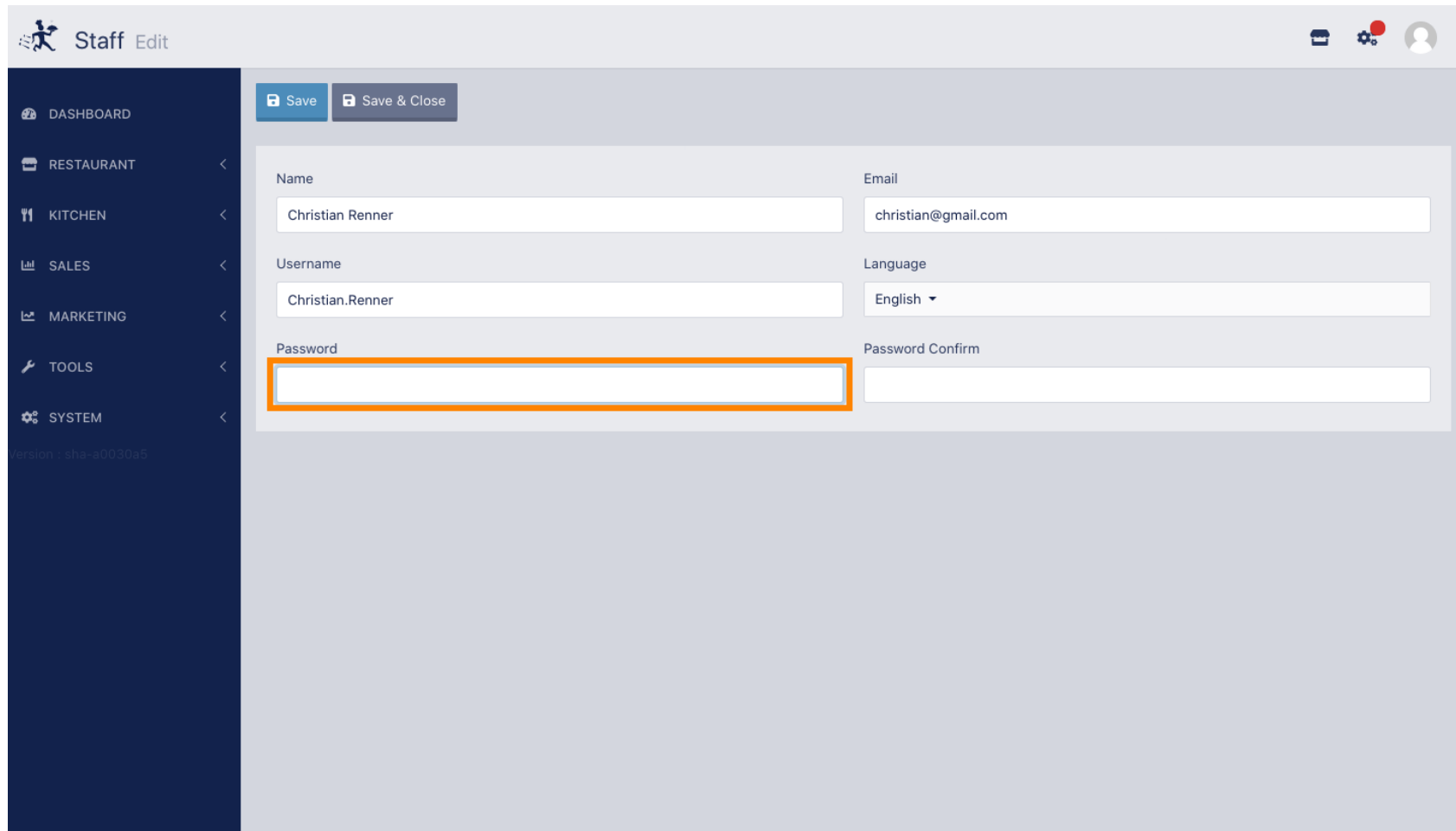
Save Save & Close

Name	Christian Renner	Email	[Redacted]
Username	Christian.Renner	Language	English
Password	[Empty]	Password Confirm	[Empty]

version: sha-30030a5



Wpisz swoje **nowe hasło** .



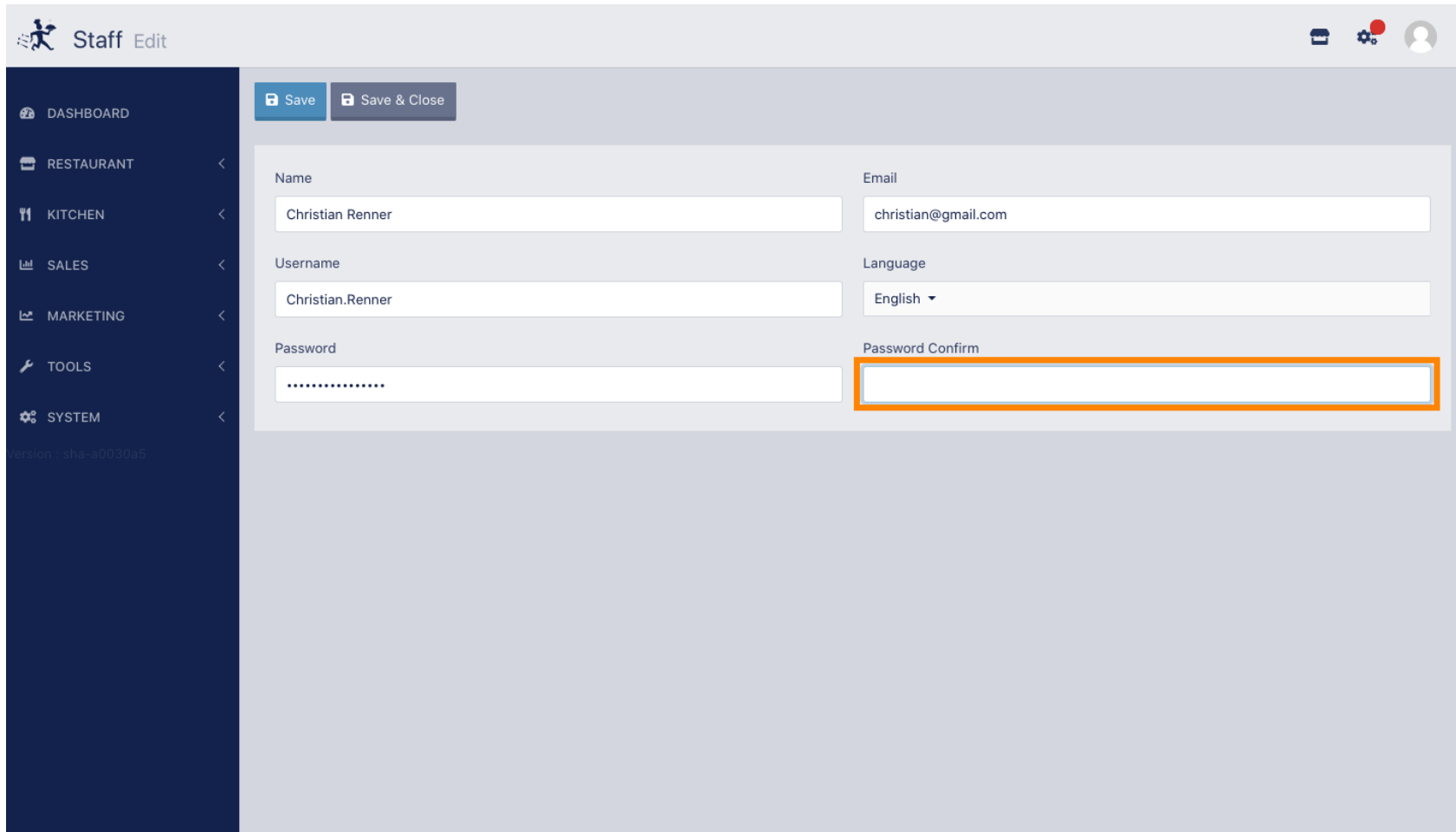
Staff Edit

Save Save & Close

Name	Christian Renner	Email	christian@gmail.com
Username	Christian.Renner	Language	English ▾
Password	<input type="password"/>	Password Confirm	<input type="password"/>

version : sha-40030a5

T Teraz wprowadź ponownie **nowe hasło**, aby je potwierdzić.



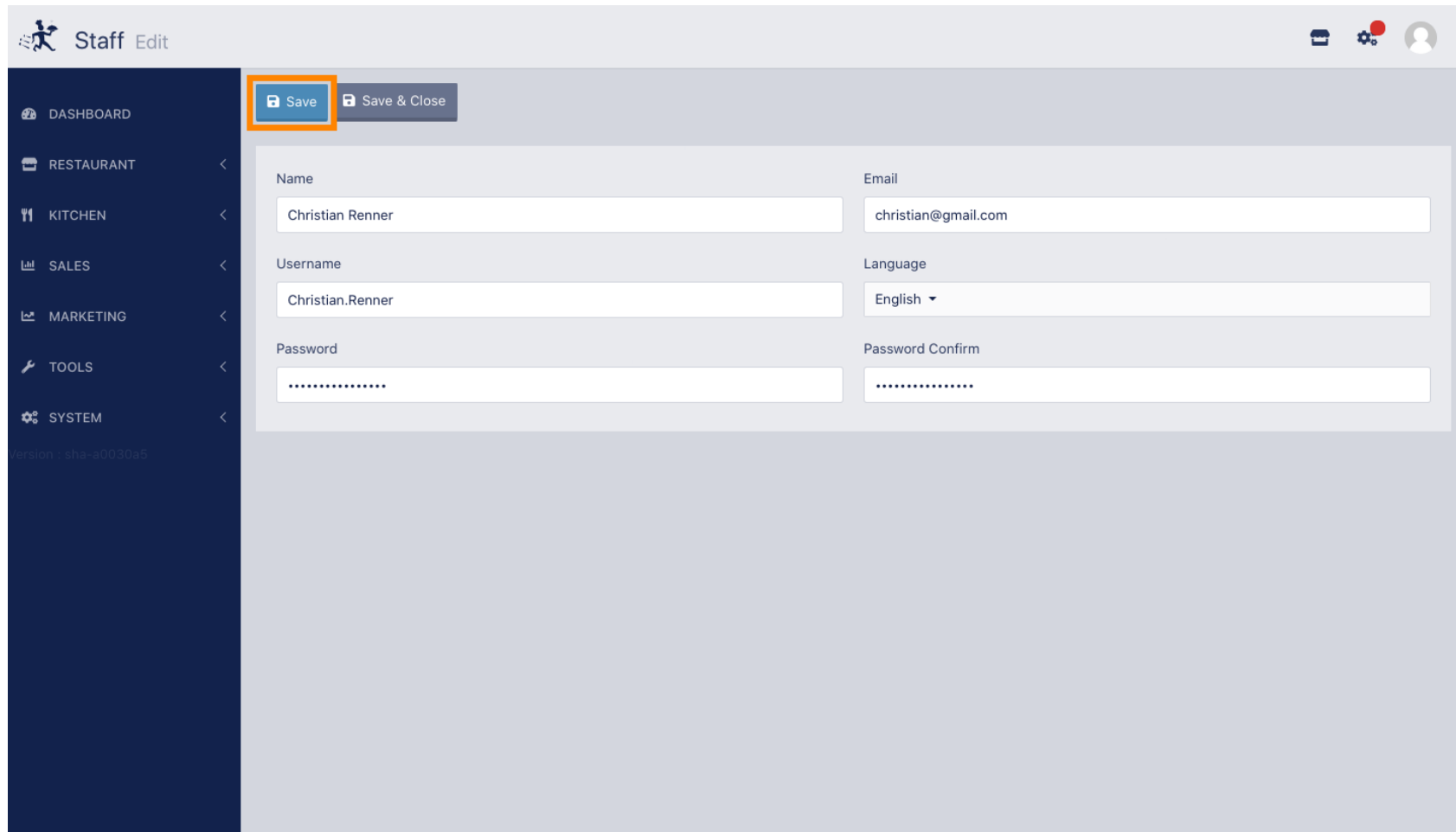
The screenshot shows a web application interface for editing staff information. The page title is "Staff Edit". On the left, there is a dark blue sidebar with navigation links: DASHBOARD, RESTAURANT, KITCHEN, SALES, MARKETING, TOOLS, and SYSTEM. At the top right of the main content area, there are icons for a calendar, settings, and a user profile. Below the sidebar, there are two buttons: "Save" and "Save & Close". The main form area contains several input fields:

- Name:** Christian Renner
- Email:** christian@gmail.com
- Username:** Christian.Renner
- Language:** English (dropdown menu)
- Password:** (masked with dots)
- Password Confirm:** (empty field, highlighted with an orange border)

At the bottom left of the sidebar, the text "version : sha-40030a5" is visible.



Aby zaktualizować hasło, kliknij **Zapisz**.



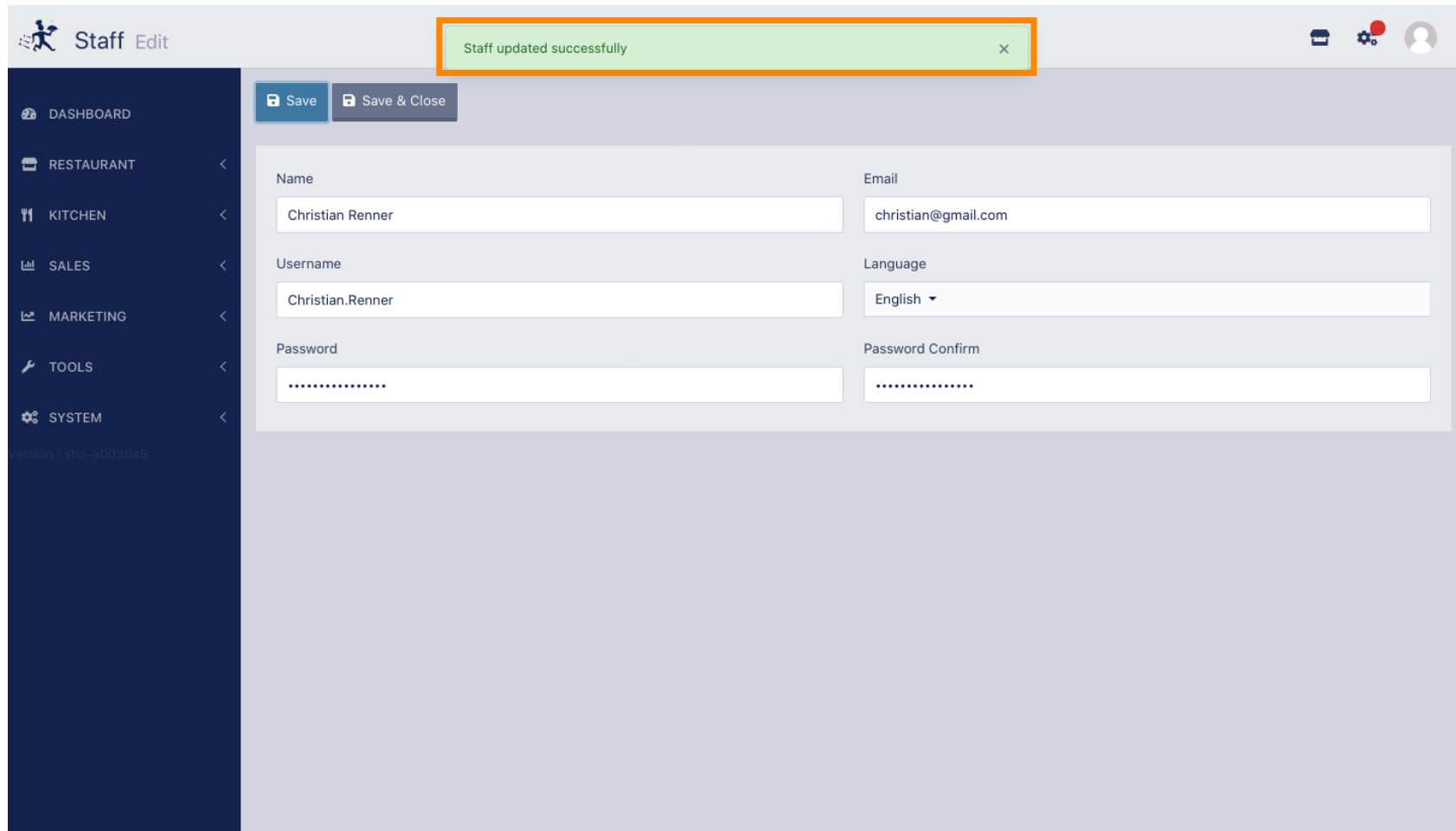
The screenshot shows the 'Staff Edit' interface. On the left is a dark blue sidebar with navigation options: DASHBOARD, RESTAURANT, KITCHEN, SALES, MARKETING, TOOLS, and SYSTEM. The main content area is light gray and contains a form with the following fields:

Name	Email
<input type="text" value="Christian Renner"/>	<input type="text" value="christian@gmail.com"/>
Username	Language
<input type="text" value="Christian.Renner"/>	<input type="text" value="English"/>
Password	Password Confirm
<input type="password" value="....."/>	<input type="password" value="....."/>

At the top of the form area, there are two buttons: 'Save' (highlighted with an orange box) and 'Save & Close'. The top right corner of the interface shows icons for a calendar, settings, and a user profile.



Otóż to. Pomyślnie zaktualizowałeś swoje hasło.



The screenshot displays the 'Staff Edit' interface. At the top, a green notification box with an orange border states 'Staff updated successfully' with a close button (X). Below the notification, there are 'Save' and 'Save & Close' buttons. The main form contains the following fields:

Name	Email
Christian Renner	christian@gmail.com
Username	Language
Christian.Renner	English ▾
Password	Password Confirm
.....

On the left side, a dark blue sidebar lists navigation options: DASHBOARD, RESTAURANT, KITCHEN, SALES, MARKETING, TOOLS, and SYSTEM. At the bottom of the sidebar, the version number 'version: sha-40030a5' is visible. The top right corner of the interface includes icons for a calendar, settings, and a user profile.