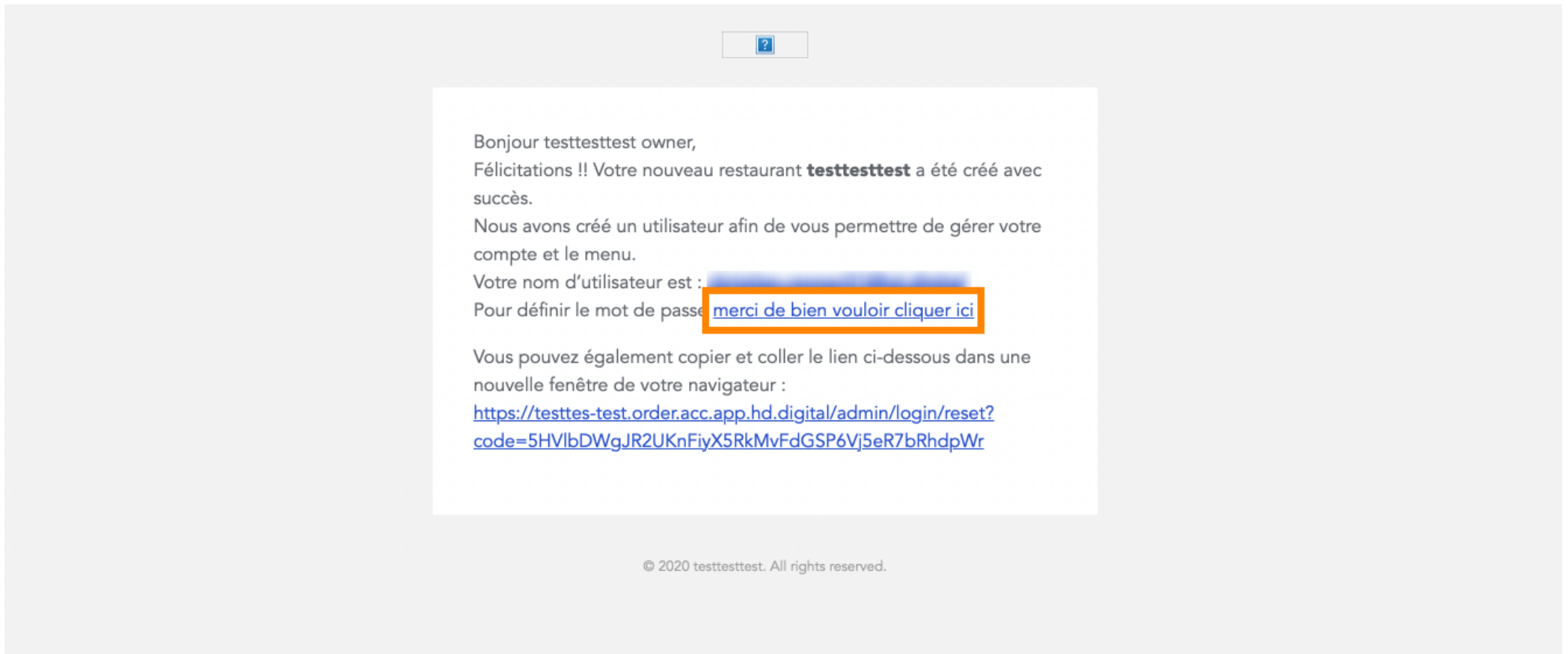
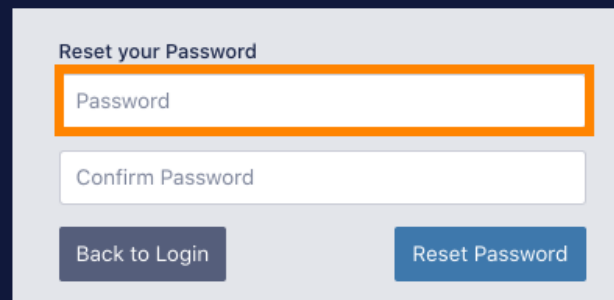


 Primul pas este să deschideți e-mailul primit și să faceți clic pe **Vă rugăm să faceți clic aici**.





Resetați parola introducând una nouă.



Reset your Password

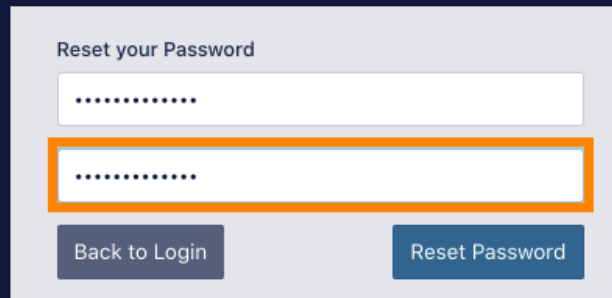
Password

Confirm Password

Back to Login

Reset Password

T Confirmați noua **parolă** tastând-o din nou și faceți clic pe **resetare parolă**.



Reset your Password

.....

.....

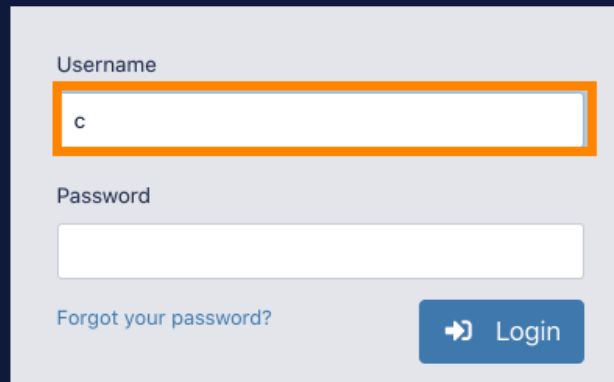
Back to Login Reset Password



Clic

Reset your Password

T Acum conectează-te introducând **numele** tău de **utilizator** (adresa de e-mail) .

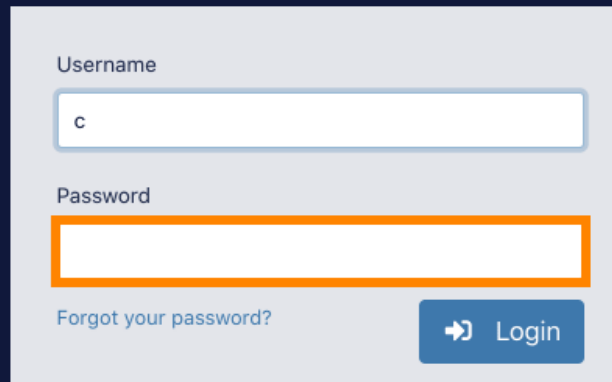


Username

Password

[Forgot your password?](#)

T Și parola ta . Apoi faceți clic pe **autentificare** .



A screenshot of a login form on a dark blue background. The form is centered and has a light gray background. It contains two input fields: 'Username' with the letter 'c' and 'Password' which is empty and highlighted with an orange border. Below the fields are a link 'Forgot your password?' and a blue 'Login' button with a right-pointing arrow icon.

Username
c

Password

[Forgot your password?](#)



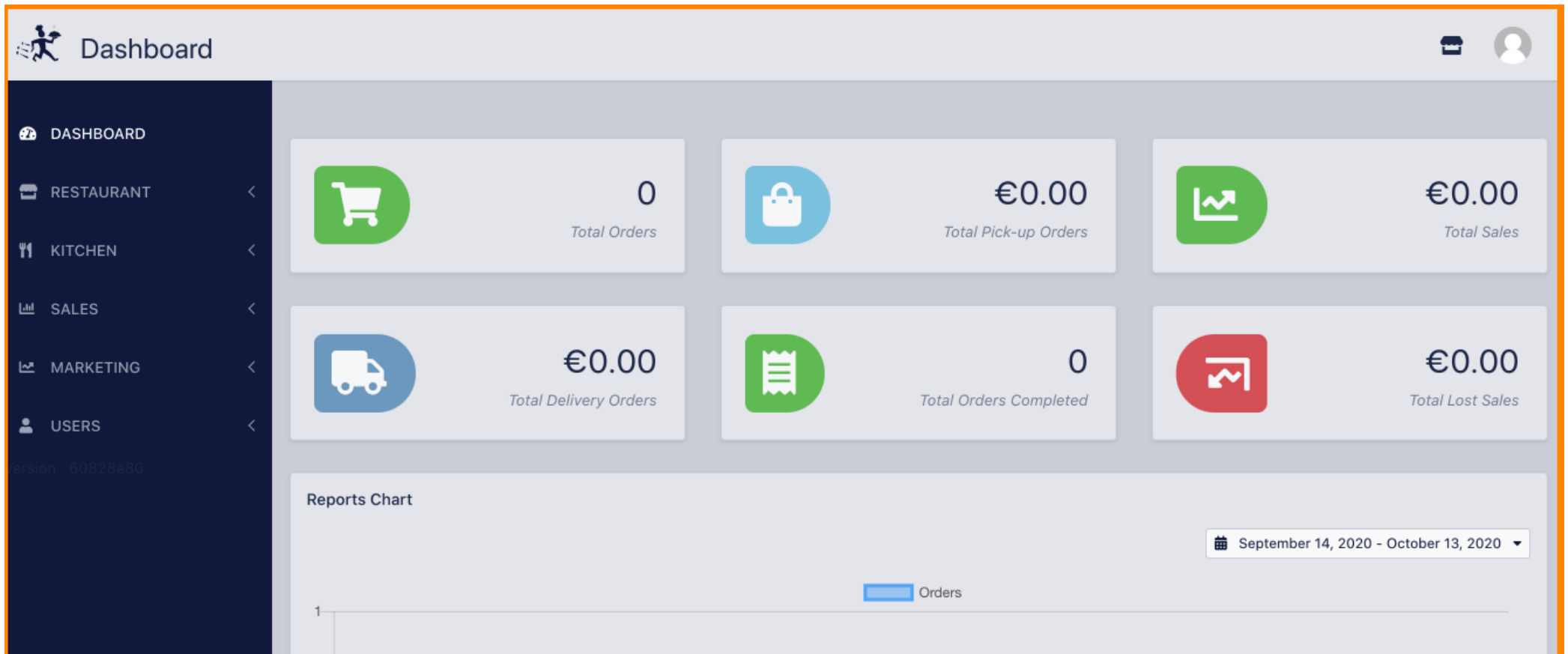
Clic

Username

Password

[Forgot your password?](#)

 Asta e. V-ați autentificat cu succes și sunteți din nou la tabloul de bord.



The screenshot shows the DISH Order dashboard interface. It features a dark blue sidebar on the left with navigation options: DASHBOARD, RESTAURANT, KITCHEN, SALES, MARKETING, and USERS. The main content area displays six key performance indicators (KPIs) in a grid:

Metric	Value
Total Orders	0
Total Pick-up Orders	€0.00
Total Sales	€0.00
Total Delivery Orders	€0.00
Total Orders Completed	0
Total Lost Sales	€0.00

Below the KPIs is a 'Reports Chart' section with a date range selector set to 'September 14, 2020 - October 13, 2020'. A legend indicates that the blue bars represent 'Orders'. The chart area is currently empty, showing only a vertical axis with the number '1' at the bottom.