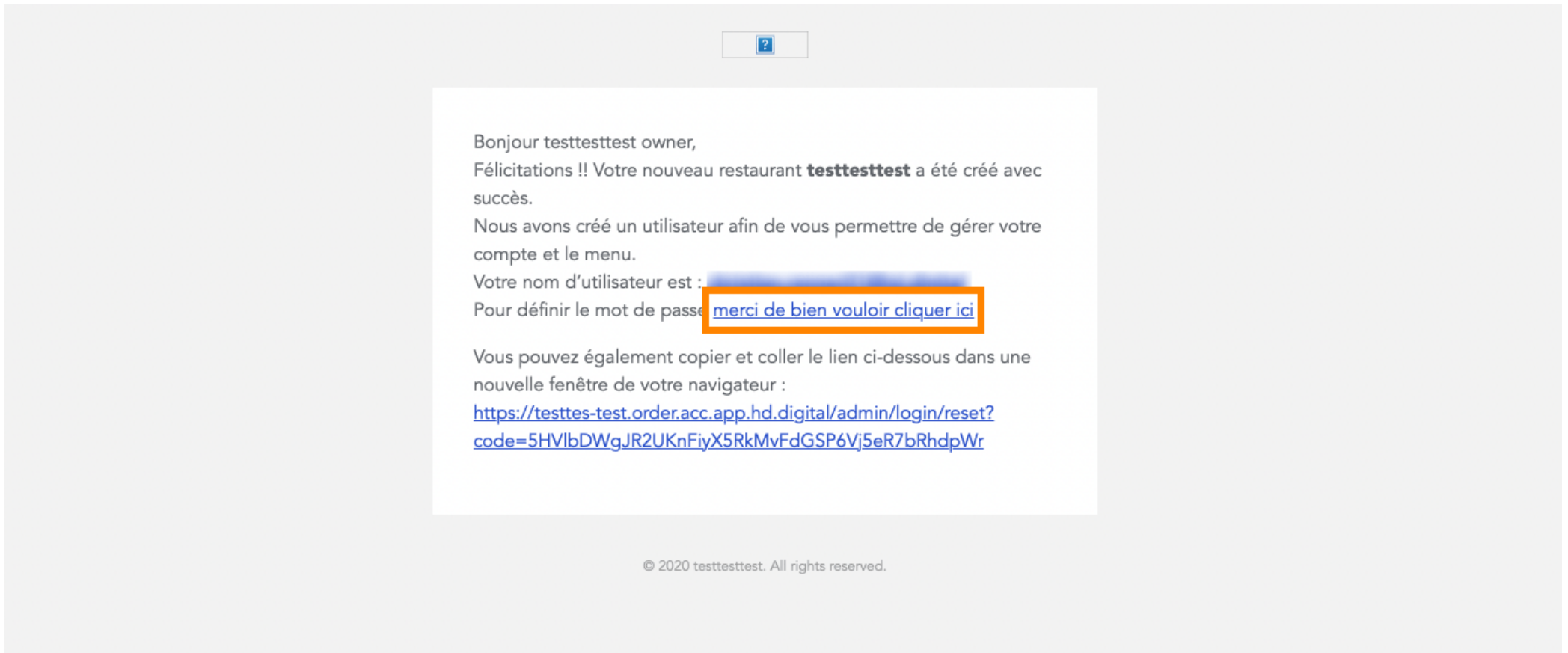
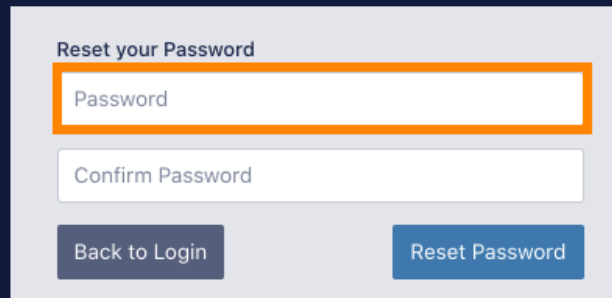




De eerste stap is om uw ontvangen e-mail te openen en klik op **klik hier** .



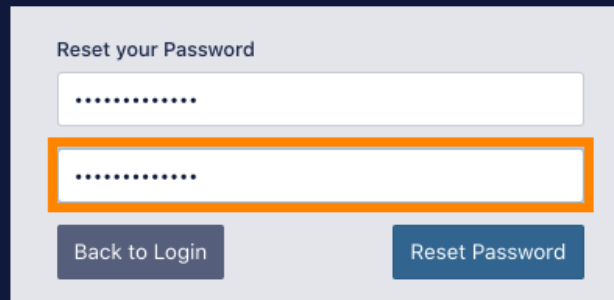
 Reset uw **wachtwoord** door een nieuw **wachtwoord** in te voeren.



The screenshot shows a 'Reset your Password' form on a dark blue background. The form is a light gray box containing the following elements:

- Title: **Reset your Password**
- Input field: **Password** (highlighted with an orange border)
- Input field: **Confirm Password**
- Buttons: **Back to Login** (dark gray) and **Reset Password** (blue)

**T** Bevestig het nieuwe **wachtwoord** door het nogmaals in te typen e klik op **wachtwoord resetten** .



Reset your Password

.....

.....

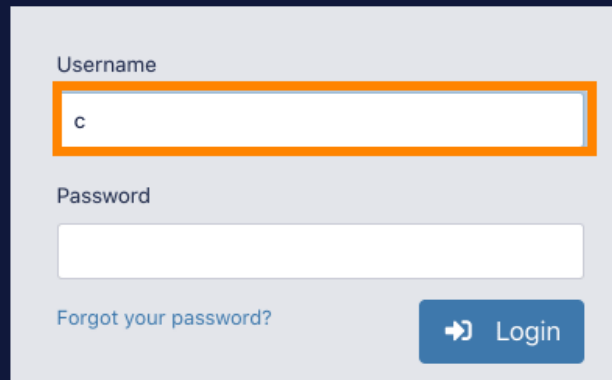
Back to Login      Reset Password



Klik

Reset your Password

 Log nu in door uw **gebruikersnaam (e-mailadres)** in te voeren .



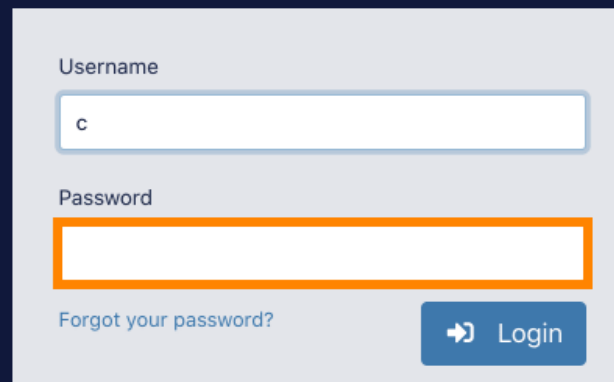
Username

Password

[Forgot your password?](#)



En je **wachtwoord** . Klik dan op **inloggen** .



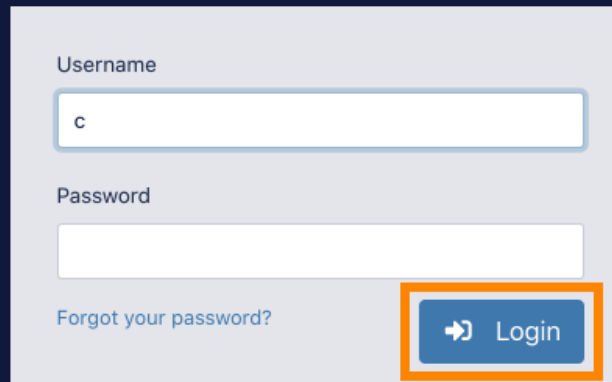
Username

Password

[Forgot your password?](#)



Klik

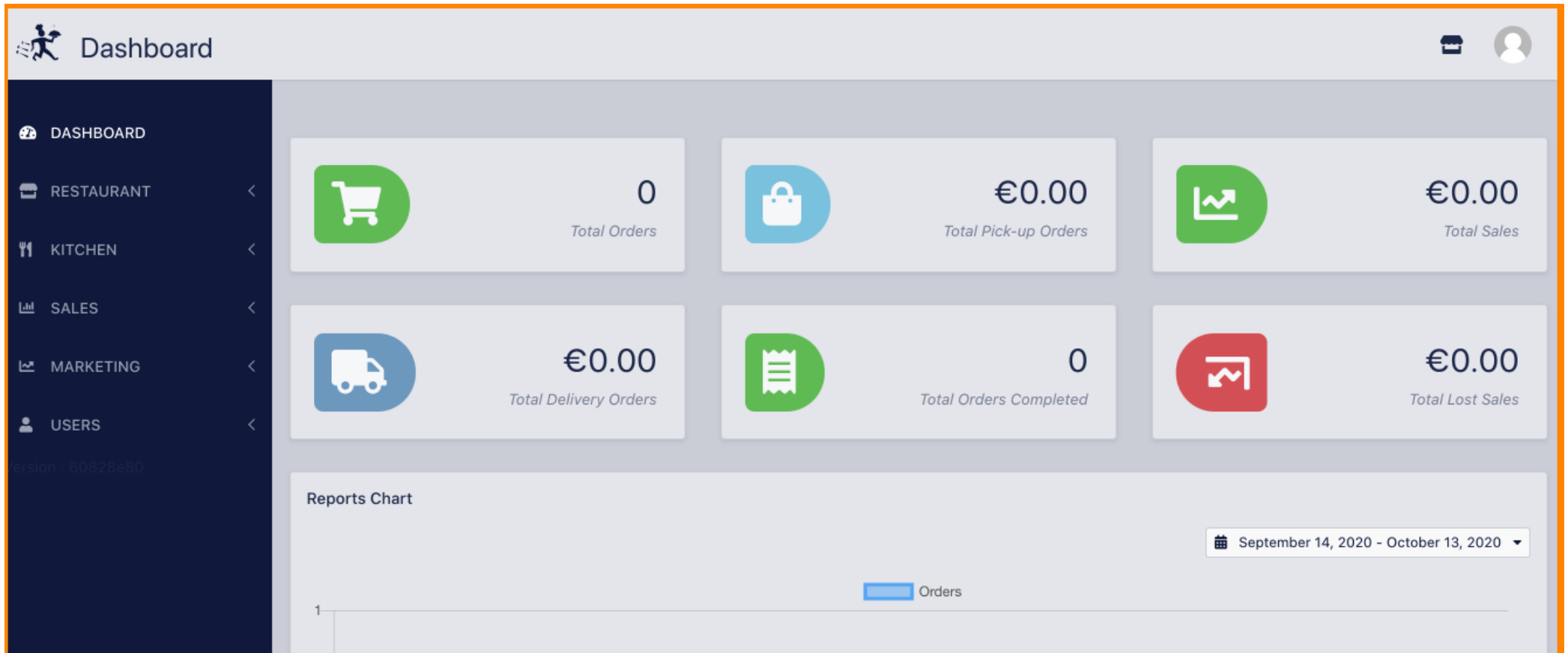


Username

Password

[Forgot your password?](#)

 Dat is het. U bent succesvol ingelogd en bent terug op uw dashboard.



The screenshot shows the DISH Order dashboard interface. On the left is a dark blue sidebar with navigation options: DASHBOARD, RESTAURANT, KITCHEN, SALES, MARKETING, and USERS. The main content area features six summary cards and a Reports Chart.

Metric	Value
Total Orders	0
Total Pick-up Orders	€0.00
Total Sales	€0.00
Total Delivery Orders	€0.00
Total Orders Completed	0
Total Lost Sales	€0.00

Below the summary cards is a 'Reports Chart' section with a date range selector set to 'September 14, 2020 - October 13, 2020'. A legend indicates that the blue bars represent 'Orders'.