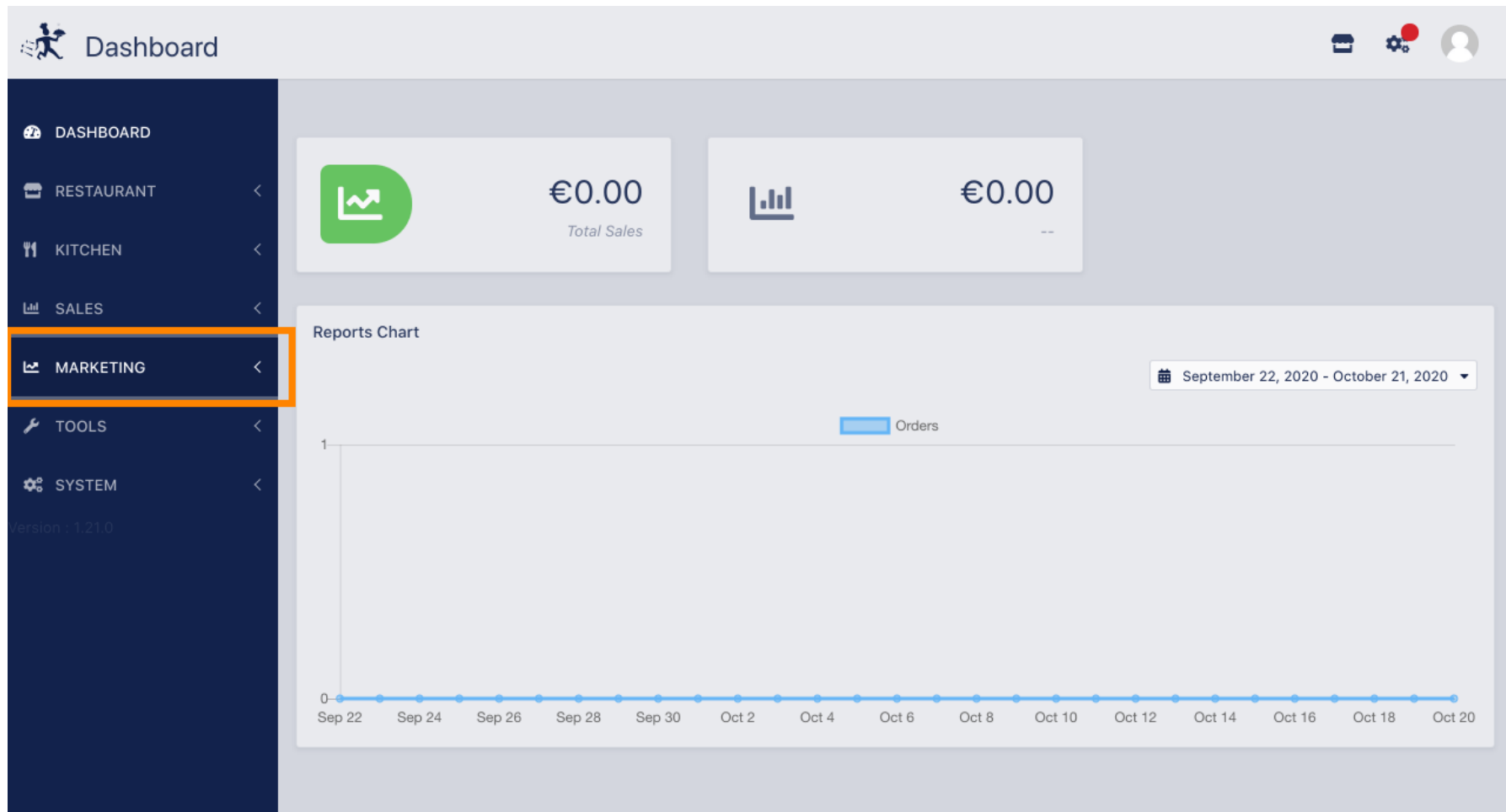


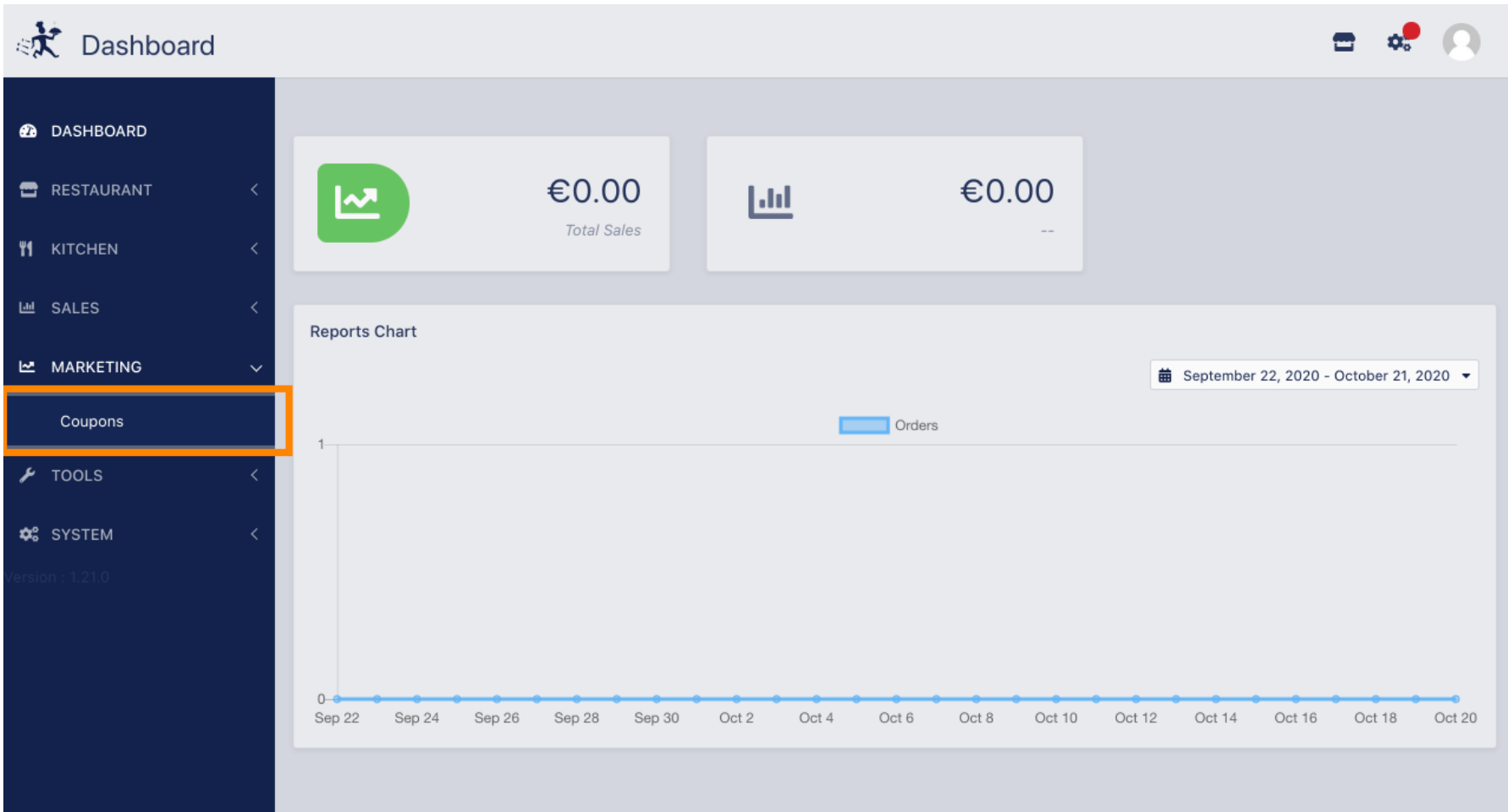


Sie befinden sich jetzt im **Dashboard** . Klicken Sie auf **Marketing** , um mit der Einrichtung von **Coupons** zu beginnen .



The screenshot shows a dashboard interface with a dark blue sidebar on the left and a light gray main content area. The sidebar contains the following menu items: DASHBOARD, RESTAURANT, KITCHEN, SALES, **MARKETING** (highlighted with an orange border), TOOLS, and SYSTEM. The main content area features a header with the title 'Dashboard' and user profile icons. Below the header, there are two summary cards: 'Total Sales' showing €0.00 and another card showing €0.00. A 'Reports Chart' section is visible, displaying a line chart for 'Orders' from September 22, 2020, to October 21, 2020. The chart shows a flat line at zero.

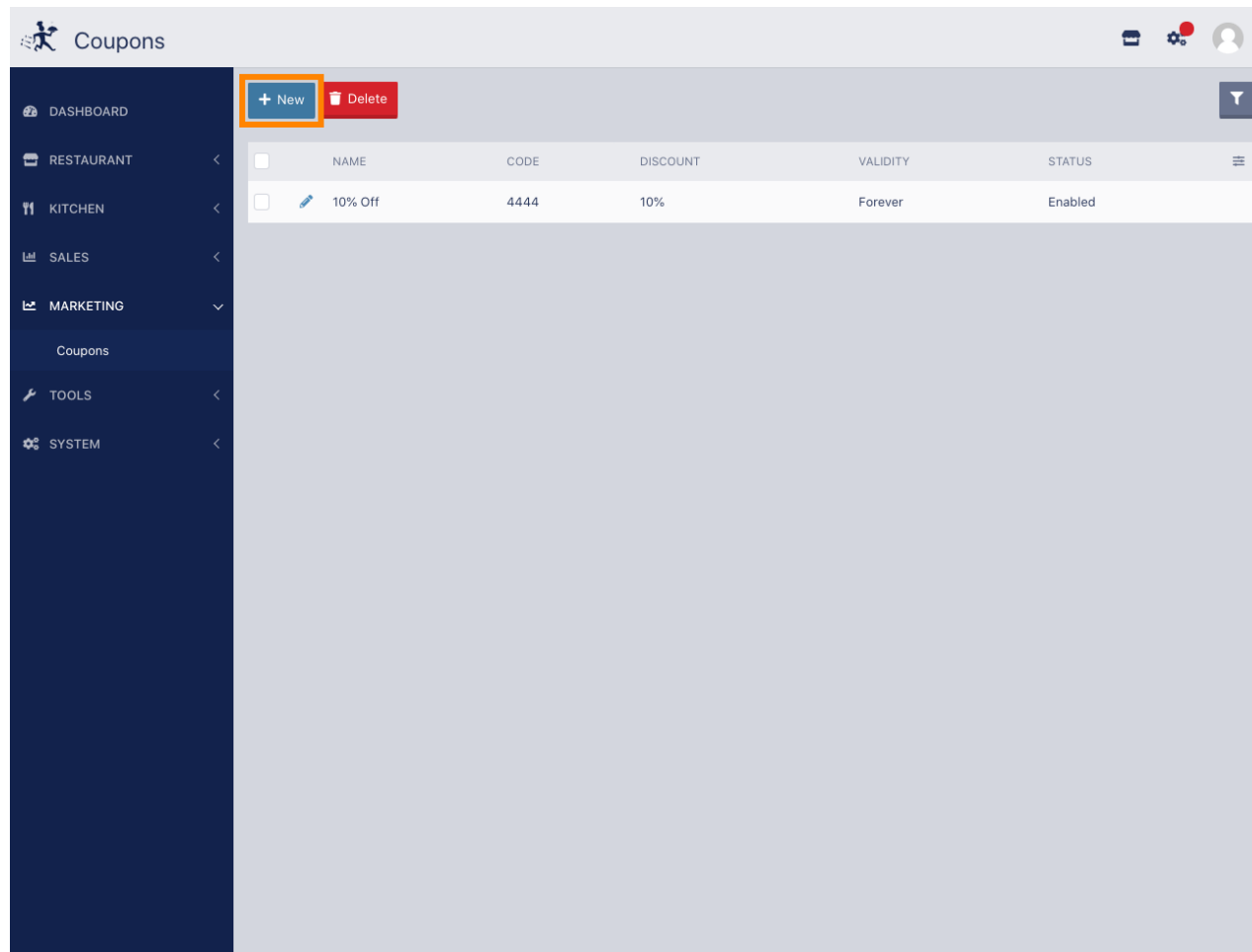
 Klicken Sie auf **Gutscheine** , um fortzufahren.



The screenshot displays a dashboard interface with a dark blue sidebar on the left and a light gray main content area. The sidebar contains the following menu items: DASHBOARD, RESTAURANT, KITCHEN, SALES, MARKETING, Coupons (highlighted with an orange border), TOOLS, and SYSTEM. The main content area features a top navigation bar with the word 'Dashboard' and three icons (calendar, settings, user profile). Below the navigation bar, there are two summary cards: 'Total Sales' showing €0.00 and another card showing €0.00 with a bar chart icon. A 'Reports Chart' section is visible, showing a line graph for 'Orders' from September 22, 2020, to October 21, 2020. The graph shows a flat line at zero. The version number '1.21.0' is displayed at the bottom left of the sidebar.



Klicken Sie auf **Neu** , um einen neuen Gutschein hinzuzufügen. Hinweis: Sie können vorhandene Coupons bearbeiten, indem Sie auf das Stiftsymbol klicken.



NAME	CODE	DISCOUNT	VALIDITY	STATUS
10% Off	4444	10%	Forever	Enabled

 Richten Sie den Gutschein ein, indem Sie die **erforderlichen Informationen eingeben**.

**Coupon Create**

Save Save & Close

Coupon History

Name: regular guest Code: regular30

Type: Fixed Amount Percentage Discount: 30 Minimum Total: € 20.00

Redemptions: 0 Customer Redemptions: 0

Order Restriction: None Delivery Only Collection Only Validity: Forever Fixed Period Recurring

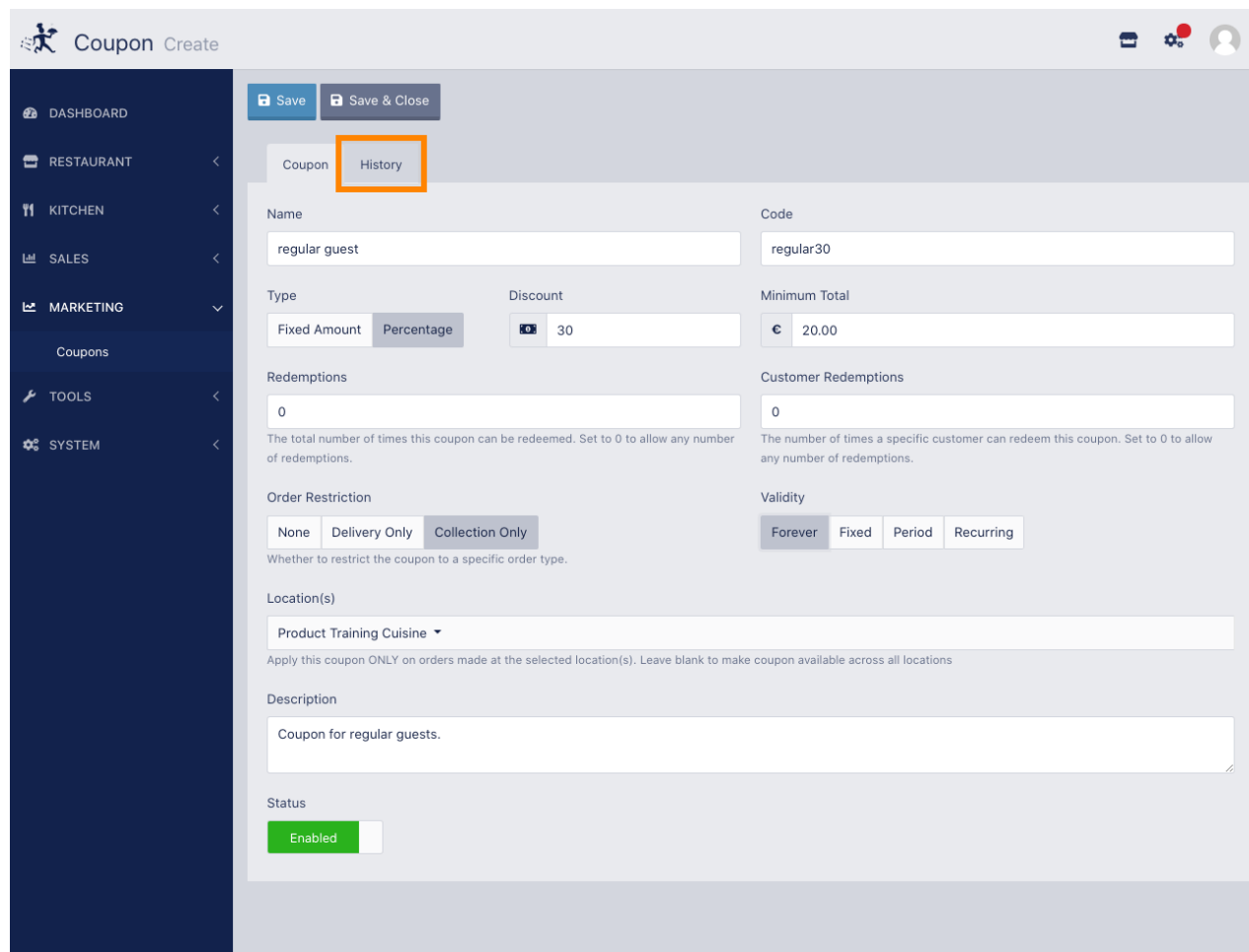
Location(s): Product Training Cuisine

Description: Coupon for regular guests.

Status: Enabled



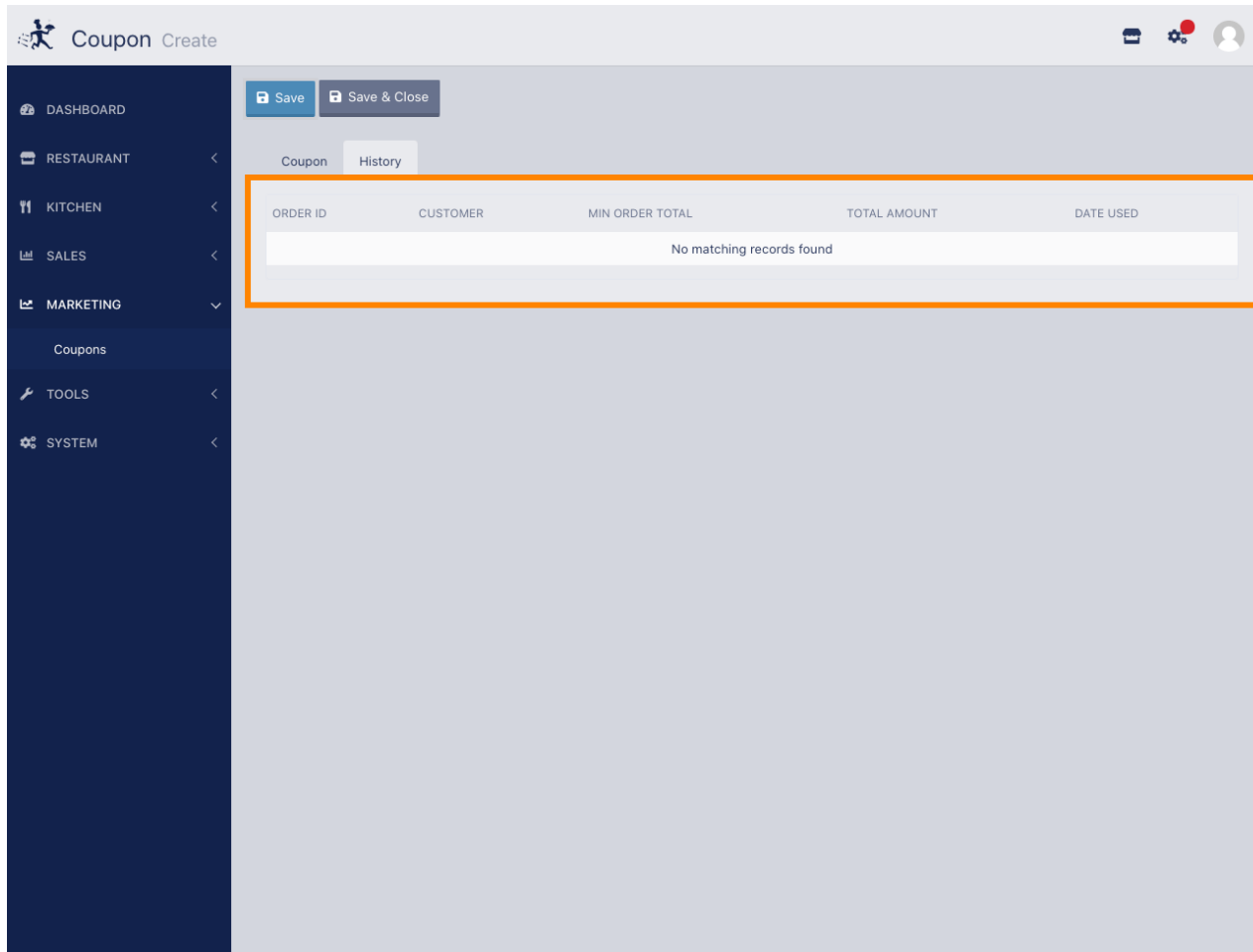
Klicken Sie auf **Verlauf**, um Informationen zur Nutzung von Kunden anzuzeigen. Hinweis: Diese Funktion zeigt Ergebnisse, nachdem der Gutschein aktiviert und von Kunden verwendet wurde.



The screenshot shows the 'Coupon Create' interface with the following details:

- Navigation:** Dashboard, RESTAURANT, KITCHEN, SALES, **MARKETING** (expanded), Coupons, TOOLS, SYSTEM.
- Buttons:** Save, Save & Close.
- Tabs:** Coupon, **History** (highlighted in orange).
- Name:** regular guest
- Code:** regular30
- Type:** Fixed Amount, Percentage (selected)
- Discount:** 30
- Minimum Total:** € 20.00
- Redemptions:** 0
- Customer Redemptions:** 0
- Order Restriction:** None, Delivery Only, Collection Only (selected)
- Validity:** Forever (selected), Fixed, Period, Recurring
- Location(s):** Product Training Cuisine
- Description:** Coupon for regular guests.
- Status:** Enabled

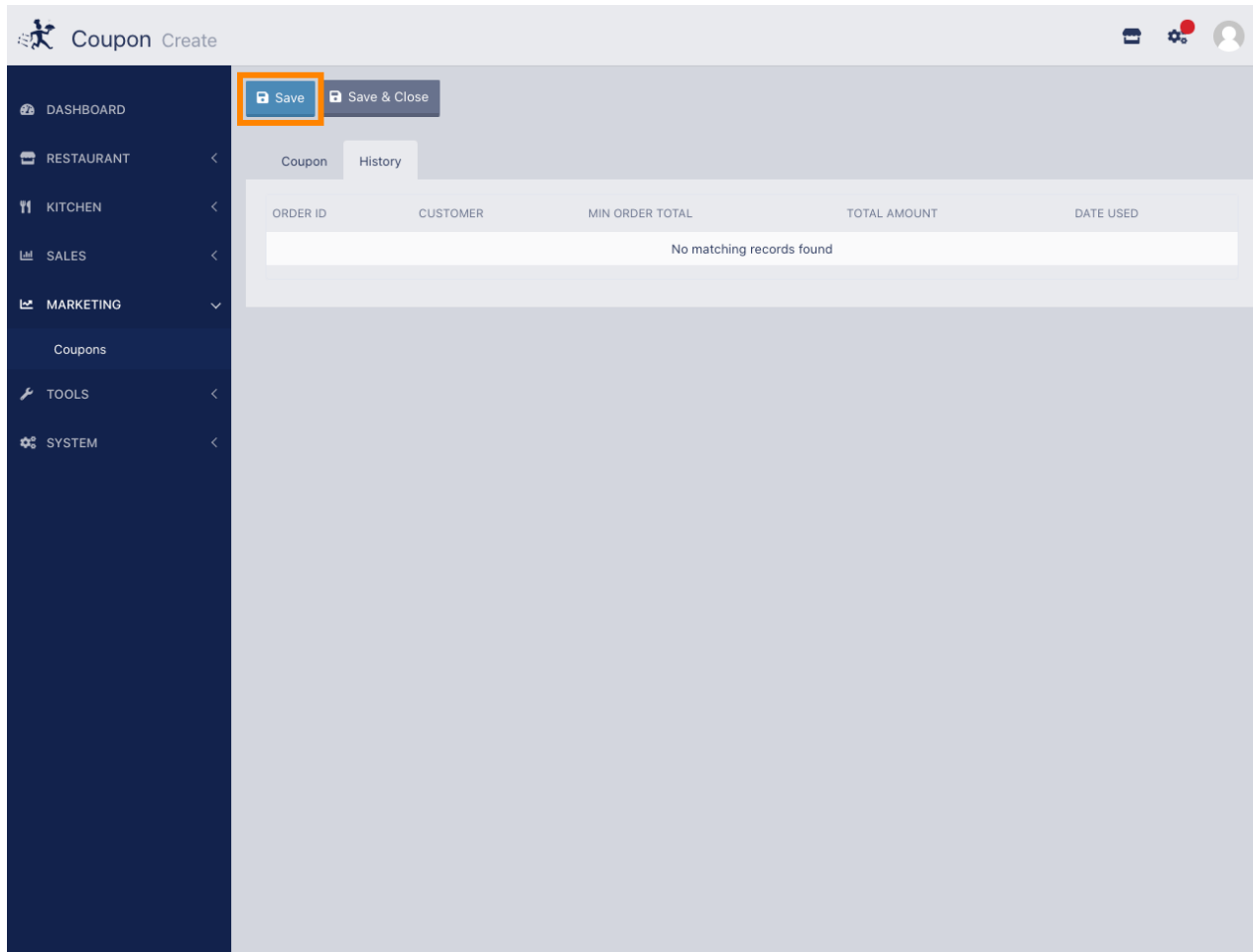
 Hier sehen Sie **Informationen zur Verwendung** des Gutscheins durch die Gäste.



The screenshot shows the 'Coupon Create' interface. On the left is a dark blue sidebar with navigation options: DASHBOARD, RESTAURANT, KITCHEN, SALES, MARKETING (expanded), TOOLS, and SYSTEM. The main content area has a top bar with 'Coupon Create' and user profile icons. Below this are 'Save' and 'Save & Close' buttons. A 'History' tab is active, showing a table with the following columns: ORDER ID, CUSTOMER, MIN ORDER TOTAL, TOTAL AMOUNT, and DATE USED. The table body contains the text 'No matching records found'.

ORDER ID	CUSTOMER	MIN ORDER TOTAL	TOTAL AMOUNT	DATE USED
No matching records found				

 Das ist es. Klicken Sie auf **Speichern** und Sie sind fertig.



The screenshot shows the 'Coupon Create' interface. On the left is a dark blue sidebar with navigation items: DASHBOARD, RESTAURANT, KITCHEN, SALES, MARKETING (expanded), TOOLS, and SYSTEM. The 'MARKETING' section is expanded to show 'Coupons'. The main content area has a top bar with 'Coupon Create' and user icons. Below this are two buttons: 'Save' (highlighted with an orange box) and 'Save & Close'. There are two tabs: 'Coupon' (active) and 'History'. The 'Coupon' tab displays a table with columns: ORDER ID, CUSTOMER, MIN ORDER TOTAL, TOTAL AMOUNT, and DATE USED. The table is empty, showing 'No matching records found'.