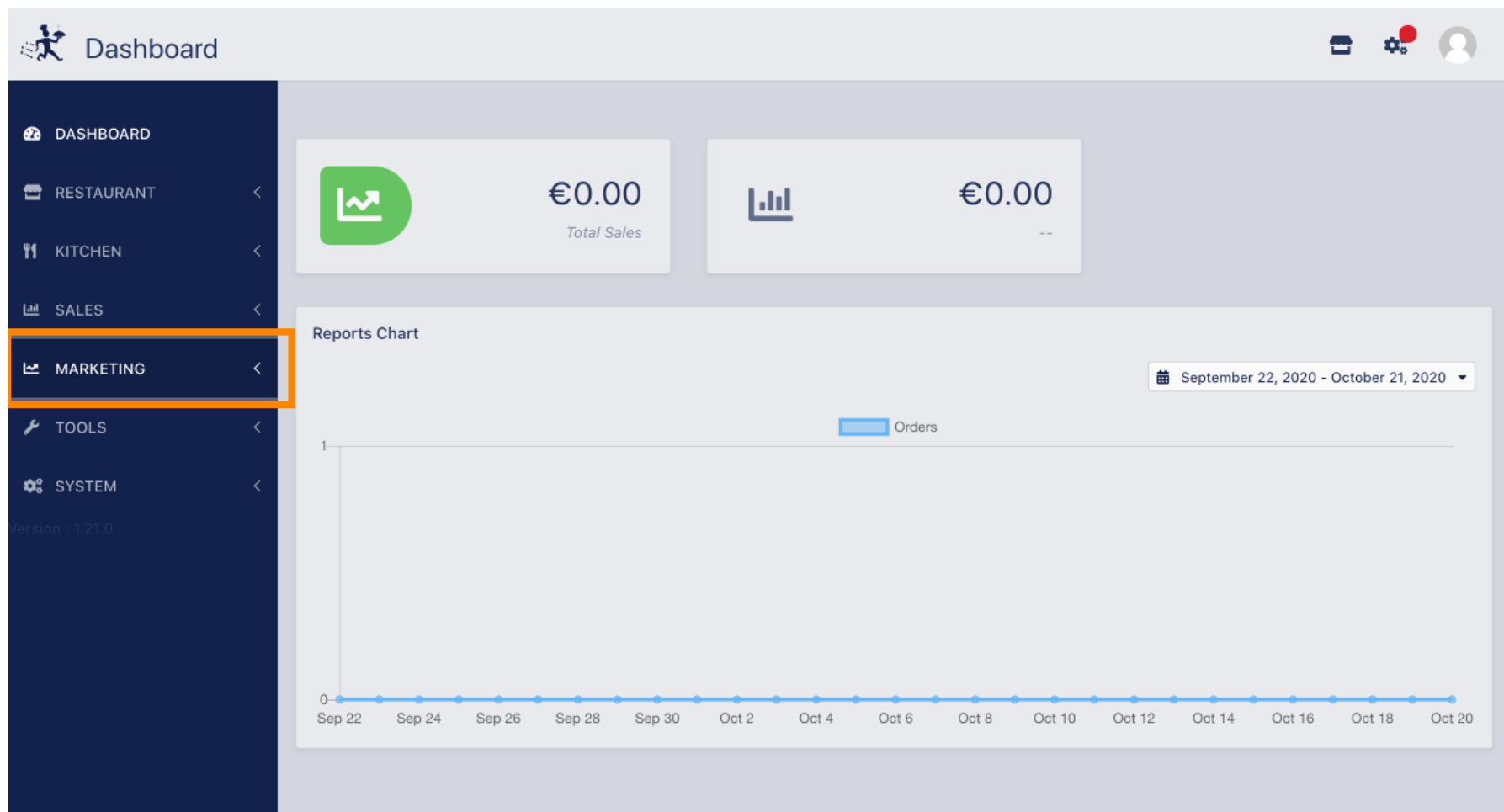


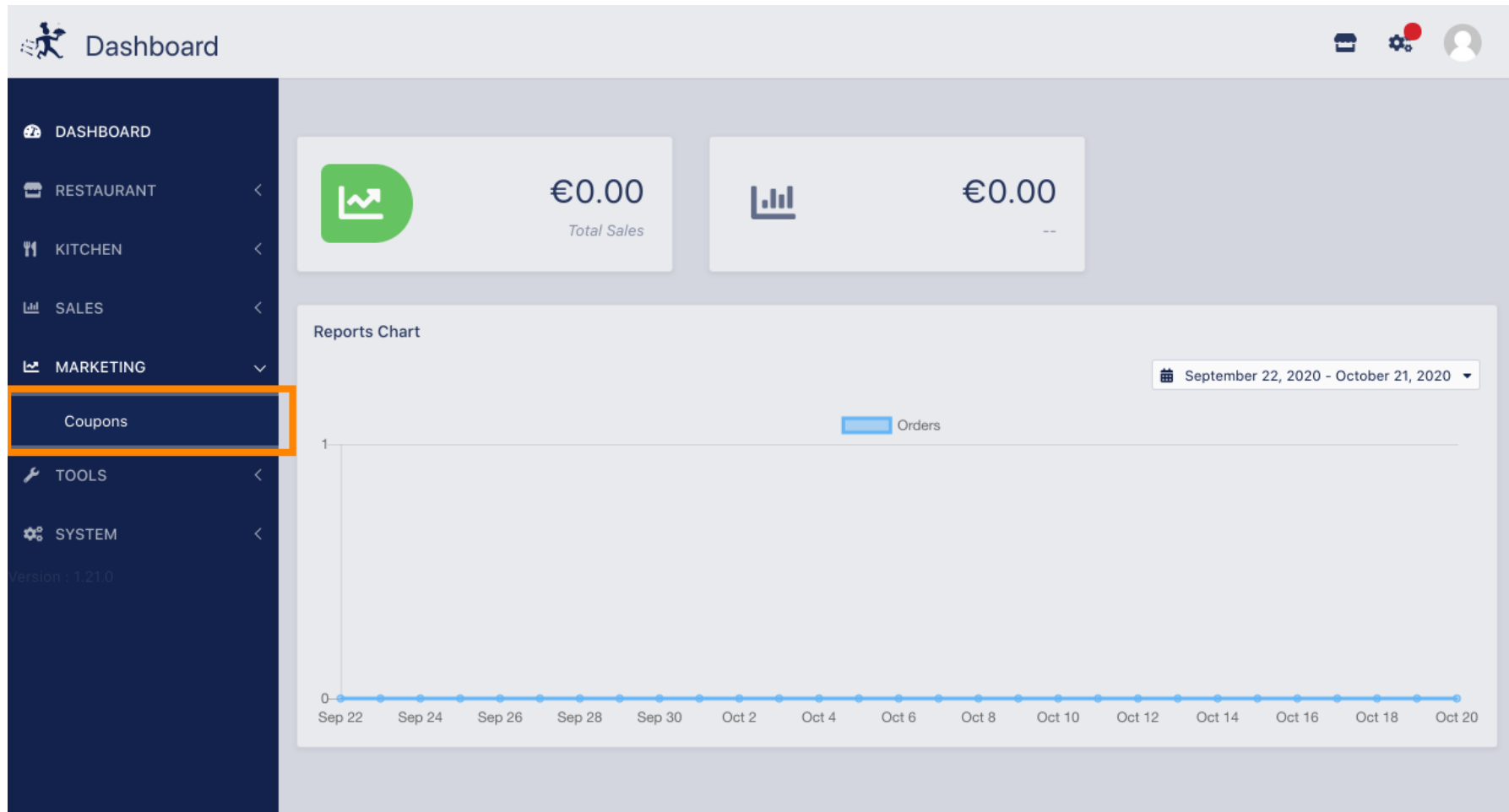
Vous êtes maintenant au tableau de **bord** . Cliquez sur **marketing** pour commencer à configurer les **coupons** .



The screenshot displays the DISH dashboard interface. On the left, a dark blue sidebar contains a menu with the following items: DASHBOARD, RESTAURANT, KITCHEN, SALES, **MARKETING** (highlighted with an orange box), TOOLS, and SYSTEM. The main content area features a header with the word 'Dashboard' and user profile icons. Below the header, there are two summary cards: 'Total Sales' showing '€0.00' and 'Orders' showing '€0.00'. A 'Reports Chart' section is visible, showing a line graph for 'Orders' from September 22, 2020, to October 21, 2020. The chart shows a flat line at zero.



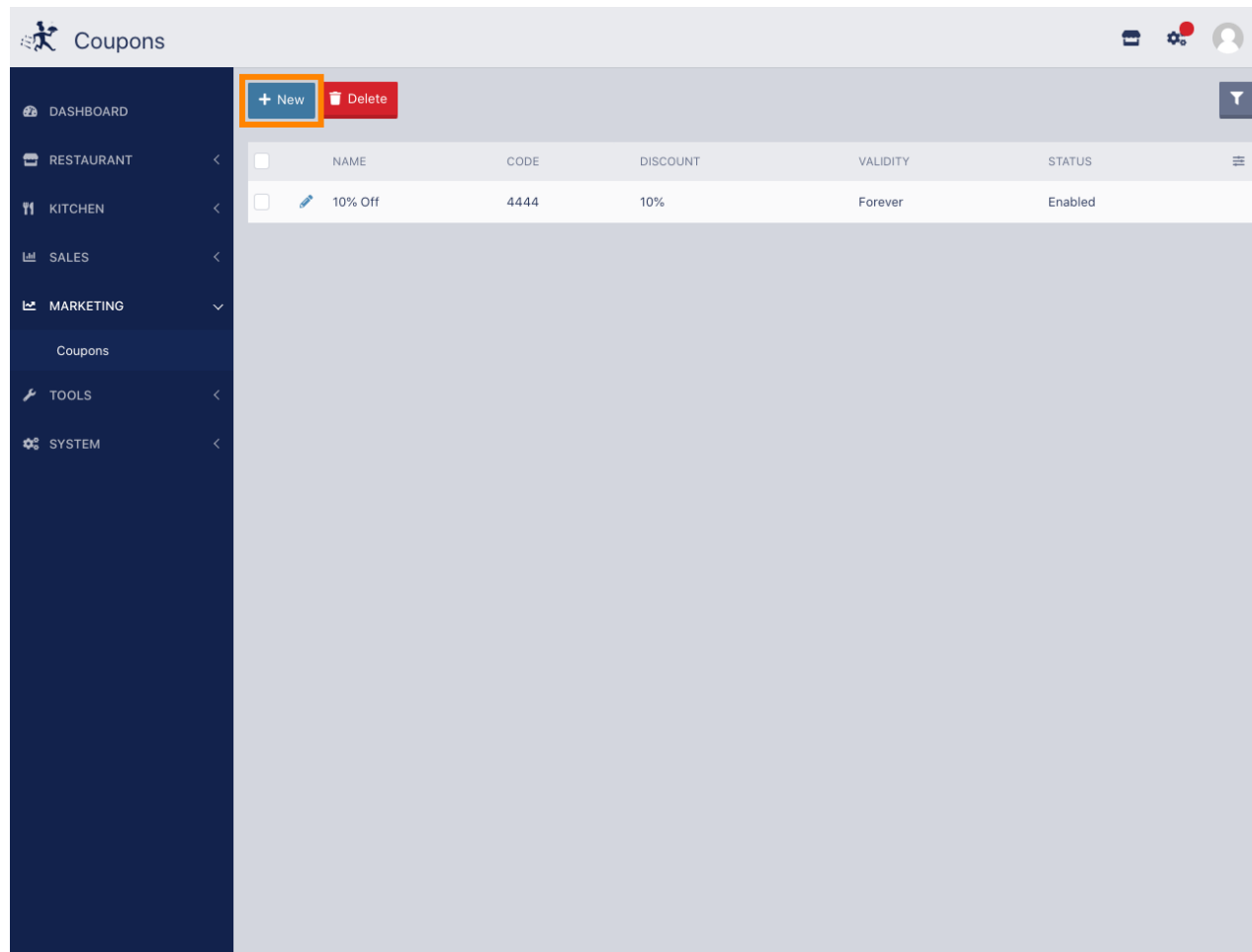
Cliquez sur les **coupons** pour continuer.




The screenshot displays the DISH dashboard interface. On the left, a dark blue sidebar contains a navigation menu with the following items: DASHBOARD, RESTAURANT, KITCHEN, SALES, MARKETING, Coupons (highlighted with an orange border), TOOLS, and SYSTEM. The main content area features a header with the word 'Dashboard' and user profile icons. Below the header, there are two summary cards: 'Total Sales' showing €0.00 and 'Orders' showing €0.00. A 'Reports Chart' section is visible, displaying a line graph for 'Orders' from September 22, 2020, to October 21, 2020. The chart shows a flat line at zero.

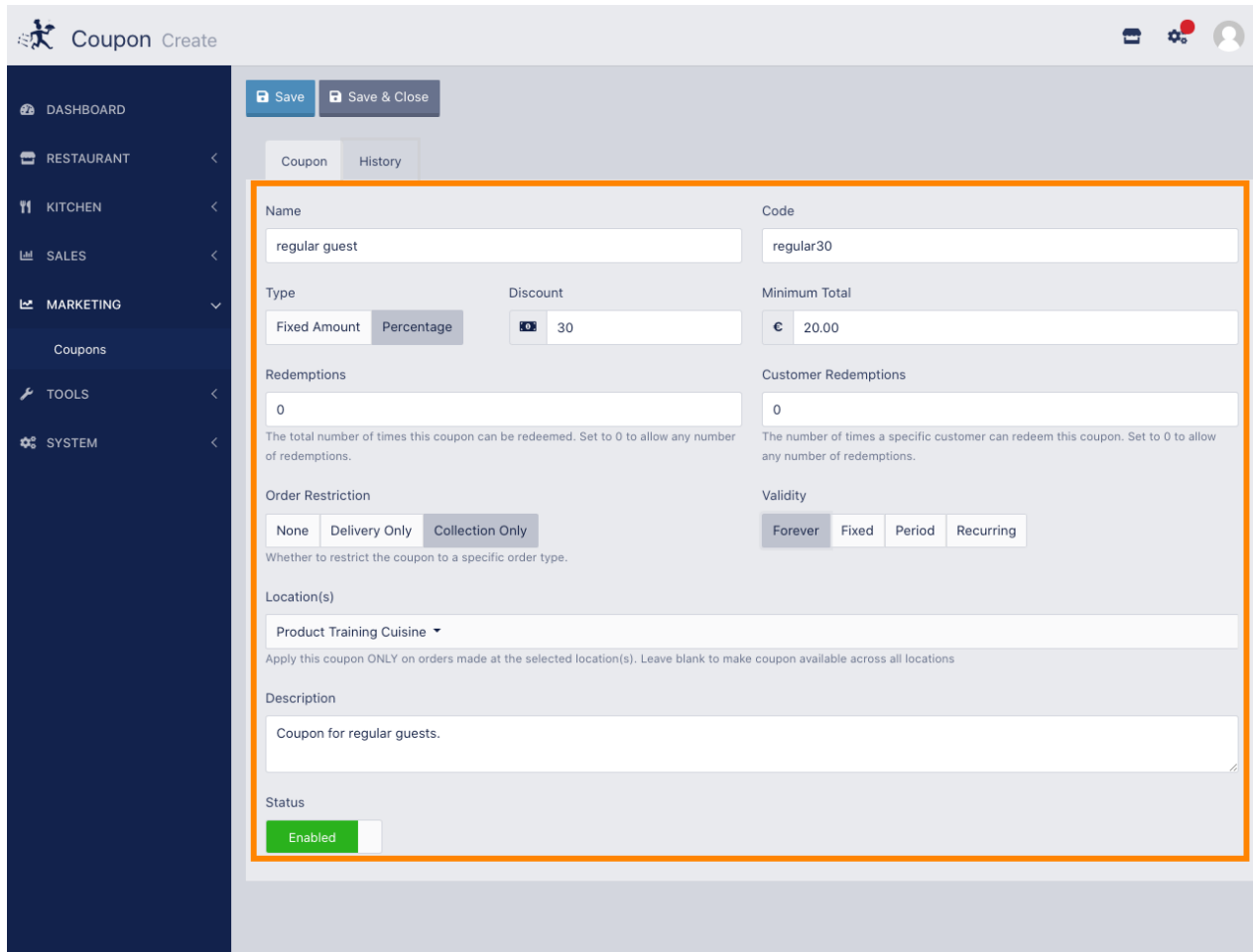


Cliquez sur **nouveau** pour ajouter un nouveau coupon. Remarque : Vous pouvez modifier les coupons existants en cliquant sur l'icône en forme de crayon.



	NAME	CODE	DISCOUNT	VALIDITY	STATUS
<input type="checkbox"/>	 10% Off	4444	10%	Forever	Enabled

Configurez le coupon en saisissant **les informations requises** .



Coupon Create

Save Save & Close

Coupon History

Name: regular guest Code: regular30

Type: Fixed Amount Percentage Discount: 30 Minimum Total: € 20.00

Redemptions: 0 Customer Redemptions: 0

Order Restriction: None Delivery Only Collection Only Validity: Forever Fixed Period Recurring

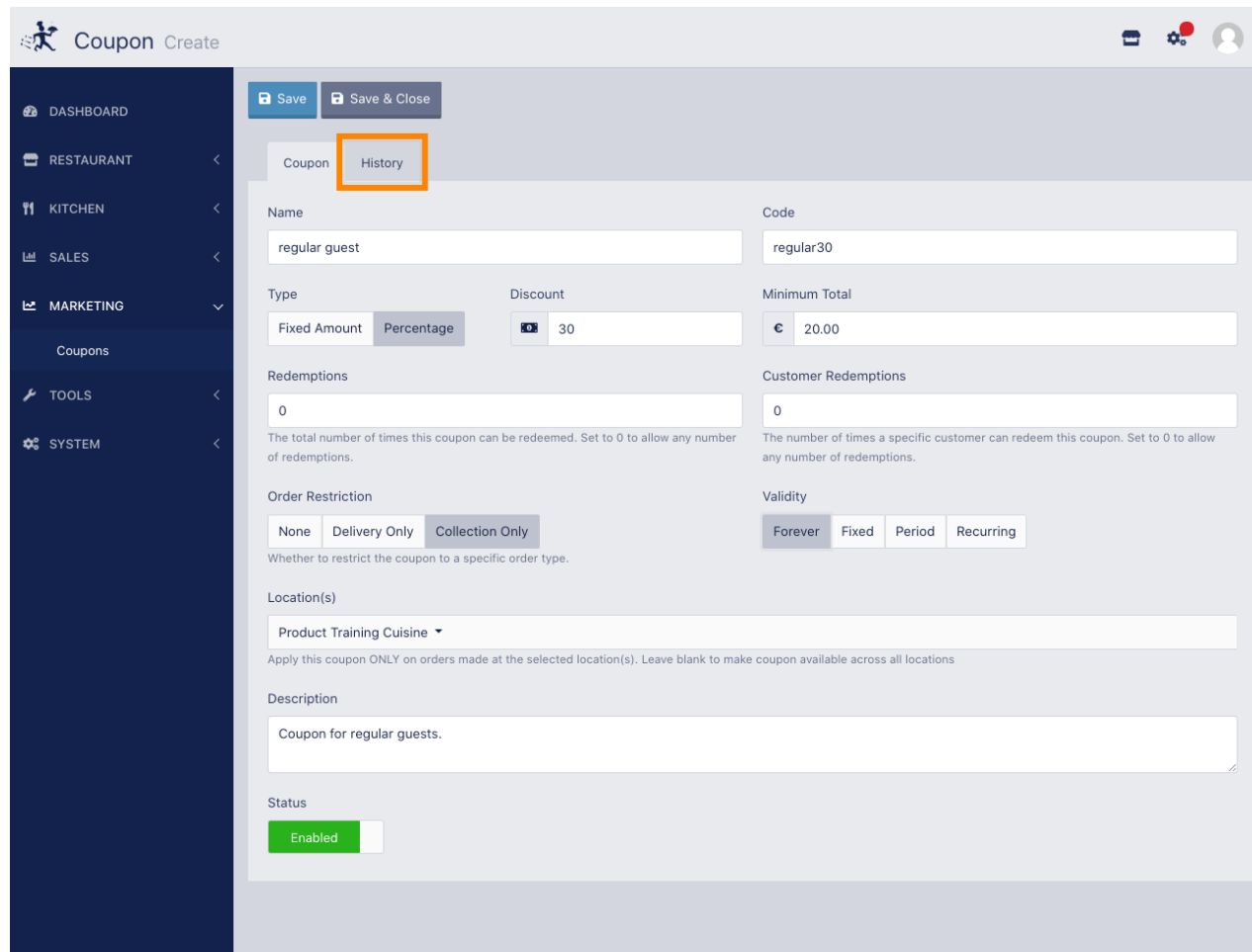
Location(s): Product Training Cuisine

Description: Coupon for regular guests.

Status: Enabled



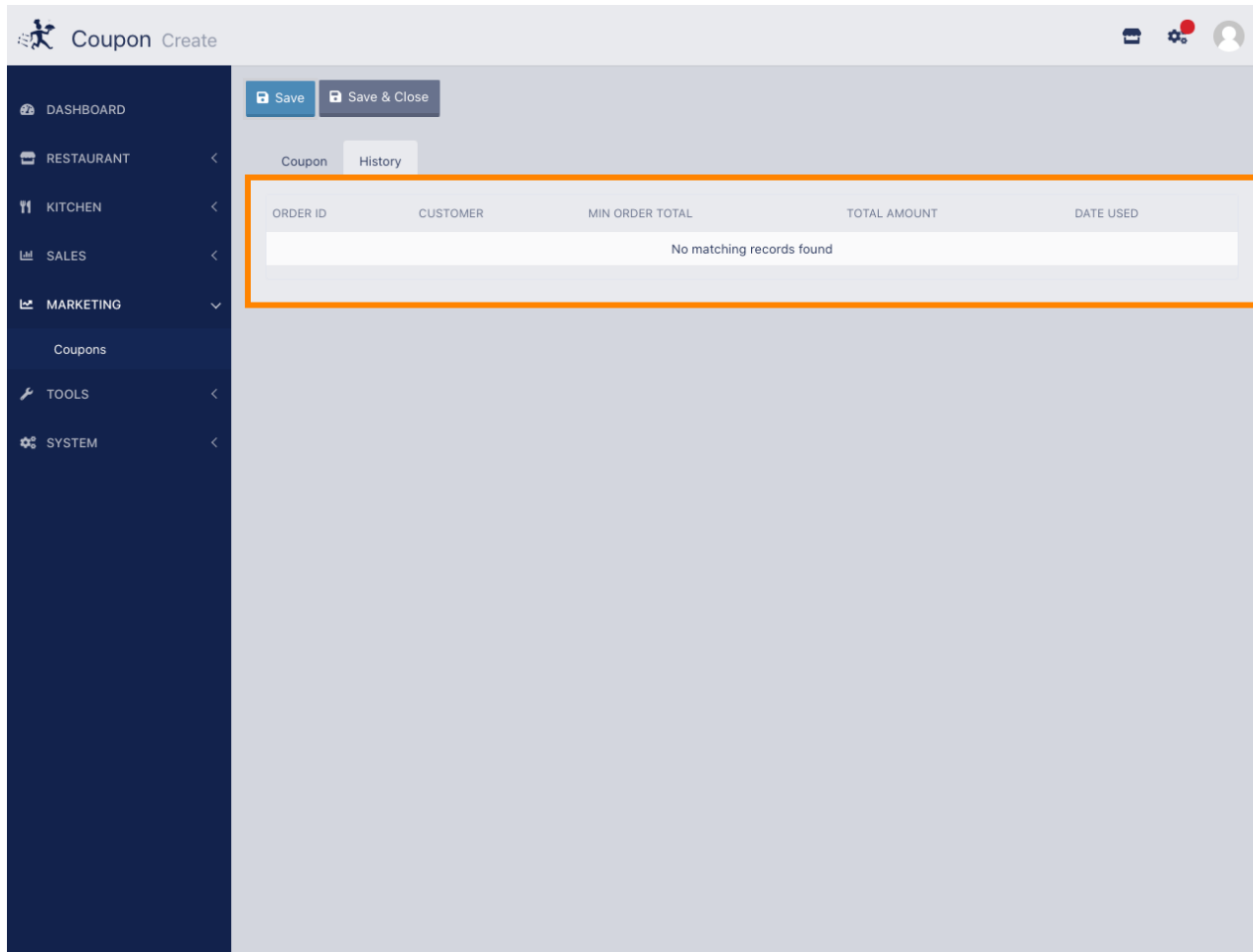
Cliquez sur **l'historique** pour voir les informations concernant l'utilisation des clients. Remarque : Cette fonctionnalité affichera les résultats une fois le coupon activé et utilisé par les clients.



The screenshot shows the 'Coupon Create' interface with the following details:

- Navigation:** Dashboard, Restaurant, Kitchen, Sales, Marketing (selected), Coupons, Tools, System.
- Buttons:** Save, Save & Close.
- Tabs:** Coupon, **History** (highlighted in orange).
- Name:** regular guest
- Code:** regular30
- Type:** Fixed Amount, Percentage (selected)
- Discount:** 30
- Minimum Total:** € 20.00
- Redemptions:** 0
- Customer Redemptions:** 0
- Order Restriction:** None, Delivery Only, Collection Only (selected)
- Validity:** Forever (selected), Fixed, Period, Recurring
- Location(s):** Product Training Cuisine
- Description:** Coupon for regular guests.
- Status:** Enabled

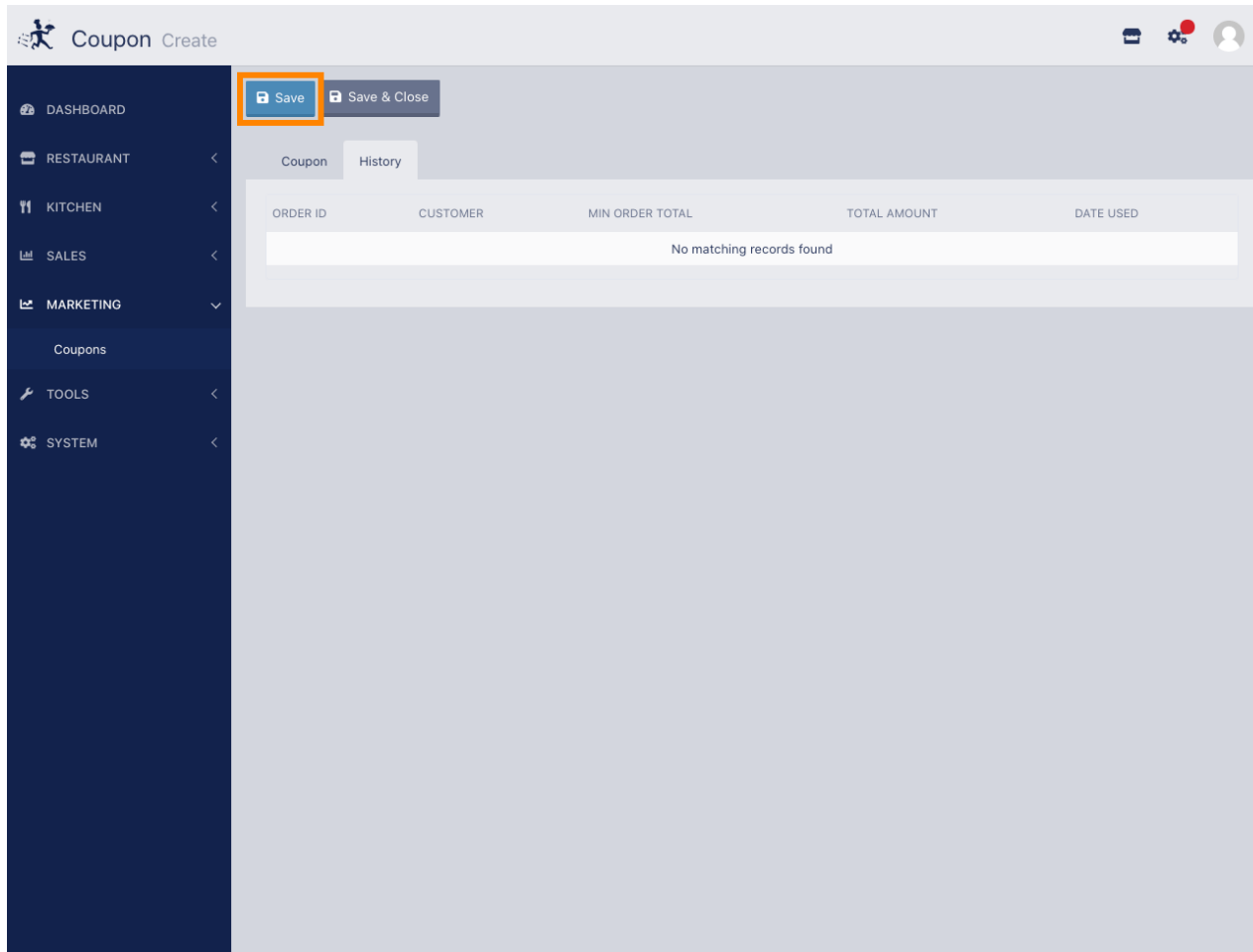
 Ici, vous verrez **des informations concernant l'utilisation** du coupon par les invités.



The screenshot shows the 'Coupon Create' interface. On the left is a dark blue sidebar with navigation options: DASHBOARD, RESTAURANT, KITCHEN, SALES, MARKETING (expanded), TOOLS, and SYSTEM. The main content area has a header with 'Coupon Create', a 'Save' button, and a 'Save & Close' button. Below the header are two tabs: 'Coupon' and 'History'. The 'History' tab is active and contains a table with the following columns: ORDER ID, CUSTOMER, MIN ORDER TOTAL, TOTAL AMOUNT, and DATE USED. The table body is empty, displaying the message 'No matching records found'.

ORDER ID	CUSTOMER	MIN ORDER TOTAL	TOTAL AMOUNT	DATE USED
No matching records found				

 C'est ça. Cliquez sur **enregistrer** et vous avez terminé.



The screenshot shows the 'Coupon Create' interface. On the left is a dark blue sidebar with navigation items: DASHBOARD, RESTAURANT, KITCHEN, SALES, MARKETING (expanded), Coupons, TOOLS, and SYSTEM. The main content area has a top bar with 'Coupon Create' and user icons. Below this are two buttons: 'Save' (highlighted with an orange box) and 'Save & Close'. There are two tabs: 'Coupon' (active) and 'History'. A table with columns 'ORDER ID', 'CUSTOMER', 'MIN ORDER TOTAL', 'TOTAL AMOUNT', and 'DATE USED' is shown, with the message 'No matching records found' in the center.