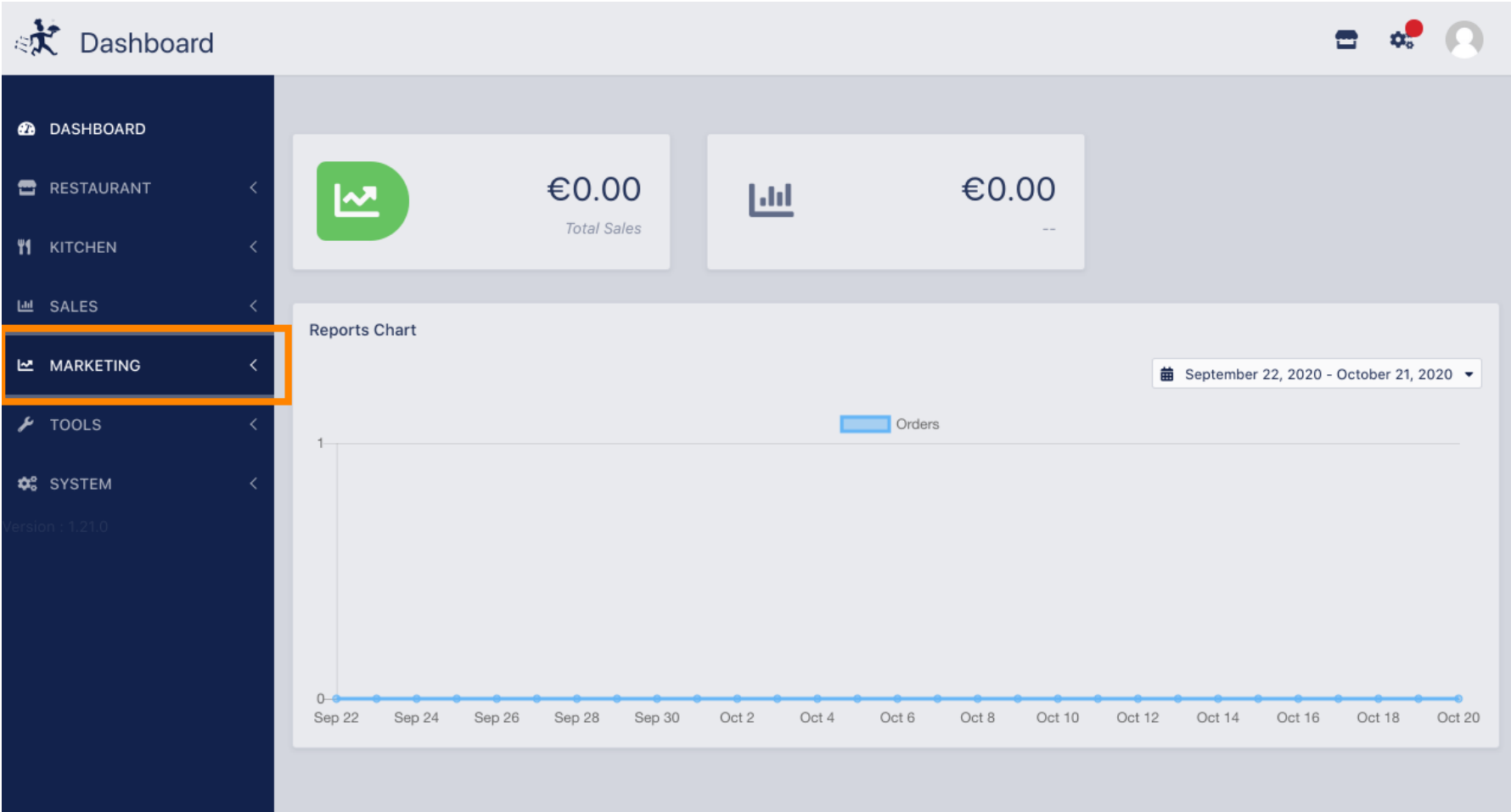
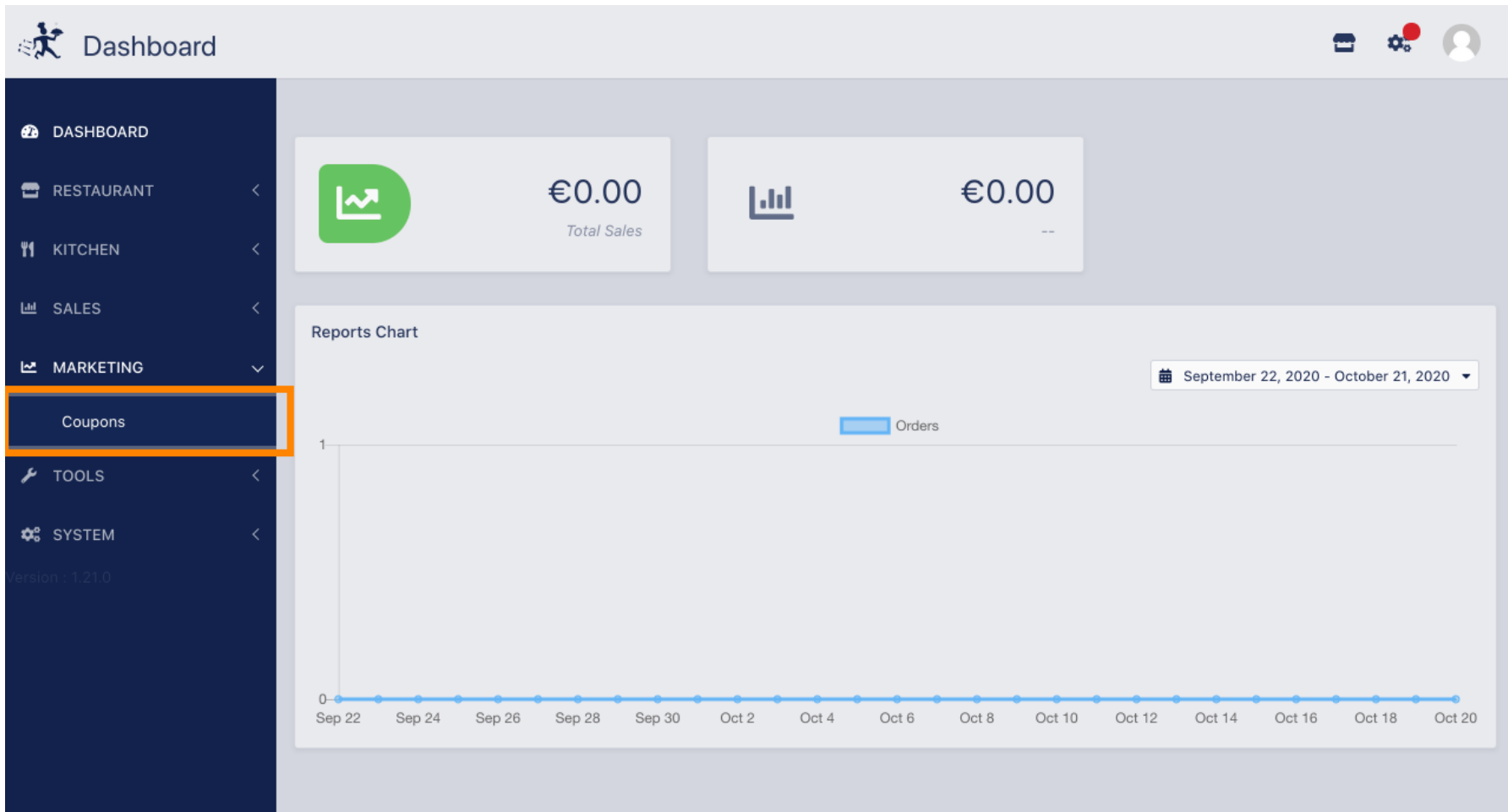


 Ora sei nella **dashboard** . Fare clic su **marketing** per iniziare a impostare i **coupon** .



The screenshot shows a dashboard interface with a dark blue sidebar on the left and a light gray main area. The sidebar contains the following menu items: DASHBOARD, RESTAURANT, KITCHEN, SALES, **MARKETING** (highlighted with an orange border), TOOLS, and SYSTEM. The main area features two summary cards at the top: 'Total Sales' with a value of €0.00 and a bar chart icon, and another card with a value of €0.00 and a bar chart icon. Below these is a 'Reports Chart' section with a date range selector set to 'September 22, 2020 - October 21, 2020'. The chart area is currently empty, showing a horizontal line at the 0 level on the y-axis, with a legend for 'Orders'.

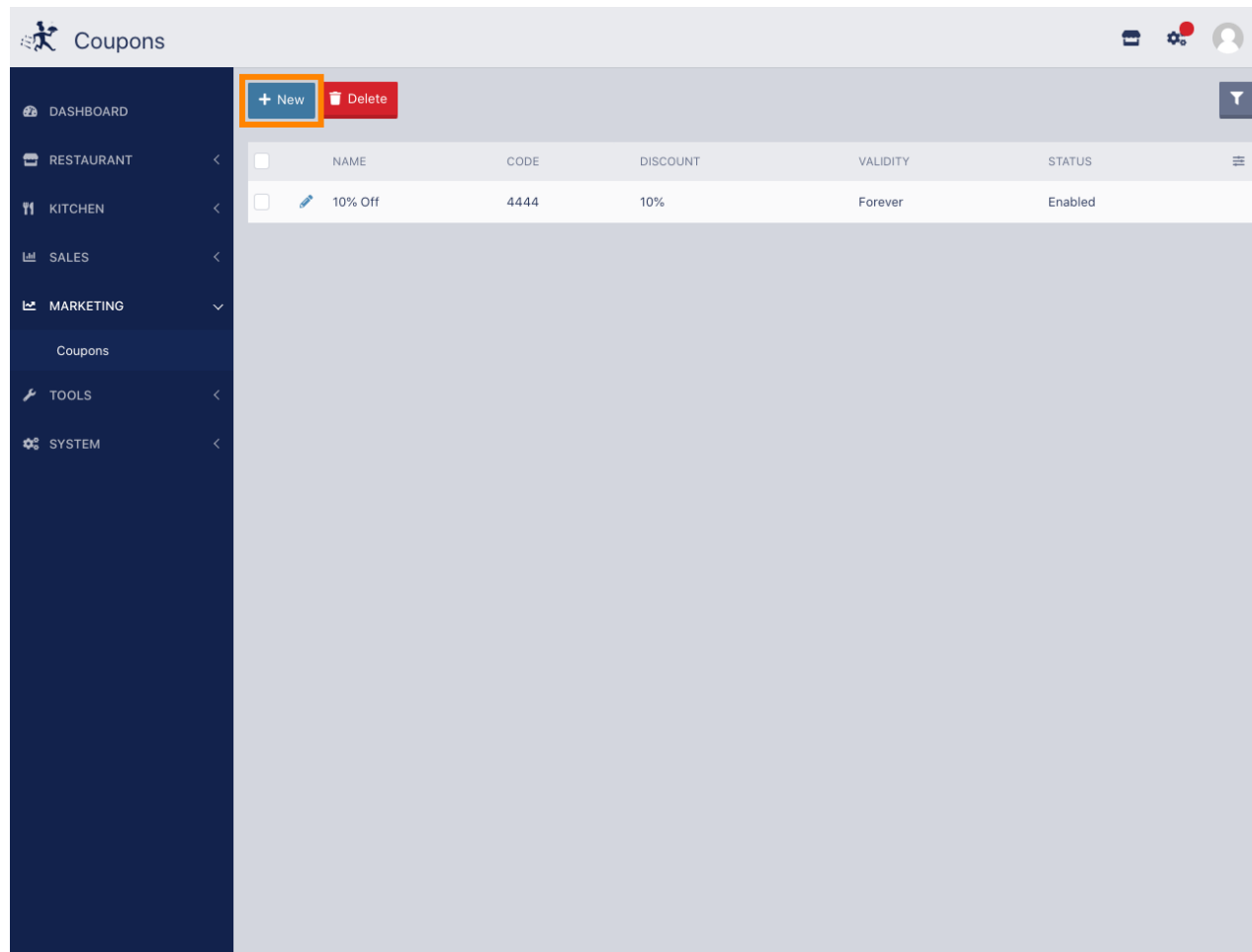
 Clicca sui **coupon** per procedere.



The screenshot shows a dashboard interface. On the left is a dark blue sidebar with a menu. The menu items are: DASHBOARD, RESTAURANT, KITCHEN, SALES, MARKETING, Coupons (highlighted with an orange border), TOOLS, and SYSTEM. The main content area has a header with the word "Dashboard" and a user profile icon. Below the header are two summary cards: "Total Sales" showing €0.00 and another card showing €0.00. Below these is a "Reports Chart" section with a date range selector set to "September 22, 2020 - October 21, 2020". The chart area is currently empty, with a legend for "Orders" and a y-axis from 0 to 1.

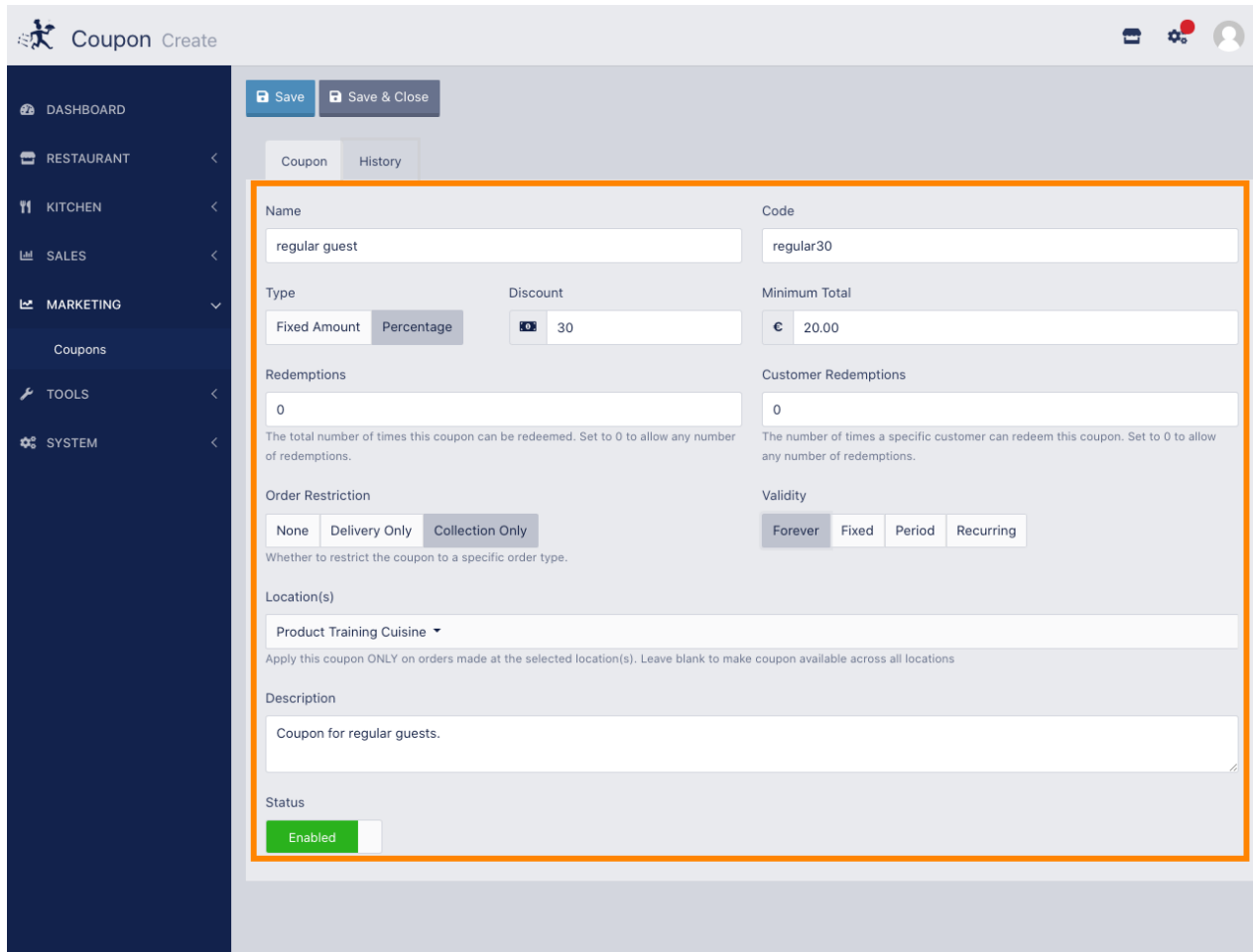


Fare clic su **nuovo** per aggiungere un nuovo coupon. Nota: puoi modificare i coupon esistenti facendo clic sull'icona a forma di matita.



NAME	CODE	DISCOUNT	VALIDITY	STATUS
10% Off	4444	10%	Forever	Enabled

 Imposta il coupon inserendo **le informazioni richieste**.



Coupon Create

Save Save & Close

Coupon History

Name: regular guest Code: regular30

Type: Fixed Amount Percentage Discount: 30 Minimum Total: € 20.00

Redemptions: 0 Customer Redemptions: 0

Order Restriction: None Delivery Only Collection Only Validity: Forever Fixed Period Recurring

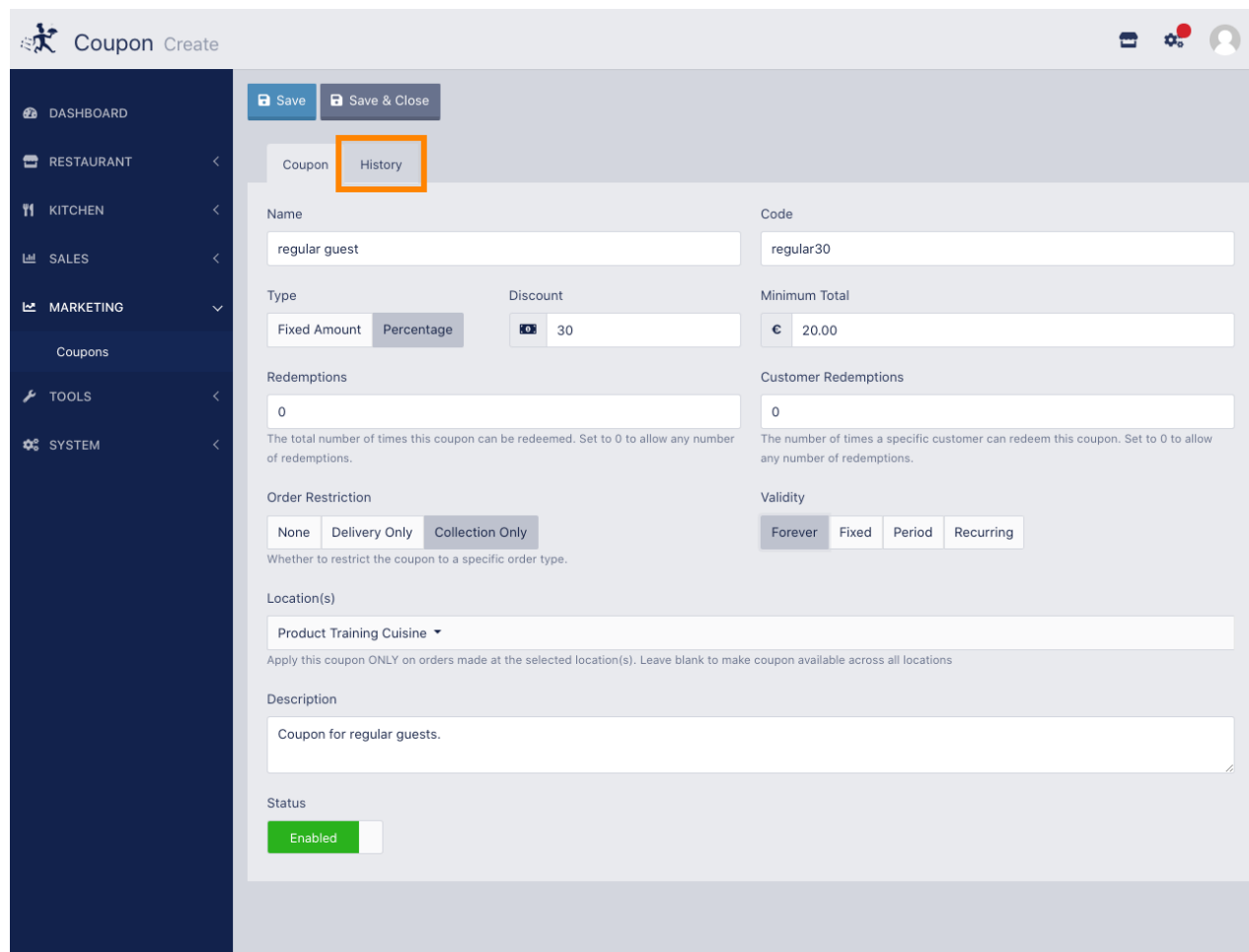
Location(s): Product Training Cuisine

Description: Coupon for regular guests.

Status: Enabled



Fare clic sulla **cronologia** per visualizzare le informazioni sull'utilizzo dei clienti. Nota: questa funzione mostrerà i risultati dopo che il coupon è stato abilitato e utilizzato dai clienti.

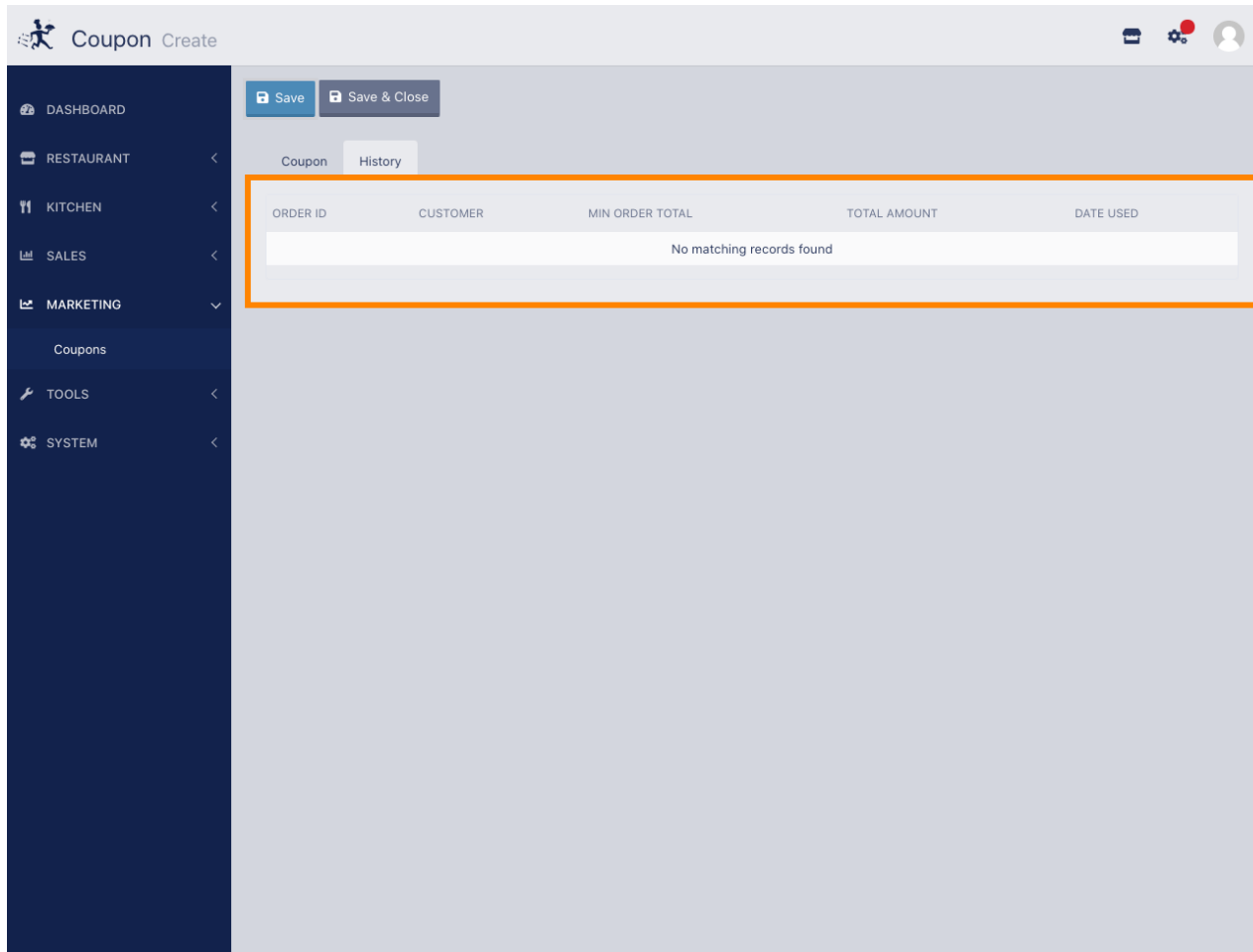


The screenshot shows the 'Coupon Create' interface with the following details:

- Navigation:** Dashboard, Restaurant, Kitchen, Sales, Marketing (selected), Coupons, Tools, System.
- Buttons:** Save, Save & Close.
- Tabs:** Coupon, History (highlighted in orange).
- Name:** regular guest
- Code:** regular30
- Type:** Fixed Amount, Percentage (selected)
- Discount:** 30
- Minimum Total:** € 20.00
- Redemptions:** 0
- Customer Redemptions:** 0
- Order Restriction:** None, Delivery Only, Collection Only (selected)
- Validity:** Forever (selected), Fixed, Period, Recurring
- Location(s):** Product Training Cuisine
- Description:** Coupon for regular guests.
- Status:** Enabled



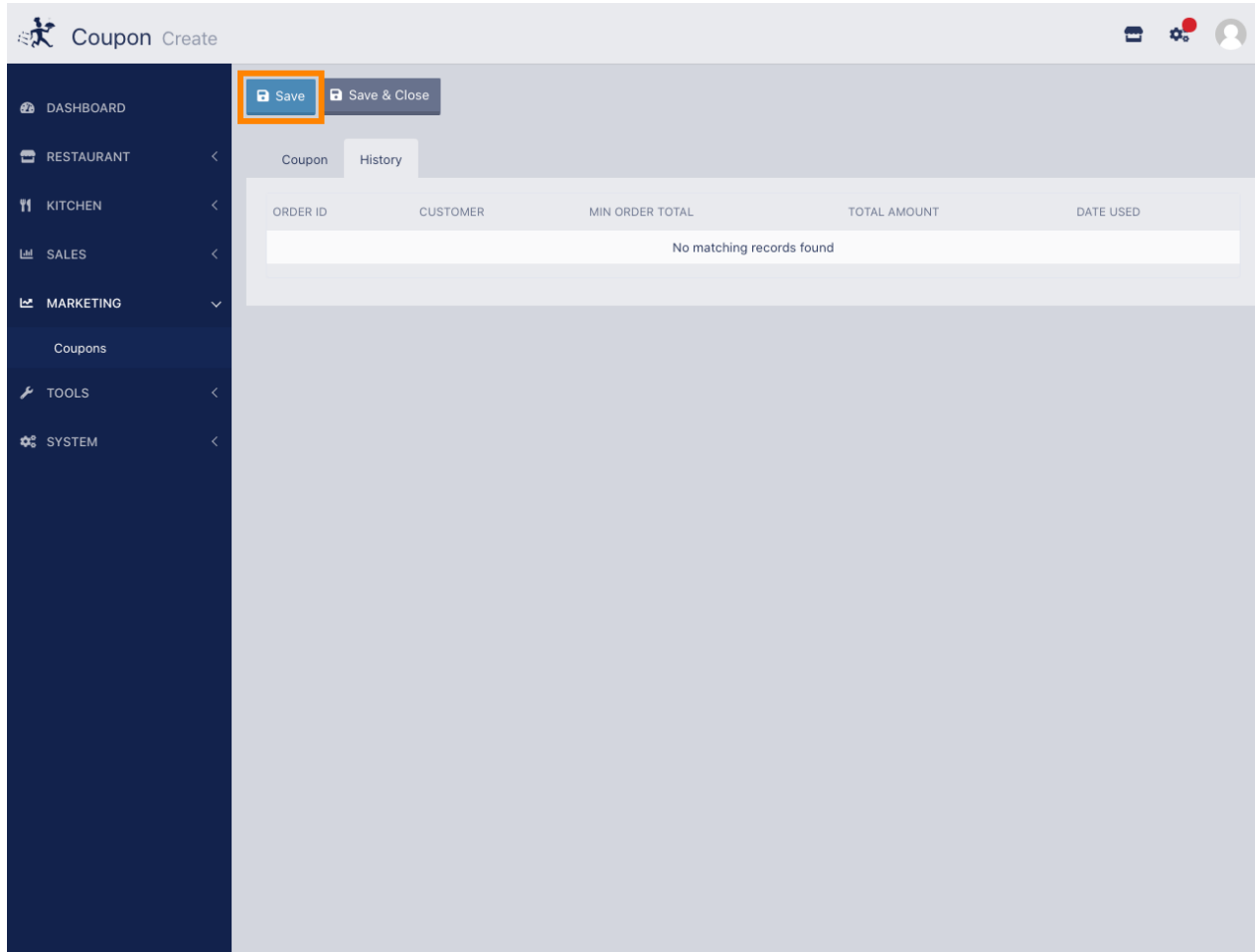
Qui vedrai le **informazioni relative all'utilizzo** del coupon da parte degli ospiti.



The screenshot shows the 'Coupon Create' interface. On the left is a dark blue sidebar with navigation options: DASHBOARD, RESTAURANT, KITCHEN, SALES, MARKETING (expanded), TOOLS, and SYSTEM. The main content area has a top bar with 'Coupon Create' and user profile icons. Below this are 'Save' and 'Save & Close' buttons. A tabbed interface shows 'Coupon' and 'History' tabs. The 'History' tab is active and contains a table with the following columns: ORDER ID, CUSTOMER, MIN ORDER TOTAL, TOTAL AMOUNT, and DATE USED. The table body is empty, with the text 'No matching records found' centered below the headers.

ORDER ID	CUSTOMER	MIN ORDER TOTAL	TOTAL AMOUNT	DATE USED
No matching records found				

 Questo è tutto. Clicca su **Salva** e il gioco è fatto.



The screenshot shows the 'Coupon Create' interface. On the left is a dark blue sidebar with navigation options: DASHBOARD, RESTAURANT, KITCHEN, SALES, MARKETING (expanded), TOOLS, and SYSTEM. The 'MARKETING' section is expanded to show 'Coupons'. The main content area has a top bar with 'Coupon Create' and user icons. Below this are two buttons: 'Save' (highlighted with an orange box) and 'Save & Close'. There are two tabs: 'Coupon' (active) and 'History'. Under the 'Coupon' tab is a table with columns: ORDER ID, CUSTOMER, MIN ORDER TOTAL, TOTAL AMOUNT, and DATE USED. The table is empty, displaying 'No matching records found'.