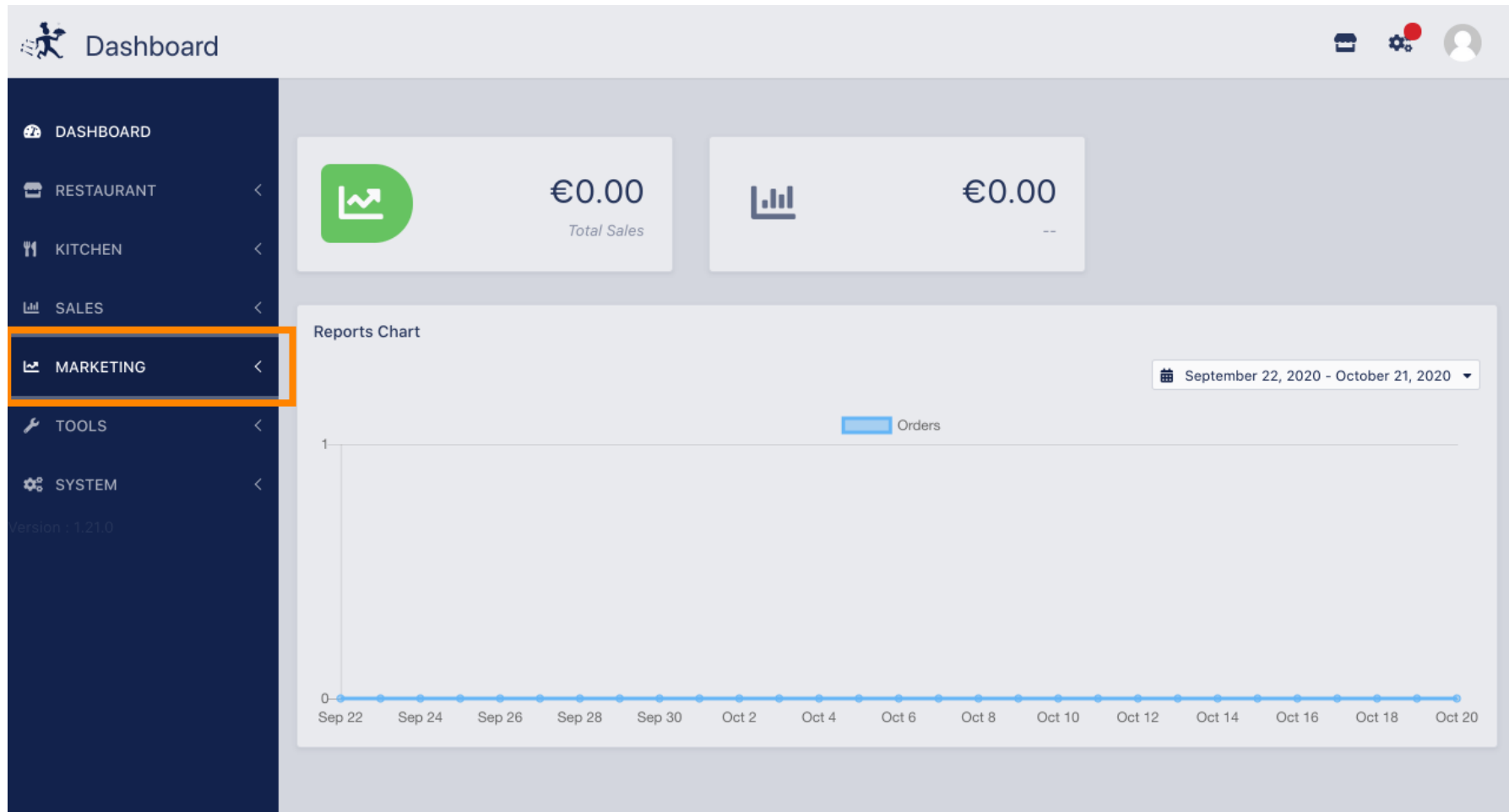


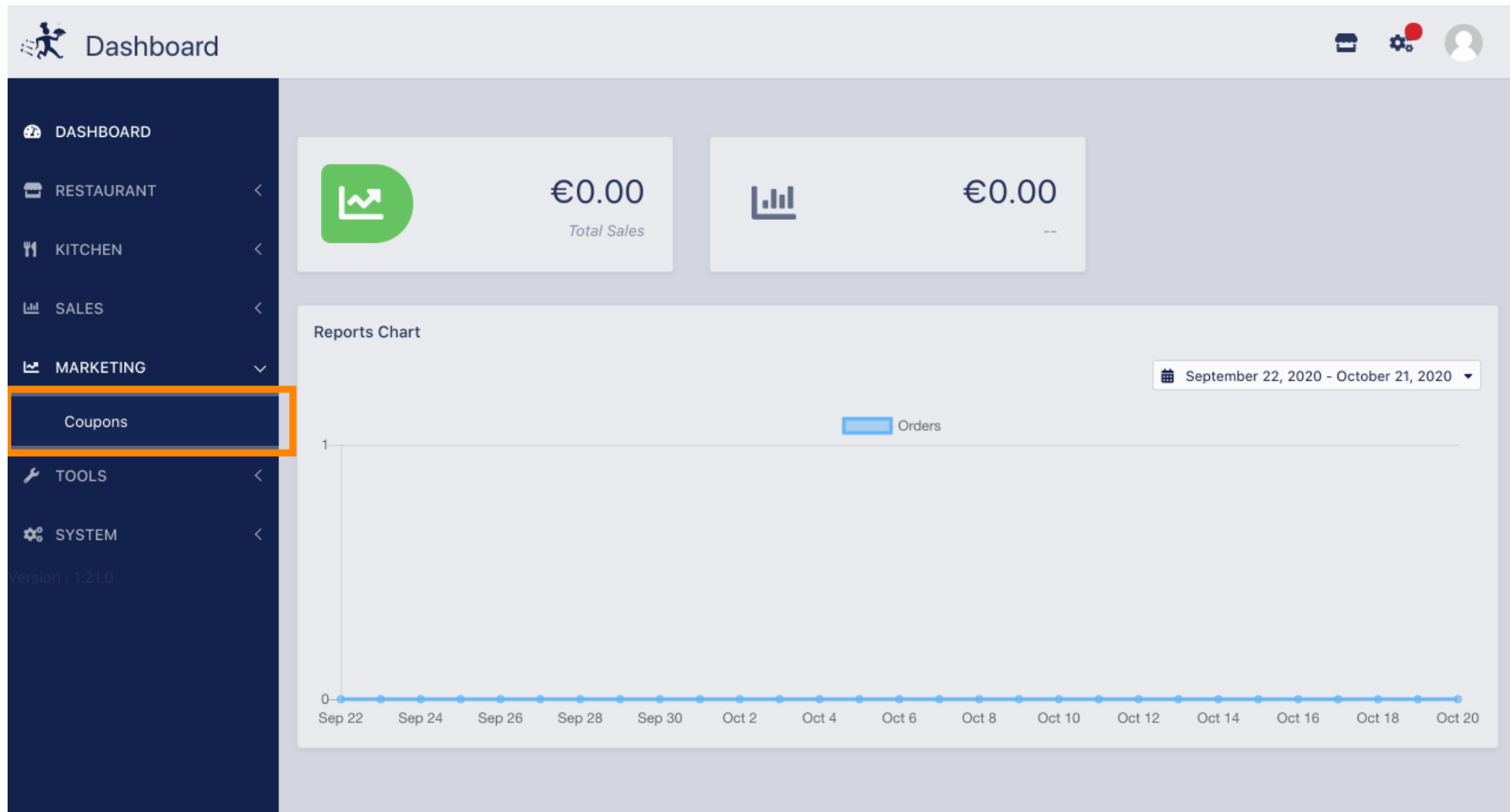
Acum sunteți la tabloul de **bord** . Faceți clic pe **marketing** pentru a începe configurarea **cupoanelor** .



The screenshot displays the DISH dashboard interface. On the left, a dark blue sidebar contains a menu with the following items: DASHBOARD, RESTAURANT, KITCHEN, SALES, **MARKETING** (highlighted with an orange box), TOOLS, and SYSTEM. The main content area features a header with the word 'Dashboard' and user profile icons. Below the header, there are two summary cards: one for 'Total Sales' showing €0.00 with a green upward-trending arrow icon, and another card showing €0.00 with a bar chart icon. A 'Reports Chart' section is visible, showing a date range of 'September 22, 2020 - October 21, 2020' and a line chart with a legend for 'Orders'. The chart shows a flat line at zero across the entire period.



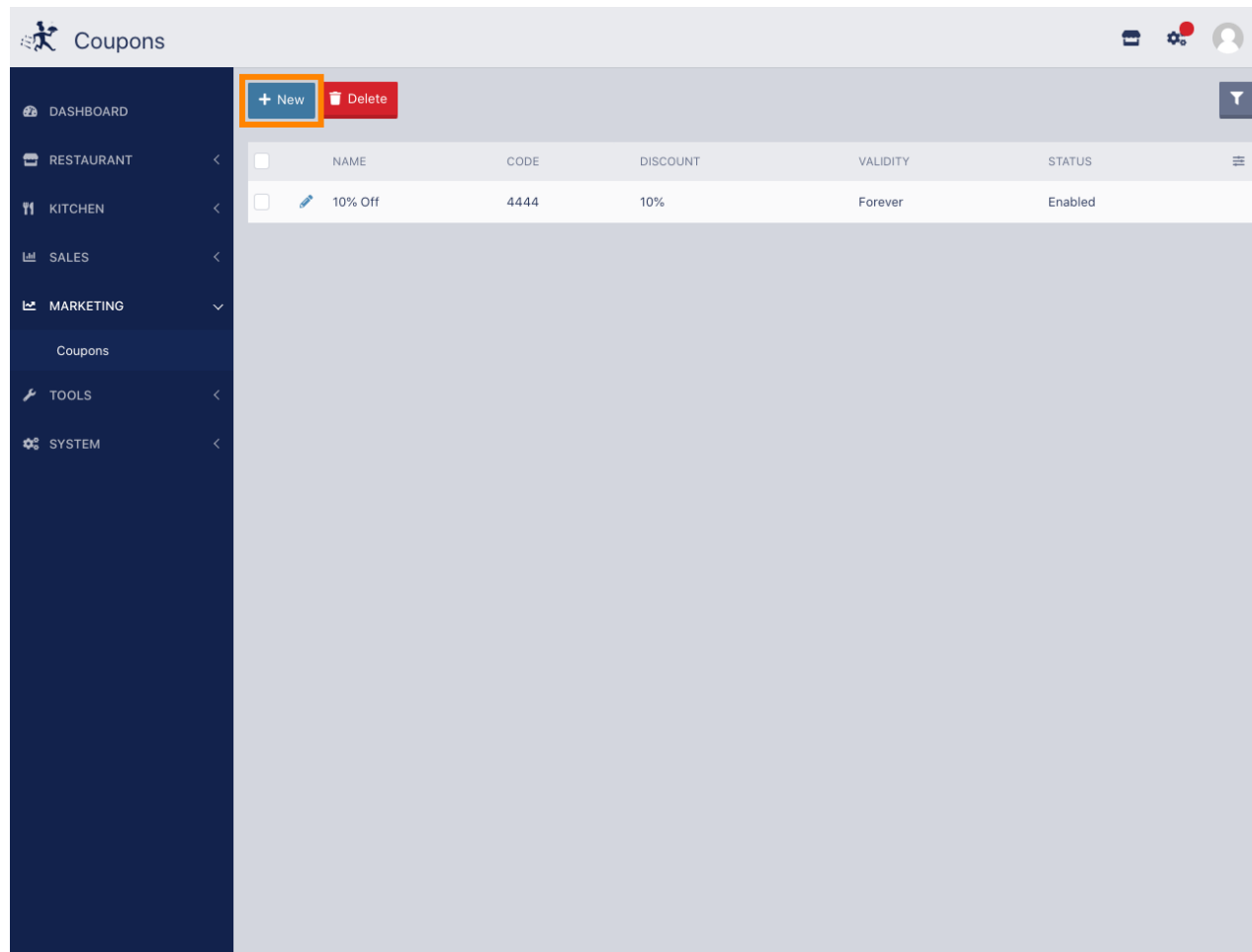
Faceți clic pe **cupoane** pentru a continua.



The screenshot displays the DISH dashboard interface. On the left, a dark blue sidebar contains a navigation menu with the following items: DASHBOARD, RESTAURANT, KITCHEN, SALES, MARKETING, Coupons (highlighted with an orange box), TOOLS, and SYSTEM. The main content area features a header with the word 'Dashboard' and user profile icons. Below the header, there are two summary cards: 'Total Sales' showing €0.00 and 'Orders' showing €0.00. A 'Reports Chart' section is visible, displaying a line graph for 'Orders' from September 22, 2020, to October 21, 2020. The chart shows a flat line at zero.

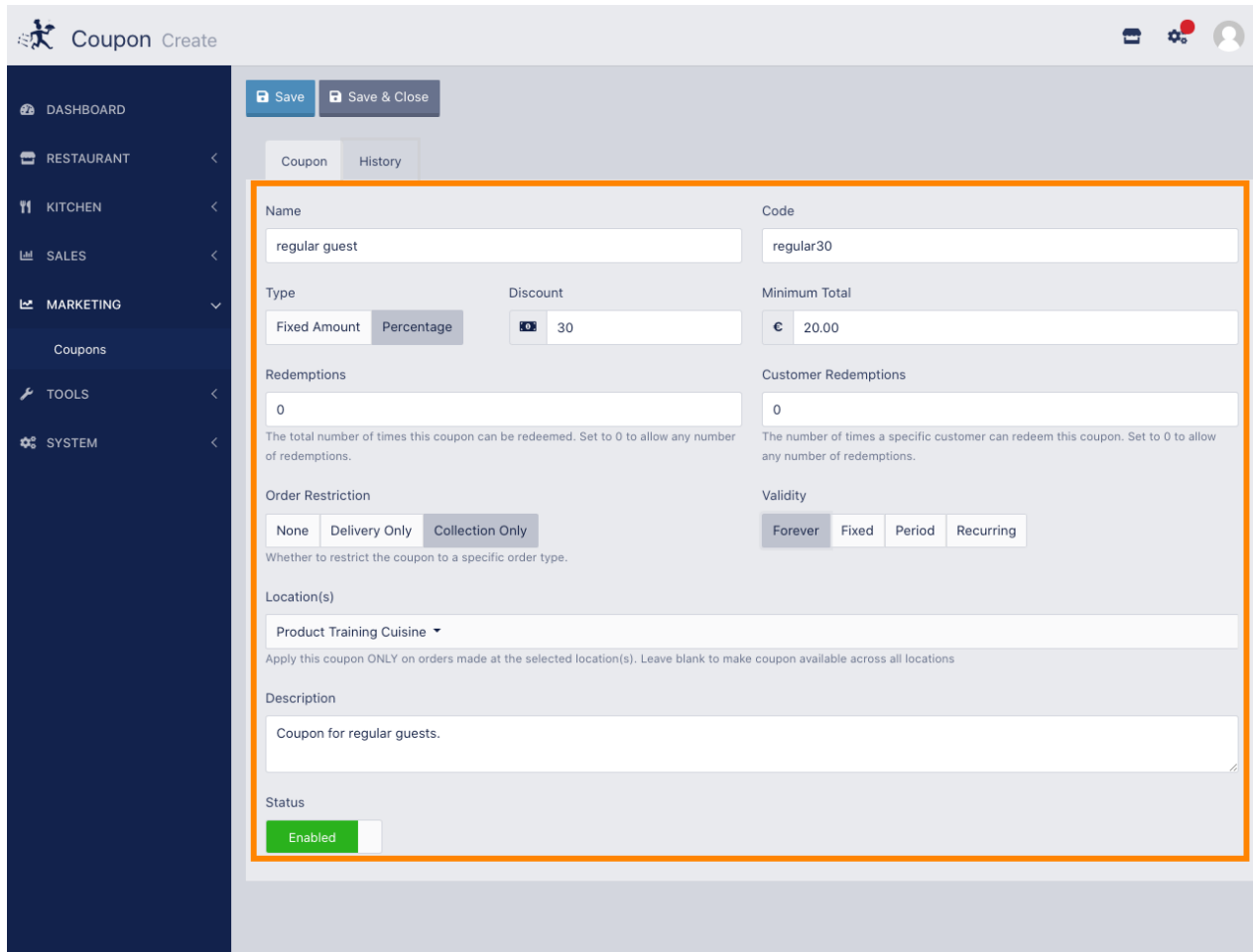







Faceți clic pe **nou** pentru a adăuga un nou cupon. Notă: puteți edita cupoanele existente făcând clic pe pictograma creion.



NAME	CODE	DISCOUNT	VALIDITY	STATUS
10% Off	4444	10%	Forever	Enabled

 Configurați cuponul introducând **informațiile necesare**.

 Coupon Create
  

 Save
 Save & Close

Coupon

History

Name

Type Fixed Amount Percentage

Discount

Redemptions
The total number of times this coupon can be redeemed. Set to 0 to allow any number of redemptions.

Order Restriction None Delivery Only Collection Only
Whether to restrict the coupon to a specific order type.

Location(s)
Apply this coupon ONLY on orders made at the selected location(s). Leave blank to make coupon available across all locations

Description

Status Enabled

Code

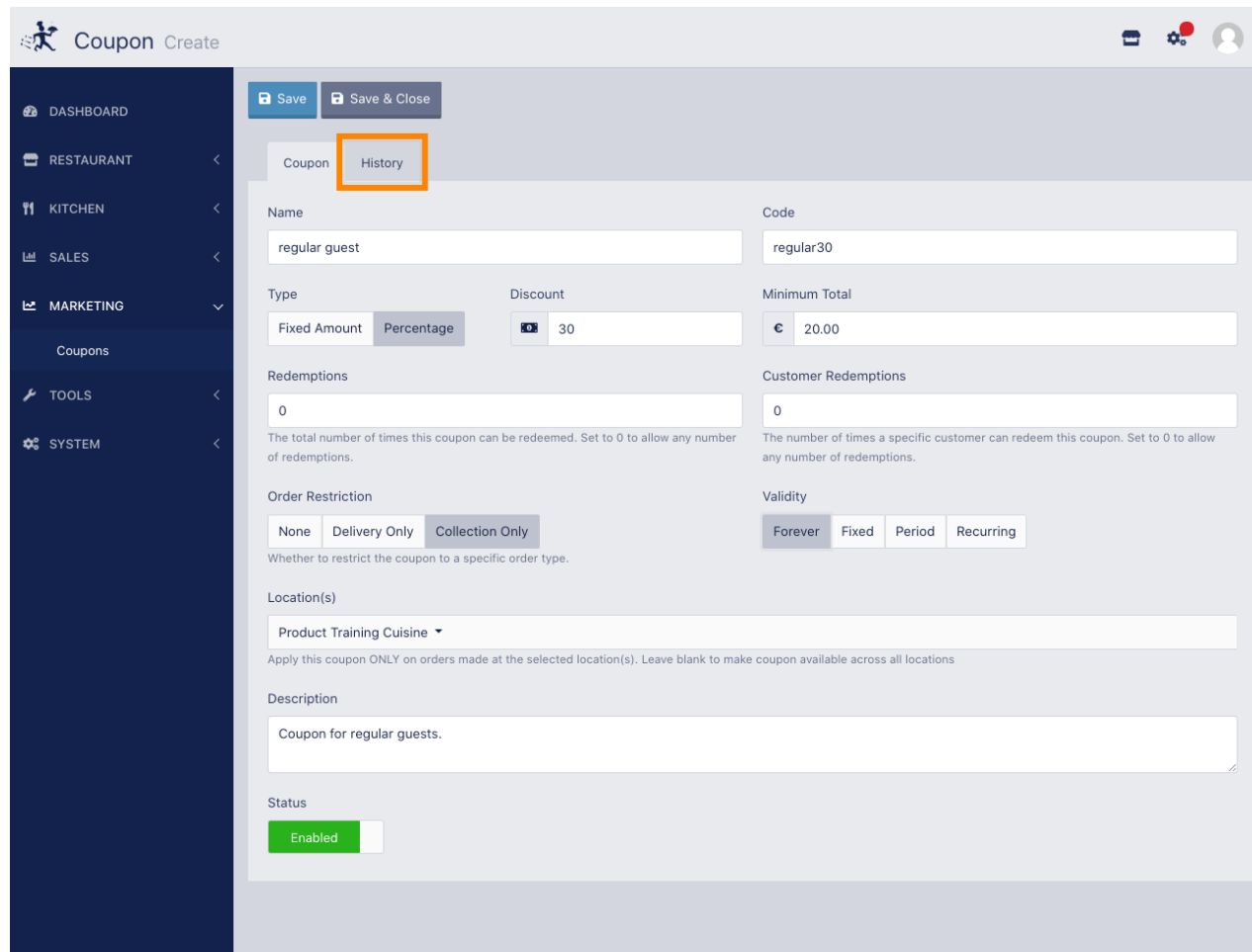
Minimum Total

Customer Redemptions
The number of times a specific customer can redeem this coupon. Set to 0 to allow any number of redemptions.

Validity Forever Fixed Period Recurring



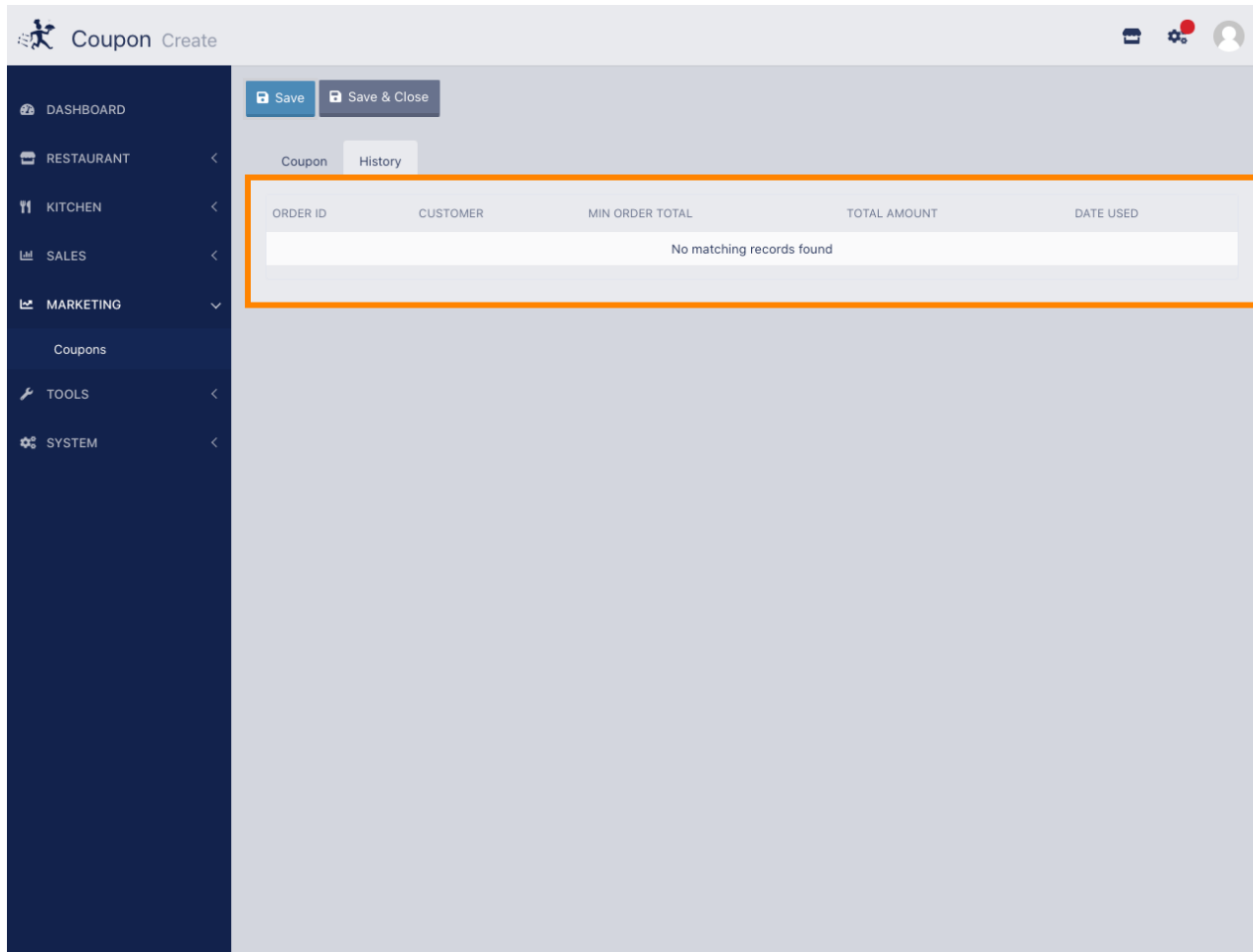
Faceți clic pe **istoric** pentru a vedea informații despre utilizarea clienților. Notă: această funcție va afișa rezultate după ce cuponul a fost activat și utilizat de către clienți.



The screenshot shows the 'Coupon Create' interface. The 'History' tab is highlighted with an orange border. The form contains the following fields and options:

- Name:** regular guest
- Code:** regular30
- Type:** Fixed Amount (selected), Percentage
- Discount:** 30
- Minimum Total:** € 20.00
- Redemptions:** 0
- Customer Redemptions:** 0
- Order Restriction:** None, Delivery Only, Collection Only (selected)
- Validity:** Forever (selected), Fixed, Period, Recurring
- Location(s):** Product Training Cuisine
- Description:** Coupon for regular guests.
- Status:** Enabled

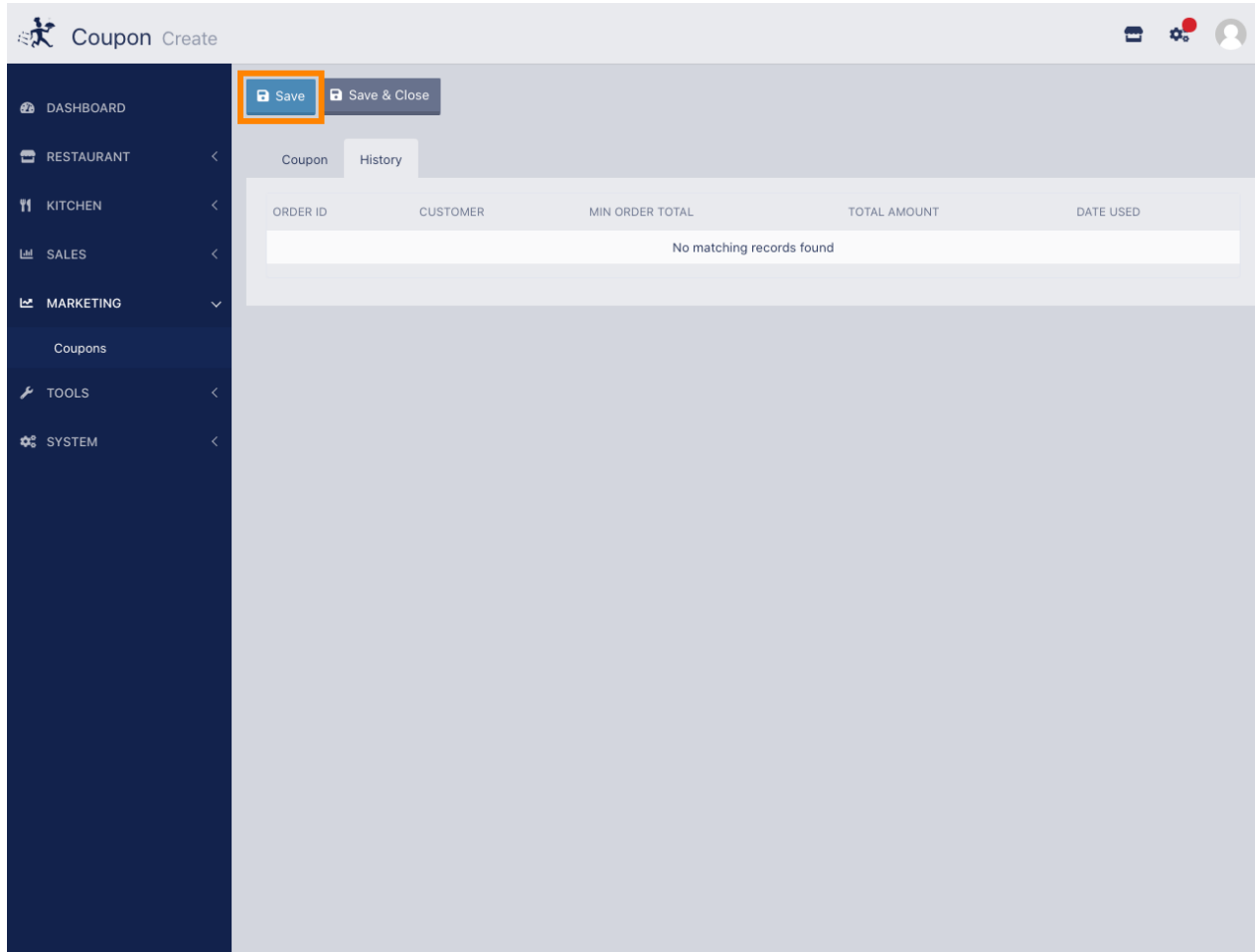
 Aici veți vedea **informații despre utilizarea** cuponului de către oaspeți.



The screenshot shows the 'Coupon Create' interface. On the left is a dark blue sidebar with navigation options: DASHBOARD, RESTAURANT, KITCHEN, SALES, MARKETING (expanded), Coupons, TOOLS, and SYSTEM. The main content area has a header with 'Coupon Create', a 'Save' button, and a 'Save & Close' button. Below the header are two tabs: 'Coupon' and 'History'. The 'History' tab is active and contains a table with the following columns: ORDER ID, CUSTOMER, MIN ORDER TOTAL, TOTAL AMOUNT, and DATE USED. The table body is empty, with the text 'No matching records found' centered below the header. The table area is highlighted with an orange border.

ORDER ID	CUSTOMER	MIN ORDER TOTAL	TOTAL AMOUNT	DATE USED
No matching records found				

 Asta e. Faceți clic pe **salvare** și ați terminat.



The screenshot shows the 'Coupon Create' interface. On the left is a dark blue sidebar with navigation options: DASHBOARD, RESTAURANT, KITCHEN, SALES, MARKETING (expanded to show 'Coupons'), TOOLS, and SYSTEM. The main content area has a top bar with 'Coupon Create' and user profile icons. Below this are two buttons: 'Save' (highlighted with an orange box) and 'Save & Close'. There are two tabs: 'Coupon' (active) and 'History'. A table with columns 'ORDER ID', 'CUSTOMER', 'MIN ORDER TOTAL', 'TOTAL AMOUNT', and 'DATE USED' is shown, containing the message 'No matching records found'.