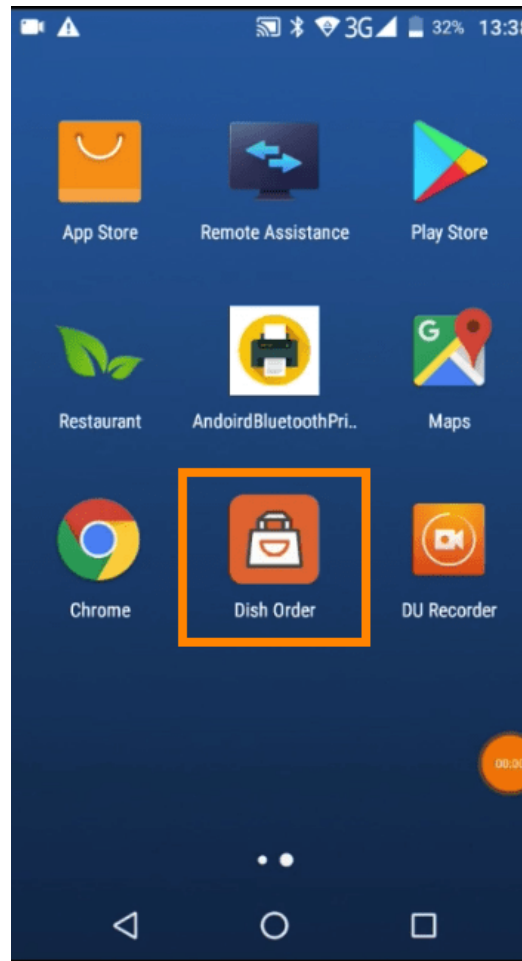
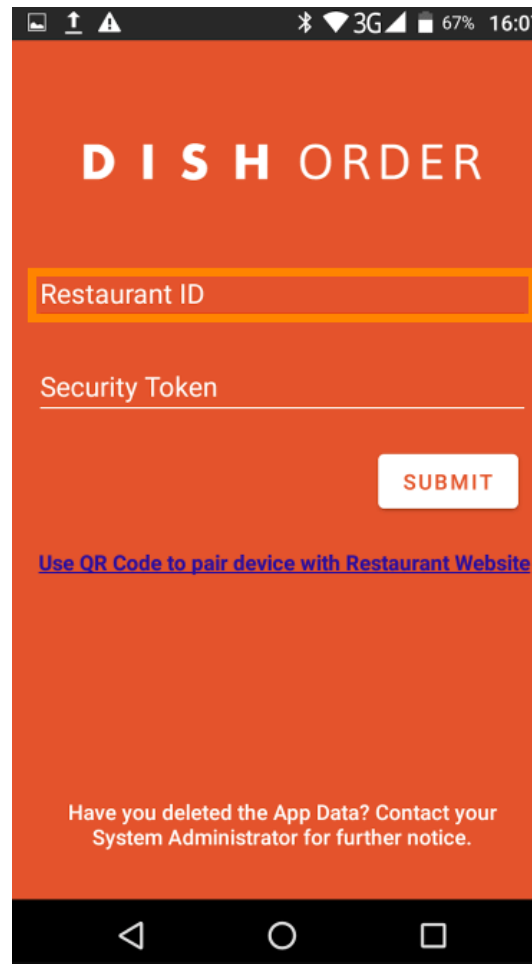


- Prvním krokem je otevření **aplikace DISH Order** na vašem terminálu.





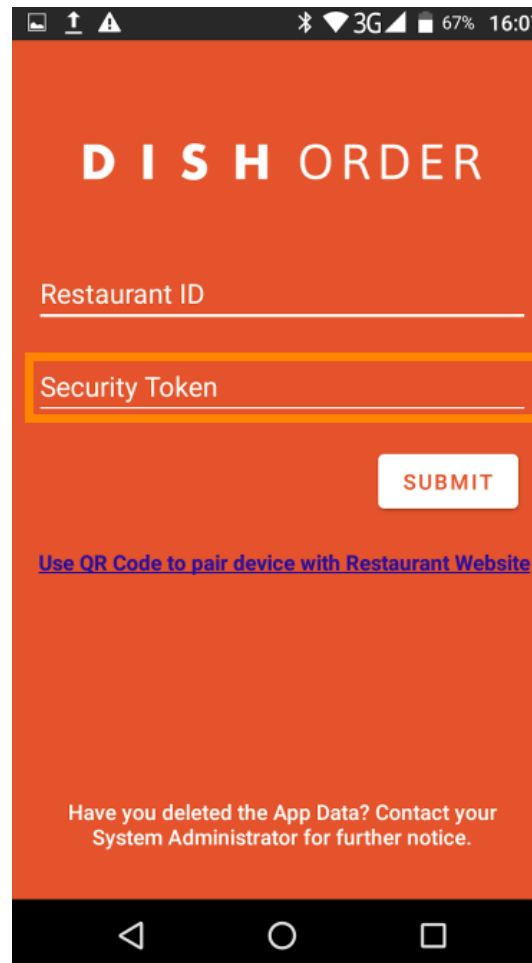
Nyní zadejte své **ID restaurace** . Poznámka: Najdete ji na svém administrátorském panelu. Podívejte se na video a získejte další pokyny <https://bit.ly/3td3gux> .



The screenshot shows the DISH ORDER app interface on a mobile device. The background is orange. At the top, the text "DISH ORDER" is displayed in white. Below this, there is a text input field labeled "Restaurant ID" which is highlighted with a yellow border. Underneath is another text input field labeled "Security Token". A white "SUBMIT" button is positioned to the right of the "Security Token" field. Below the button, there is a blue link that reads "Use QR Code to pair device with Restaurant Website". At the bottom of the screen, there is a white text message: "Have you deleted the App Data? Contact your System Administrator for further notice." The Android navigation bar is visible at the very bottom.

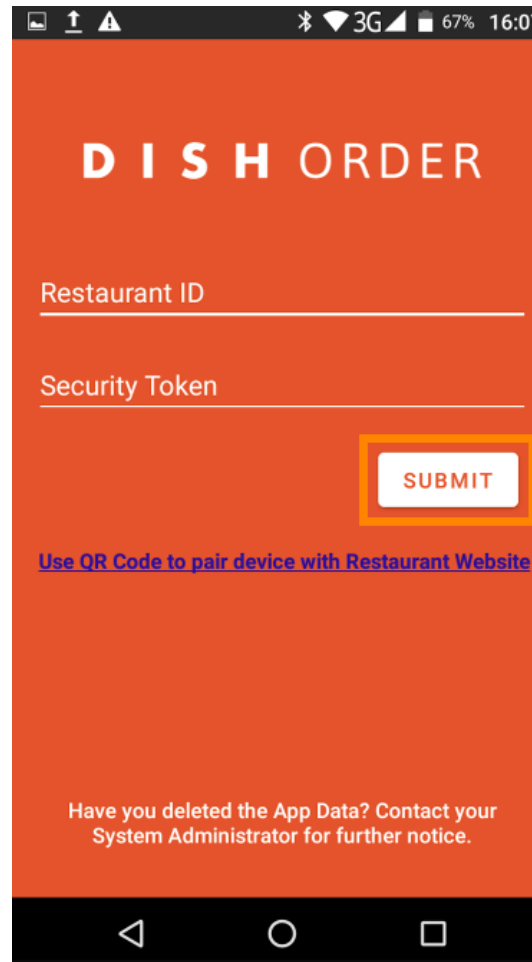


A poté váš **bezpečnostní token** . Poznámka: Najdete ji na svém administrátorském panelu. Je to klíč API. Podívejte se na video a získejte další pokyny <https://bit.ly/3td3gux> .



The screenshot shows the login screen of the DISH ORDER app. The background is a solid orange color. At the top, the text "DISH ORDER" is displayed in white, spaced-out capital letters. Below this, there are two input fields: "Restaurant ID" and "Security Token". The "Security Token" field is highlighted with a yellow border. To the right of the "Security Token" field is a white button with the text "SUBMIT" in orange. Below the input fields, there is a blue link that says "Use QR Code to pair device with Restaurant Website". At the bottom of the screen, there is a small white text box that reads: "Have you deleted the App Data? Contact your System Administrator for further notice." The top of the screen shows a black status bar with various icons and the time "16:07". The bottom of the screen shows the standard Android navigation bar with back, home, and recent apps buttons.

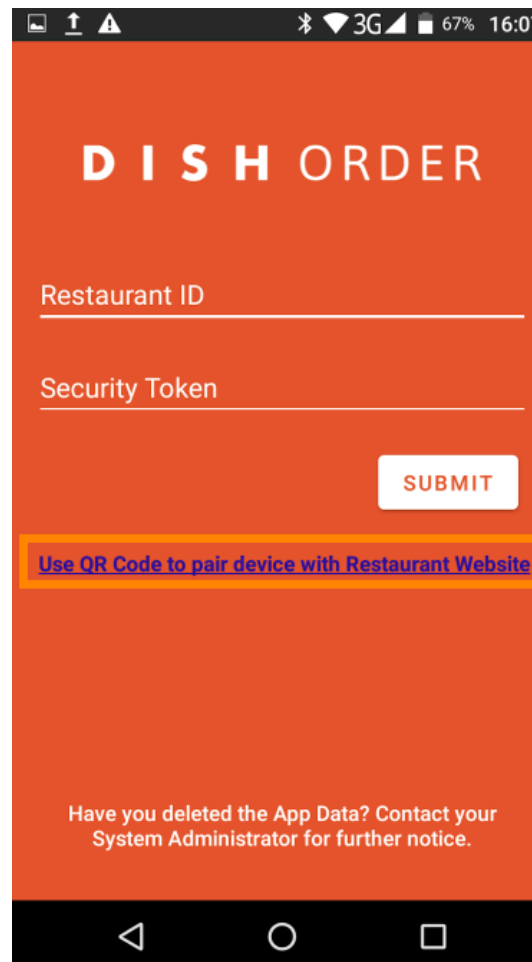
 Po zadání údajů klikněte na **Odeslat** pro přihlášení.




The screenshot shows a mobile application interface for logging into the DISH ORDER system. The background is a solid orange color. At the top, the text "DISH ORDER" is displayed in white, spaced-out capital letters. Below this, there are two input fields: "Restaurant ID" and "Security Token", each with a white underline. To the right of the "Security Token" field is a white rectangular button with the word "SUBMIT" in orange capital letters. Below the input fields, there is a blue hyperlink that reads "Use QR Code to pair device with Restaurant Website". At the bottom of the screen, there is a white text message: "Have you deleted the App Data? Contact your System Administrator for further notice." The top status bar shows various icons including signal strength, 3G, battery level at 67%, and the time 16:07. The bottom navigation bar shows the standard Android navigation icons: back, home, and recent apps.



Případně klikněte na odkaz a naskenujte QR kód a přihlaste se. Poznámka: otevře se kamera na zadní straně objednávkového terminálu a vy naskenujete svůj QR kód. Podívejte se na video a získejte další pokyny <https://bit.ly/3td3gux>.



-  To je ono. Váš objednávkový terminál je nyní propojen s vaším účtem. Poznámka: Pokračujte prosím v testování svého objednávkového terminálu <https://bit.ly/322DfBP> . Poté můžete přímo přijímat objednávky od svých zákazníků.

