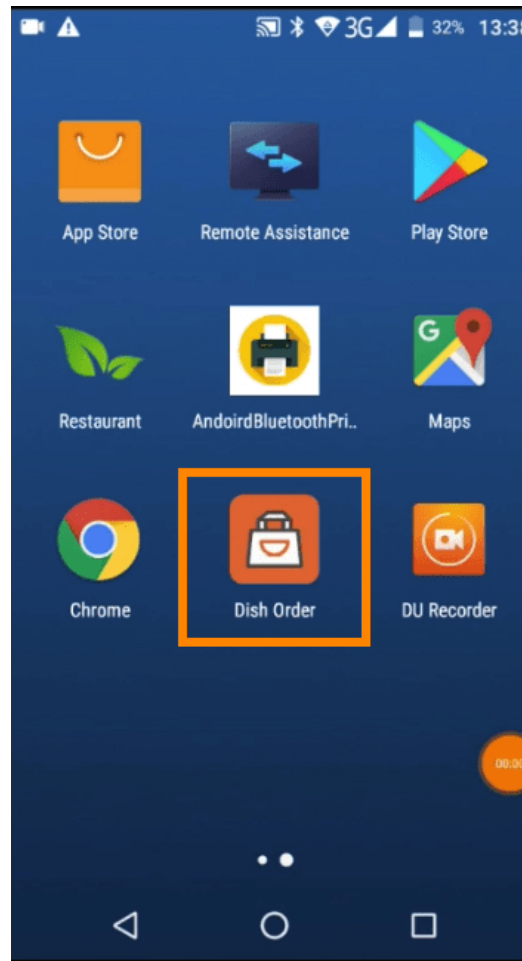
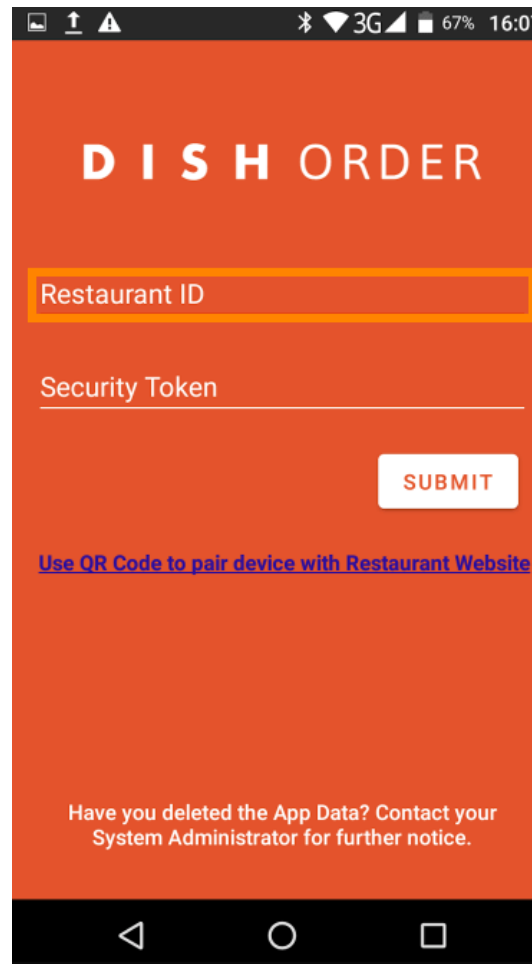


 Az első lépés a **DISH Order alkalmazás** megnyitása a terminálon.





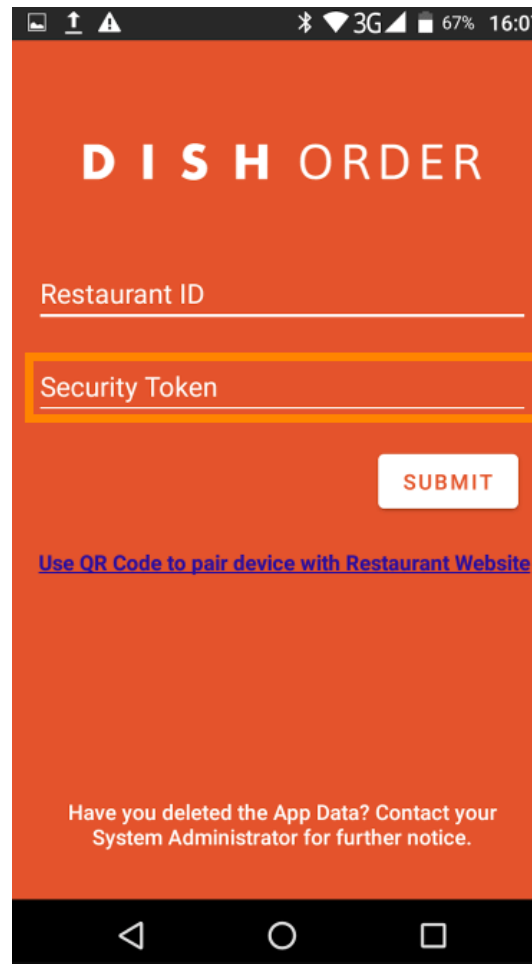
Most adja meg az **étterem azonosítóját** . Megjegyzés: Az adminisztrációs panelen találja. Kérjük, nézze meg a videót további utasításokért <https://bit.ly/3td3gux> .



The screenshot shows the DISH ORDER app interface on a mobile device. The background is orange. At the top, the text "DISH ORDER" is displayed in white. Below this, there is a text input field labeled "Restaurant ID" with a yellow border. Underneath is another text input field labeled "Security Token". A white "SUBMIT" button is positioned to the right of the "Security Token" field. Below the button, there is a blue link: "Use QR Code to pair device with Restaurant Website". At the bottom of the screen, there is a message: "Have you deleted the App Data? Contact your System Administrator for further notice." The Android navigation bar is visible at the very bottom.

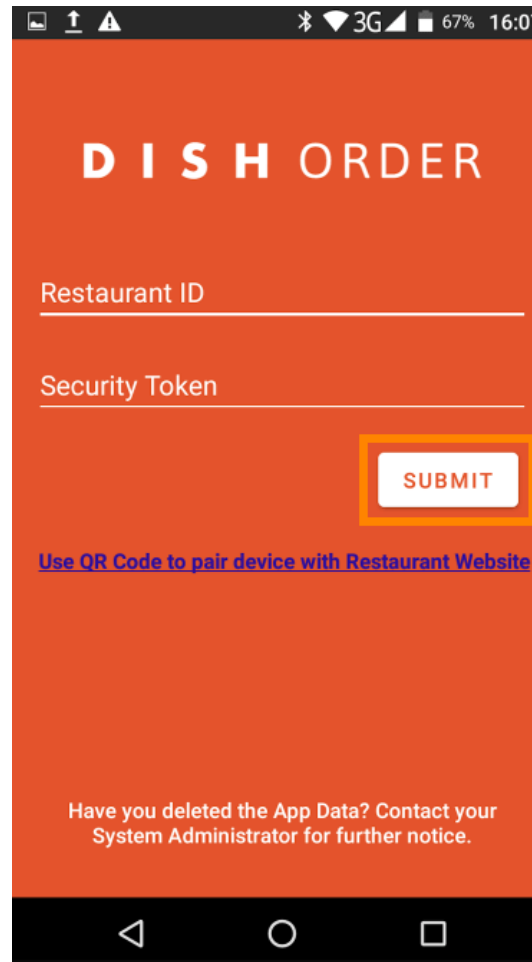


És utána a **biztonsági tokenje** . Megjegyzés: Az adminisztrációs panelen találja. Ez az API kulcs. Kérjük, nézze meg a videót további utasításokért <https://bit.ly/3td3gux> .



The screenshot shows the DISH ORDER app interface on a mobile device. The screen has an orange background. At the top, the status bar shows the time as 16:07, 67% battery, and 3G connectivity. The app title "DISH ORDER" is displayed in white capital letters. Below the title, there are two input fields: "Restaurant ID" and "Security Token". The "Security Token" field is highlighted with a yellow border. A white "SUBMIT" button is located below the input fields. At the bottom of the screen, there is a link: "Use QR Code to pair device with Restaurant Website" and a note: "Have you deleted the App Data? Contact your System Administrator for further notice."

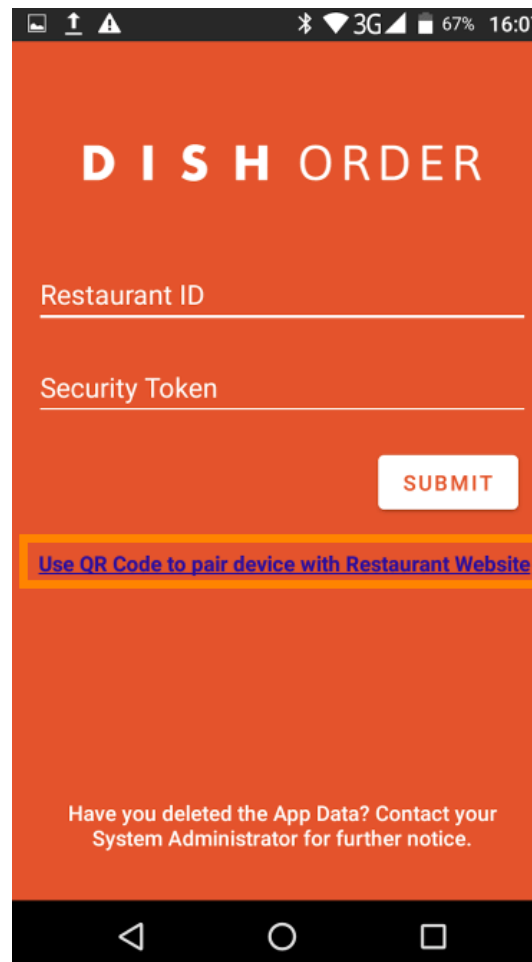
 Miután megadta adatait, kattintson a **küldés** gombra a bejelentkezéshez.



The screenshot shows a mobile application interface for logging into the DISH ORDER system. The background is a solid orange color. At the top, the text "DISH ORDER" is displayed in white, spaced-out capital letters. Below this, there are two input fields: "Restaurant ID" and "Security Token", each with a white underline. To the right of the "Security Token" field is a white rectangular button with the word "SUBMIT" in orange capital letters. Below the input fields, there is a blue hyperlink that reads "Use QR Code to pair device with Restaurant Website". At the bottom of the screen, there is a white text message: "Have you deleted the App Data? Contact your System Administrator for further notice." The top status bar shows various icons including signal strength, Wi-Fi, 3G, battery level at 67%, and the time 16:07. The bottom navigation bar shows the standard Android navigation icons: back, home, and recent apps.



Alternatív megoldásként kattintson a linkre a QR-kód beolvasásához a bejelentkezéshez. Megjegyzés: megnyílik a rendelési terminál hátulján található kamera, és Ön beolvassa QR-kódját. Kérjük, nézze meg a videót további utasításokért <https://bit.ly/3td3gux>.





Ennyi. Rendelési terminálja most össze van kapcsolva fiókjával. Megjegyzés: Kérjük, folytassa a rendelési terminál tesztelését <https://bit.ly/322DfBP> . Ezt követően közvetlenül kaphat megrendeléseket ügyfeleitől.

