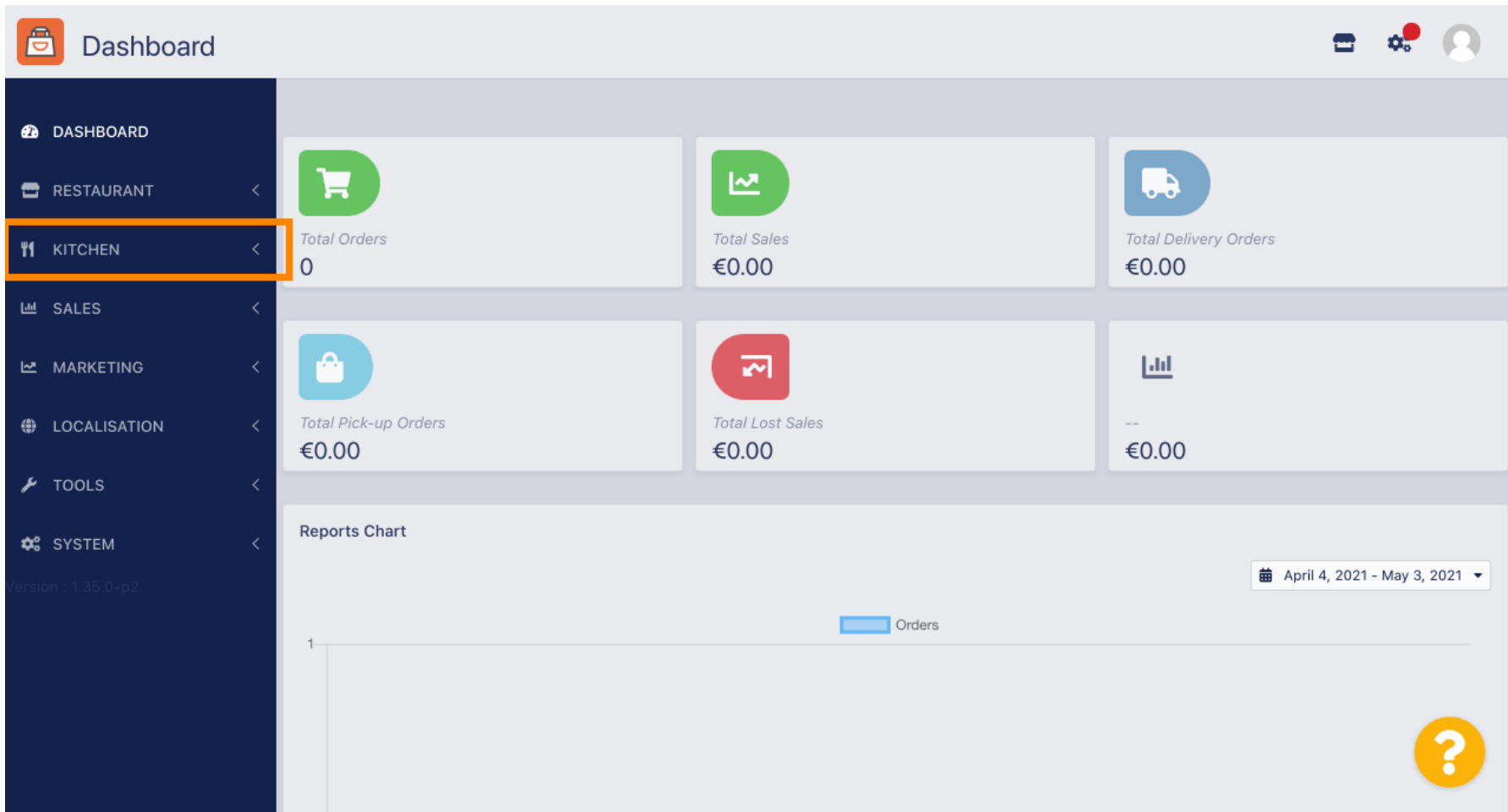


Miután bejelentkezett, kattintson a **konyha** elemre .

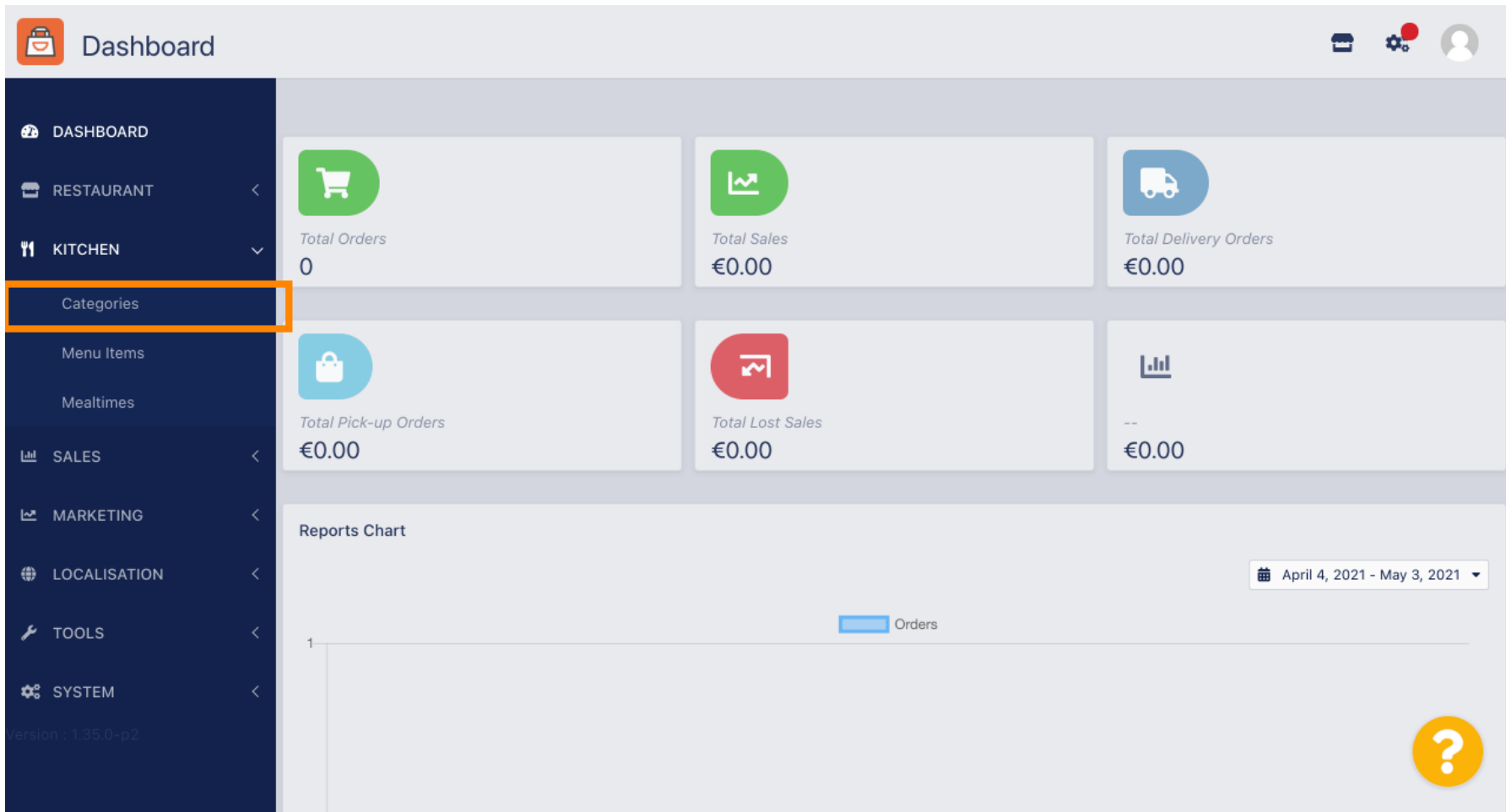


The screenshot displays the ISH dashboard interface. On the left, a dark blue sidebar contains a menu with the following items: DASHBOARD, RESTAURANT, KITCHEN (highlighted with an orange border), SALES, MARKETING, LOCALISATION, TOOLS, and SYSTEM. The main content area features a grid of six summary cards and a 'Reports Chart' section. The cards show: Total Orders (0), Total Sales (€0.00), Total Delivery Orders (€0.00), Total Pick-up Orders (€0.00), Total Lost Sales (€0.00), and a bar chart for Orders. A date range selector is set to 'April 4, 2021 - May 3, 2021'. A version number '1.35.0-p2' is visible at the bottom left, and a yellow question mark icon is at the bottom right.

| Metric                | Value |
|-----------------------|-------|
| Total Orders          | 0     |
| Total Sales           | €0.00 |
| Total Delivery Orders | €0.00 |
| Total Pick-up Orders  | €0.00 |
| Total Lost Sales      | €0.00 |



Ezután válassza ki a **kategóriákat** .



**Dashboard**

- DASHBOARD
- RESTAURANT
- KITCHEN
- Categories**
- Menu Items
- Mealtimes
- SALES
- MARKETING
- LOCALISATION
- TOOLS
- SYSTEM

version : 1.35.0-p2

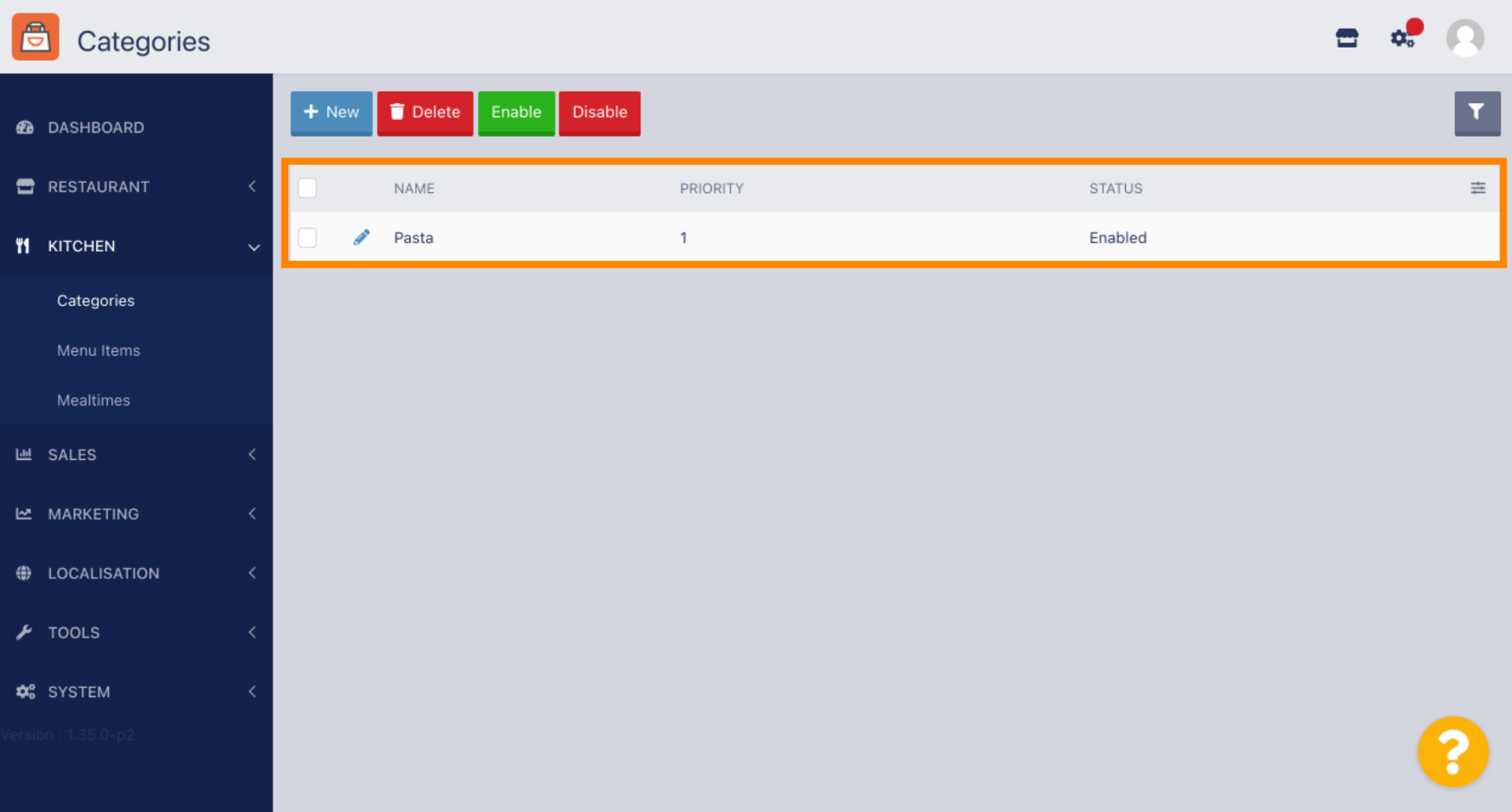
| Metric                | Value |
|-----------------------|-------|
| Total Orders          | 0     |
| Total Sales           | €0.00 |
| Total Delivery Orders | €0.00 |
| Total Pick-up Orders  | €0.00 |
| Total Lost Sales      | €0.00 |

Reports Chart

April 4, 2021 - May 3, 2021

Orders: 1

 Ekkor megjelenik a meglévő menükategoriák **áttekintése** .



The screenshot shows the 'Categories' management interface. The sidebar on the left contains navigation options: DASHBOARD, RESTAURANT, KITCHEN, Categories, Menu Items, Mealtimes, SALES, MARKETING, LOCALISATION, TOOLS, and SYSTEM. The main content area displays a table of categories with the following data:

| NAME  | PRIORITY | STATUS  |
|-------|----------|---------|
| Pasta | 1        | Enabled |

At the top of the table area, there are action buttons: '+ New', 'Delete', 'Enable', and 'Disable'. A search filter icon is also present in the top right corner of the table area. A yellow question mark icon is located in the bottom right corner of the interface.

 Az áttekintésben **törölheti**, **engedélyezheti** vagy **letilthatja** a kiválasztott kategóriákat.



The screenshot shows the 'Categories' management interface. The sidebar on the left contains navigation options: DASHBOARD, RESTAURANT, KITCHEN, SALES, MARKETING, LOCALISATION, TOOLS, and SYSTEM. The main content area displays a table with columns for NAME, PRIORITY, and STATUS. A 'Pasta' category is listed with a priority of 1 and a status of 'Enabled'. Above the table, there are action buttons: '+ New', 'Delete', 'Enable', and 'Disable'. The 'Delete', 'Enable', and 'Disable' buttons are highlighted with an orange box. A yellow question mark icon is visible in the bottom right corner.

| NAME  | PRIORITY | STATUS  |
|-------|----------|---------|
| Pasta | 1        | Enabled |

Új menükategória beállításához kattintson az új gombra .

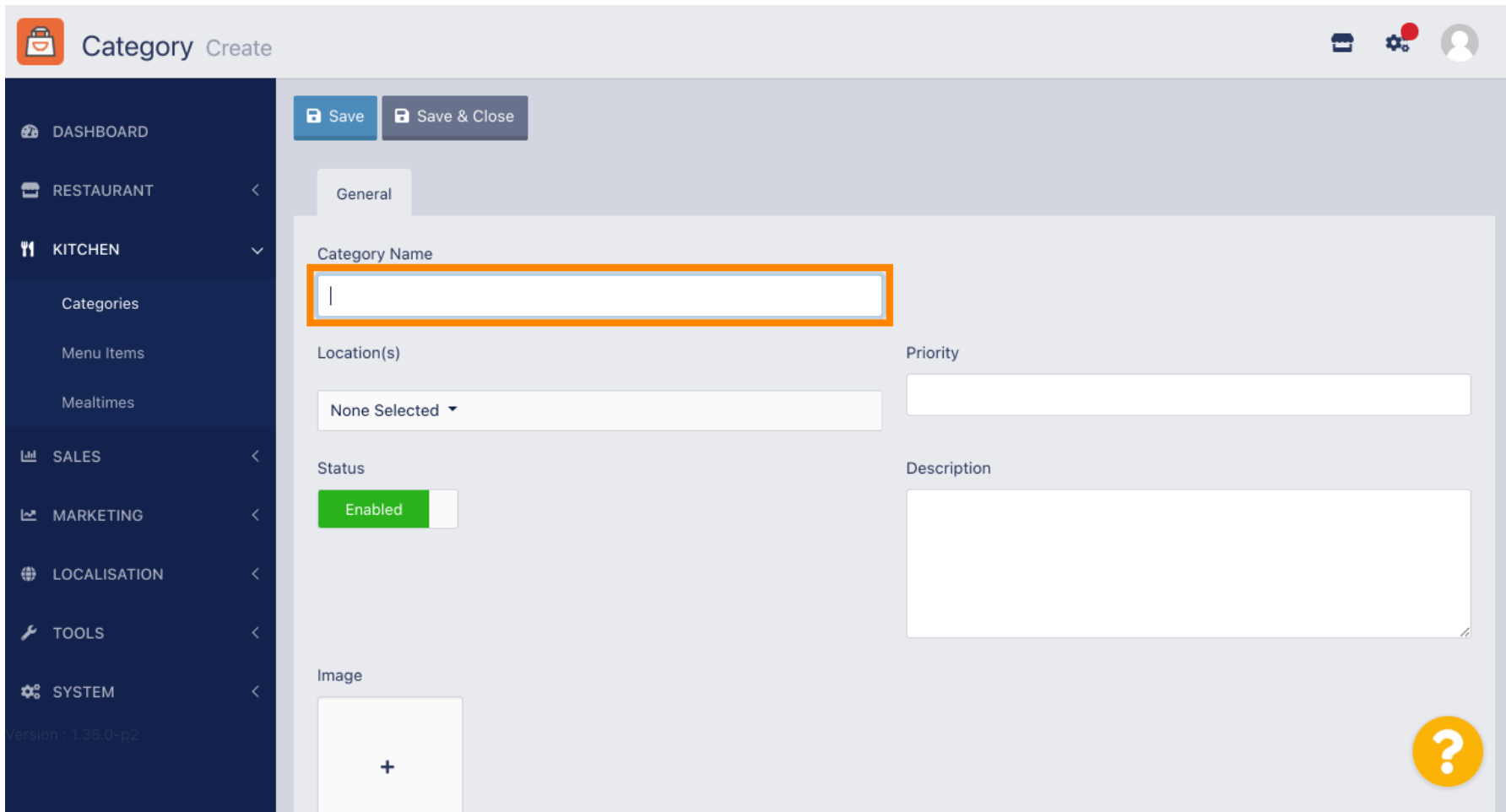


The screenshot displays the 'Categories' management page. On the left is a dark blue sidebar with navigation options: DASHBOARD, RESTAURANT, KITCHEN, SALES, MARKETING, LOCALISATION, TOOLS, and SYSTEM. The 'KITCHEN' section is expanded, showing 'Categories', 'Menu Items', and 'Mealtimes'. The main content area has a header with '+ New', 'Delete', 'Enable', and 'Disable' buttons. Below this is a table with columns for NAME, PRIORITY, and STATUS. One row is visible with the name 'Pasta', priority '1', and status 'Enabled'. A yellow question mark icon is located in the bottom right corner of the interface.

| NAME  | PRIORITY | STATUS  |
|-------|----------|---------|
| Pasta | 1        | Enabled |

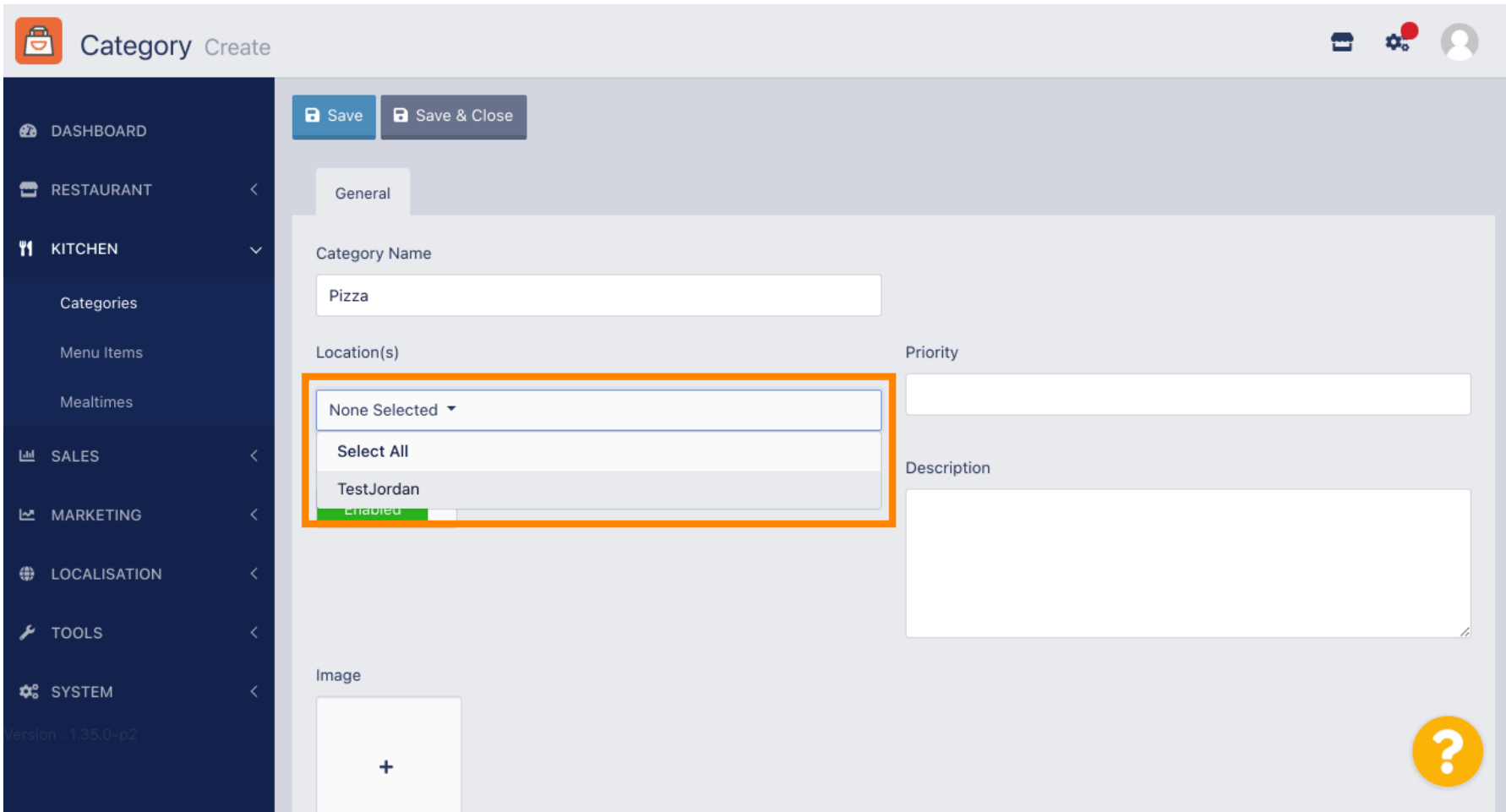


Adja meg a **kategória** nevét .



The screenshot shows the 'Category Create' interface. On the left is a dark blue sidebar with navigation options: DASHBOARD, RESTAURANT, KITCHEN (expanded), Categories, Menu Items, Mealtimes, SALES, MARKETING, LOCALISATION, TOOLS, and SYSTEM. The main content area is titled 'Category Create' and has a 'General' tab selected. At the top right of the main area are 'Save' and 'Save & Close' buttons. The 'Category Name' field is a text input, currently empty, and is highlighted with an orange border. Below it is the 'Location(s)' dropdown menu, currently set to 'None Selected'. To the right of the location dropdown is the 'Priority' text input field. Below the location dropdown is the 'Status' toggle, which is currently set to 'Enabled'. To the right of the status toggle is the 'Description' text area. At the bottom left of the main area is an 'Image' upload section with a plus sign icon. At the bottom right of the main area is a yellow circular help icon with a question mark. The version number 'Version : 1.35.0-p2' is visible in the bottom left corner of the sidebar.

 Válassza ki azt a **helyet** , amelyhez a kategóriát hozzá kell rendelni.



**Category Create**

Save Save & Close

General

Category Name  
Pizza

Location(s) Priority

None Selected  
Select All  
TestJordan  
Enabled

Description

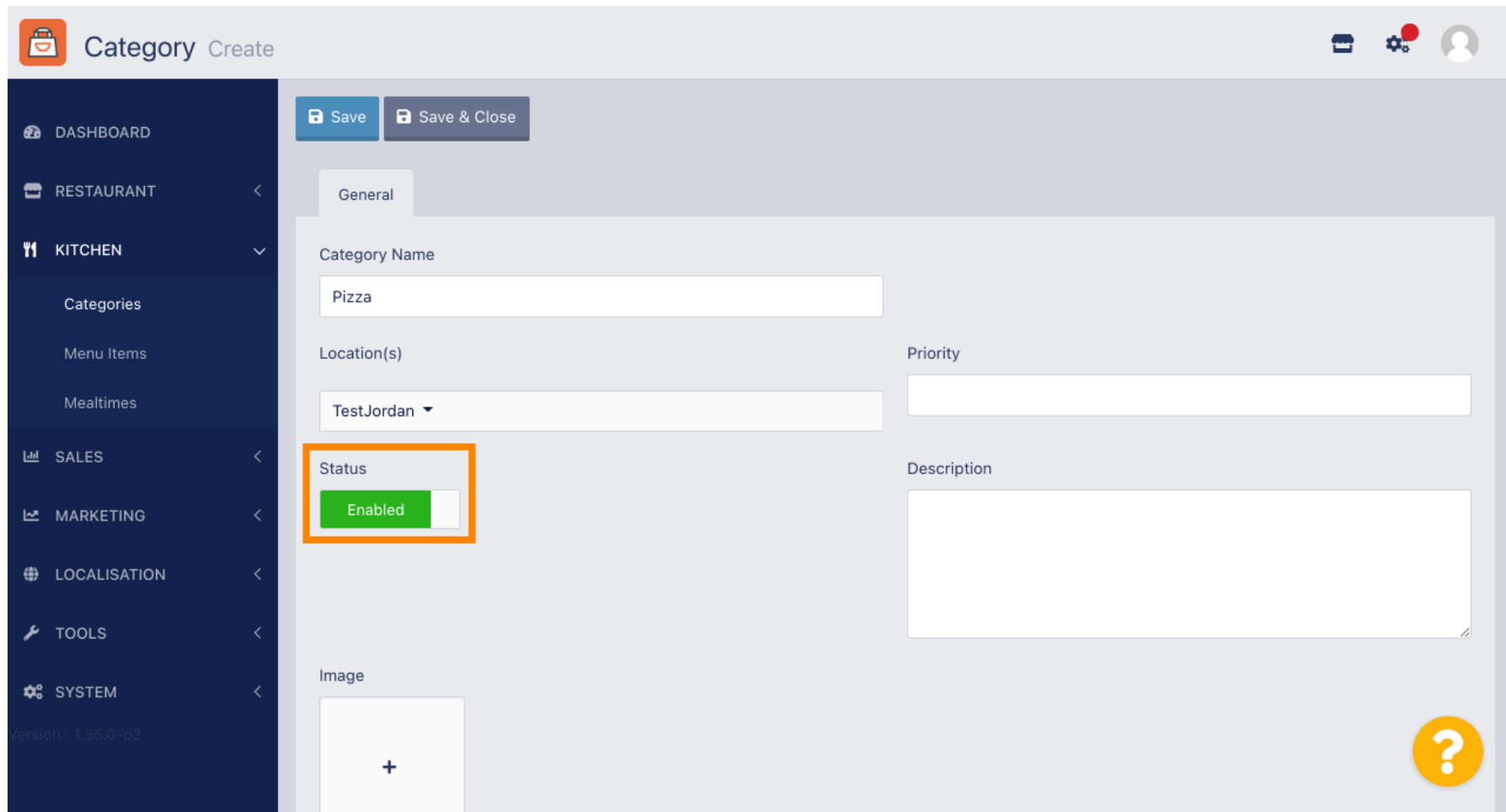
Image  
+

Version : 1.35.0-p2

?



A menükategória állapotának **letiltásával** nem jelenik meg a kiválasztott helyen. Megjegyzés: Jelenleg a kategória engedélyezve van, és megjelenik a .



**Category Create**

Save Save & Close

General

Category Name  
Pizza

Location(s)  
TestJordan

Priority

Description

Status  
Enabled

Image  
+

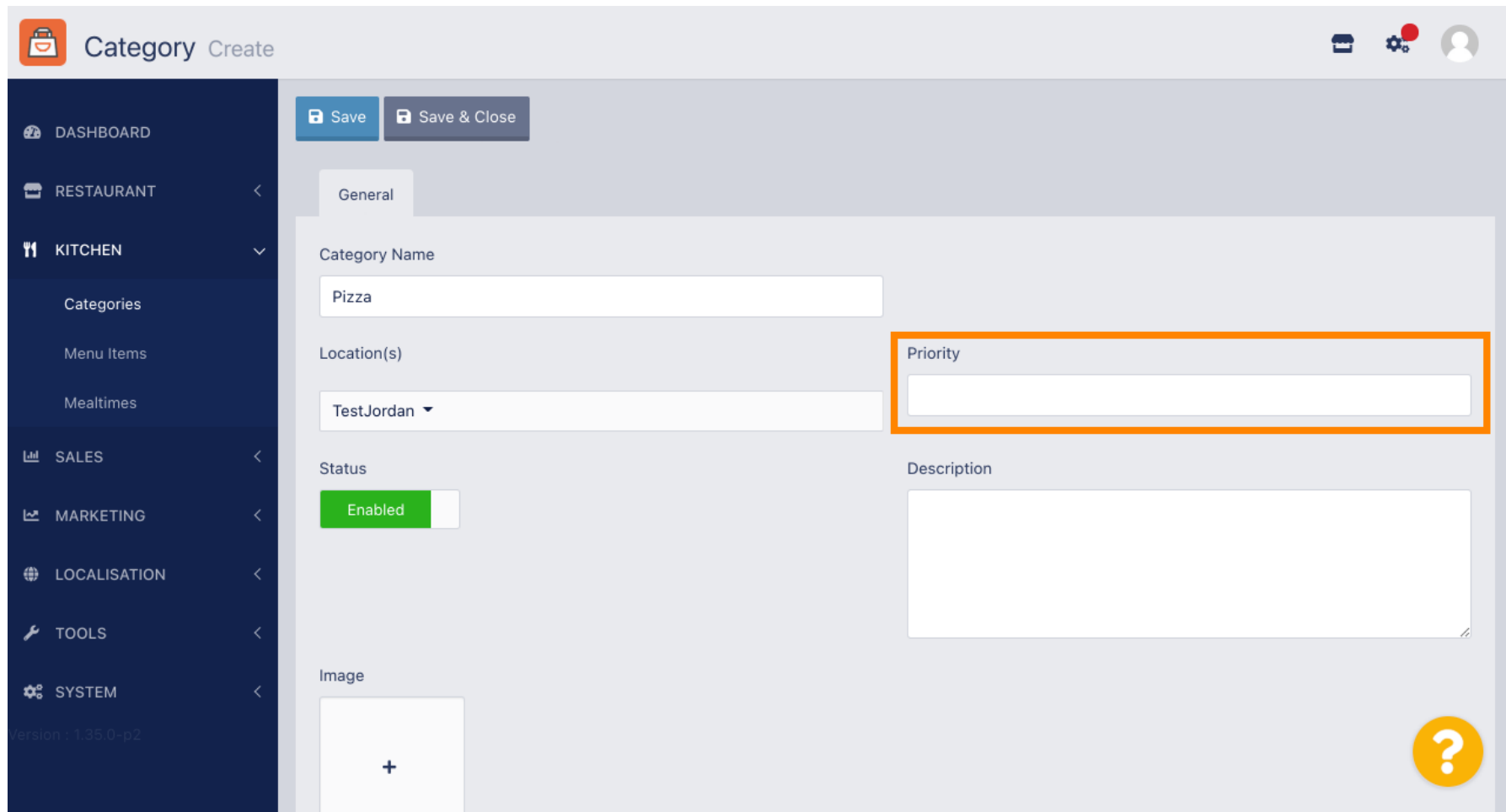
Version : 1.35.0-p2

?





Válasszon egy **prioritást**, amely meghatározza, hogy a kategória melyik pozícióban szerepeljen az összes többi kategória között.



**Category Create**

Save Save & Close

General

Category Name  
Pizza

Location(s)  
TestJordan

Priority

Status  
Enabled

Description

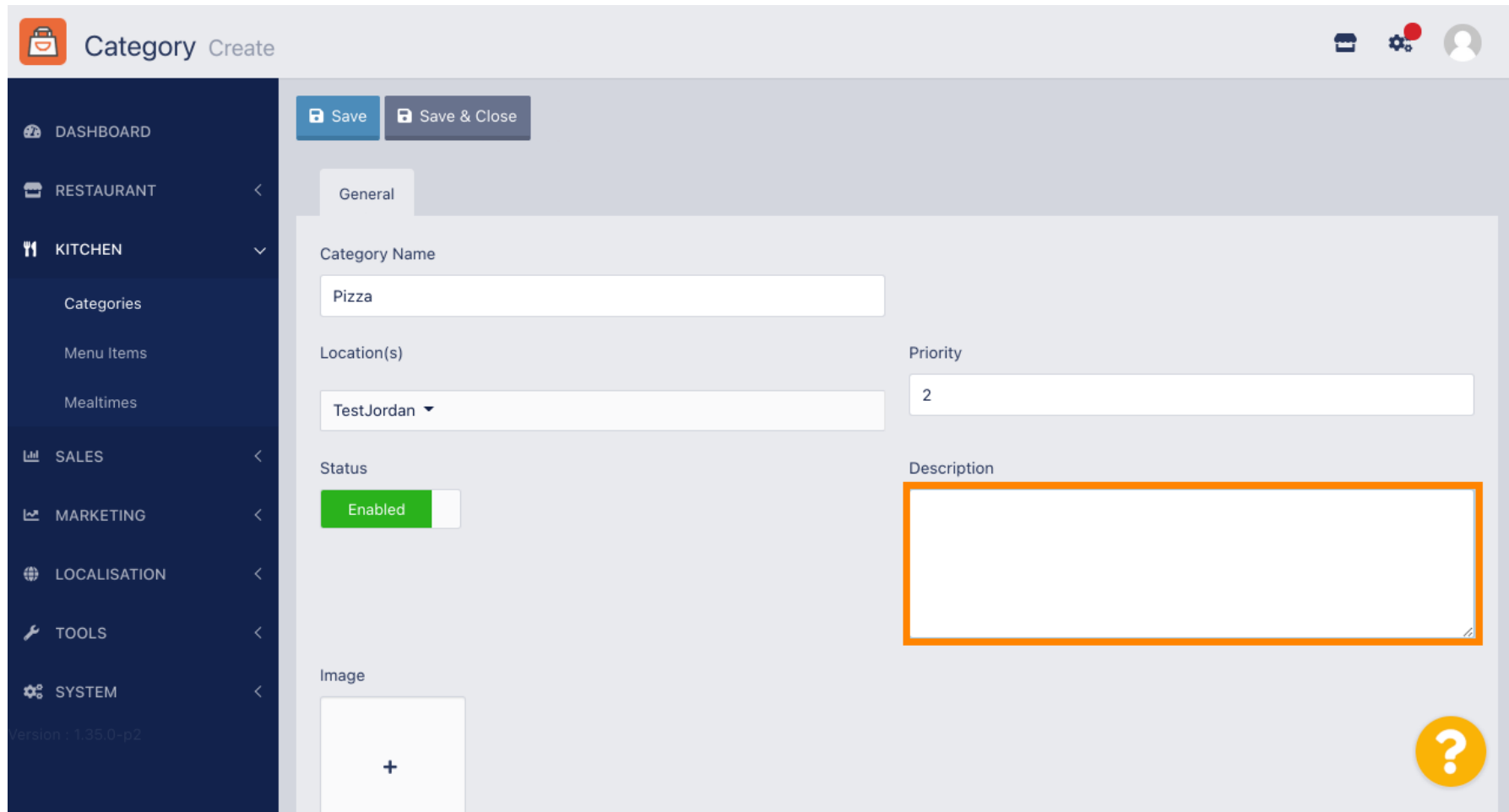
Image  
+

Version: 1.35.0-p2

?



Most írja be a kategória **leírását**.



**Category Create**

Save Save & Close

General

Category Name  
Pizza

Location(s)  
TestJordan

Priority  
2

Status  
Enabled

Description

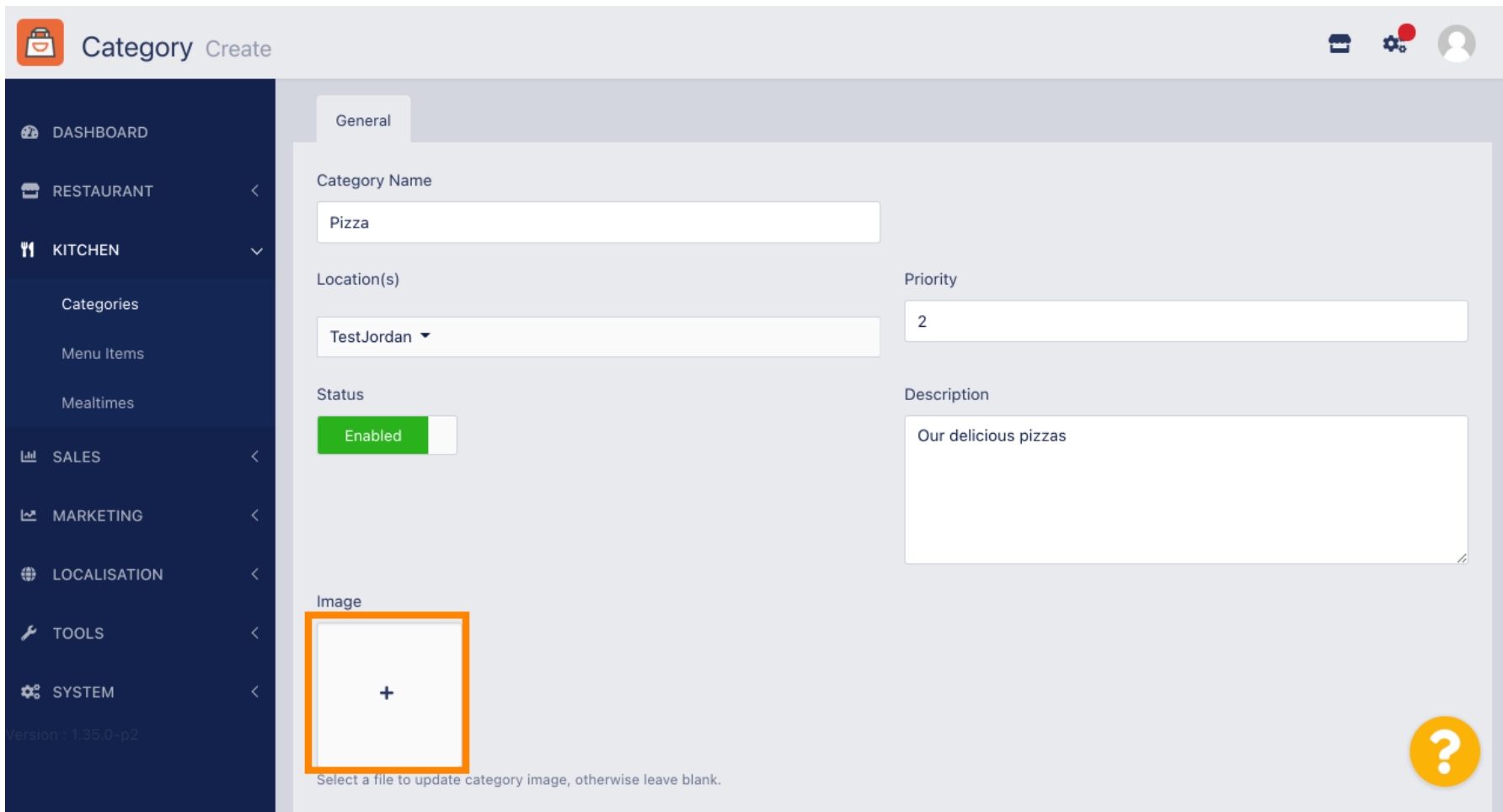
Image  
+

version : 1.35.0-p2

?



Kép kategóriához rendeléséhez kattintson a plusz ikonnal ellátott üres **négyzetre** . Megjegyzés: Mielőtt egy képet a kategóriához rendelne, a kategóriát előzőleg el kell menteni.



**Category Create**

General

Category Name  
Pizza

Location(s)  
TestJordan

Priority  
2

Status  
Enabled

Description  
Our delicious pizzas

Image  
+

Select a file to update category image, otherwise leave blank.

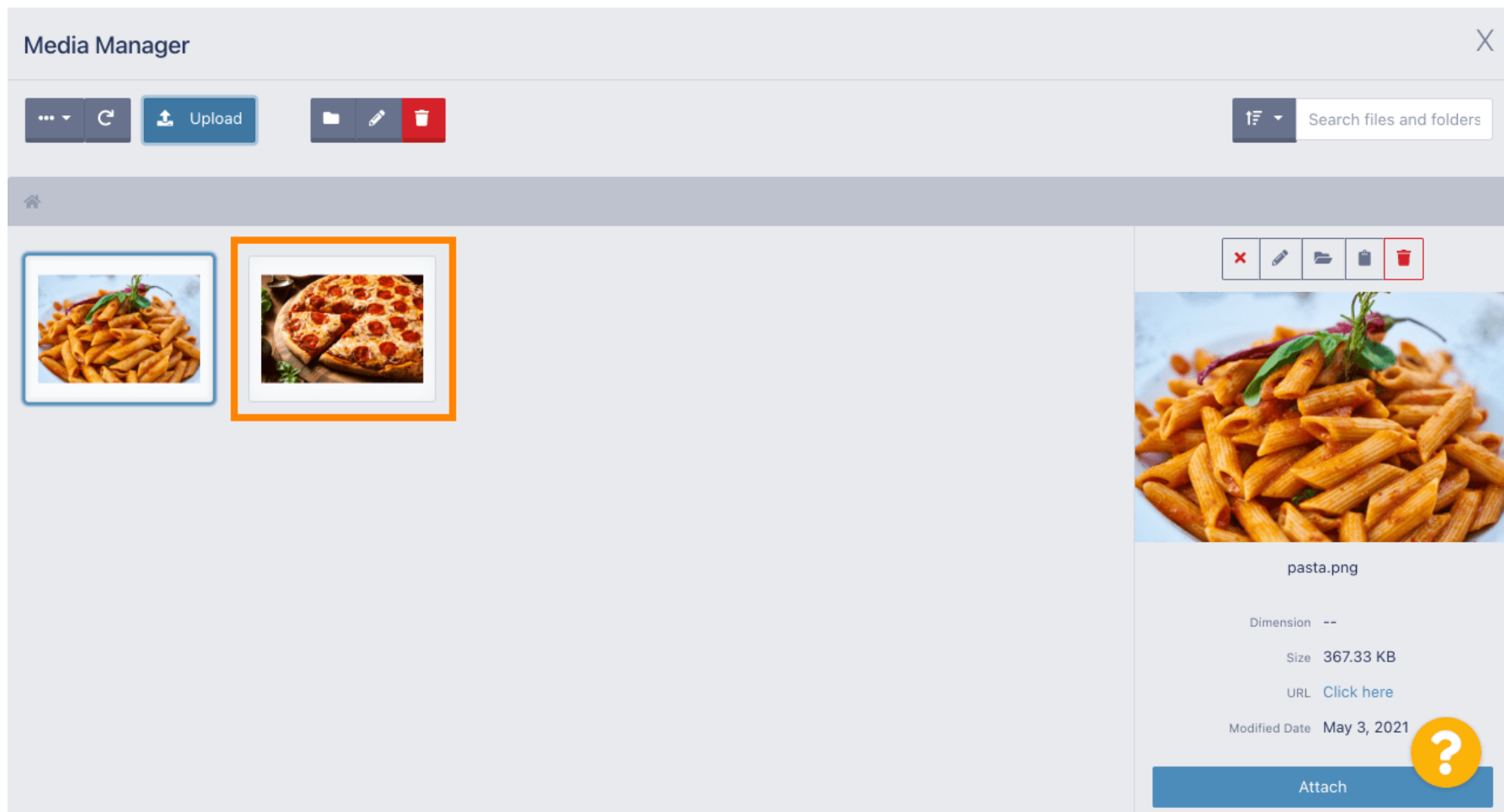


Most a médiakezelőben van, ahol hozzáférhet a már feltöltött képeihez. Új kép hozzáadásához kattintson a **Feltöltés** gombra . **Megjegyzés:** Megnyílik a fájlkezelő, és ki kell választania egy képet.





Miután kiválasztotta a képet a fájlkezelőből, az megjelenik a médiakezelőben. **Megjegyzés:** A legjobb eredmény érdekében 690 x 80 pixel méretű képet javasolunk.



The screenshot shows the Media Manager interface. At the top, there's a title bar 'Media Manager' with a close button. Below it is a toolbar with icons for home, refresh, upload, folder, edit, and delete, along with a search bar 'Search files and folders'. The main area displays two image thumbnails: one of pasta and one of a pizza. The pizza image is highlighted with an orange border. To the right, a detailed view of the selected 'pasta.png' image is shown, including a toolbar with delete, edit, folder, and trash icons. Below the image, the following metadata is displayed:

- File name: pasta.png
- Dimension: --
- Size: 367.33 KB
- URL: [Click here](#)
- Modified Date: May 3, 2021

At the bottom of the detailed view, there is an 'Attach' button and a yellow question mark icon.





Most kattintson a **képre** a kiválasztásához. Megjegyzés: A kép körüli kék keret azt jelzi, hogy az adott képet választotta.

Media Manager
✕


⋮
↻
Upload

📁
✎
🗑️

🔍

✕
✎
📁
🗑️



pizza.png

Dimension --

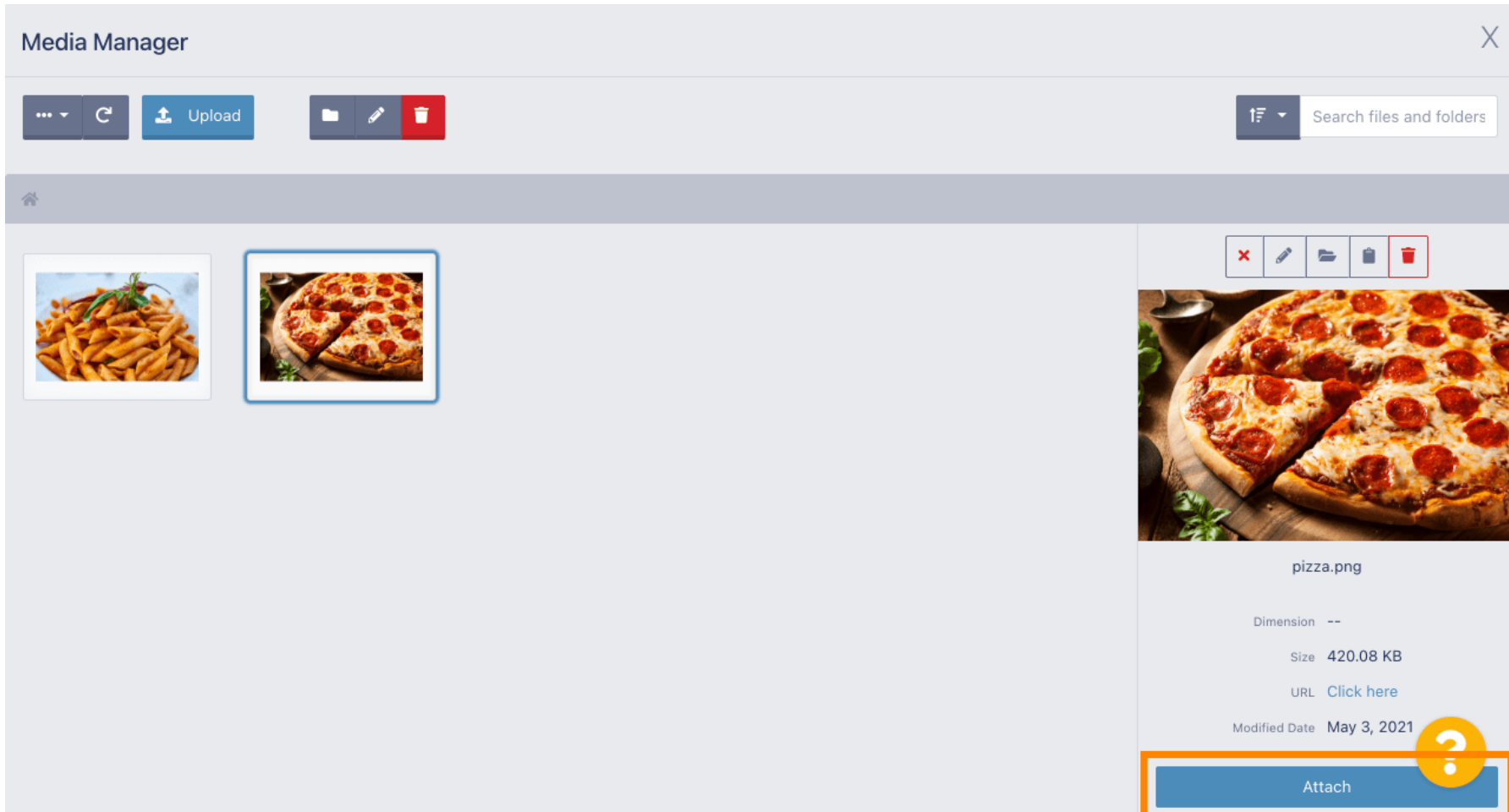
Size 420.08 KB

URL [Click here](#)

Modified Date May 3, 2021

Attach
?

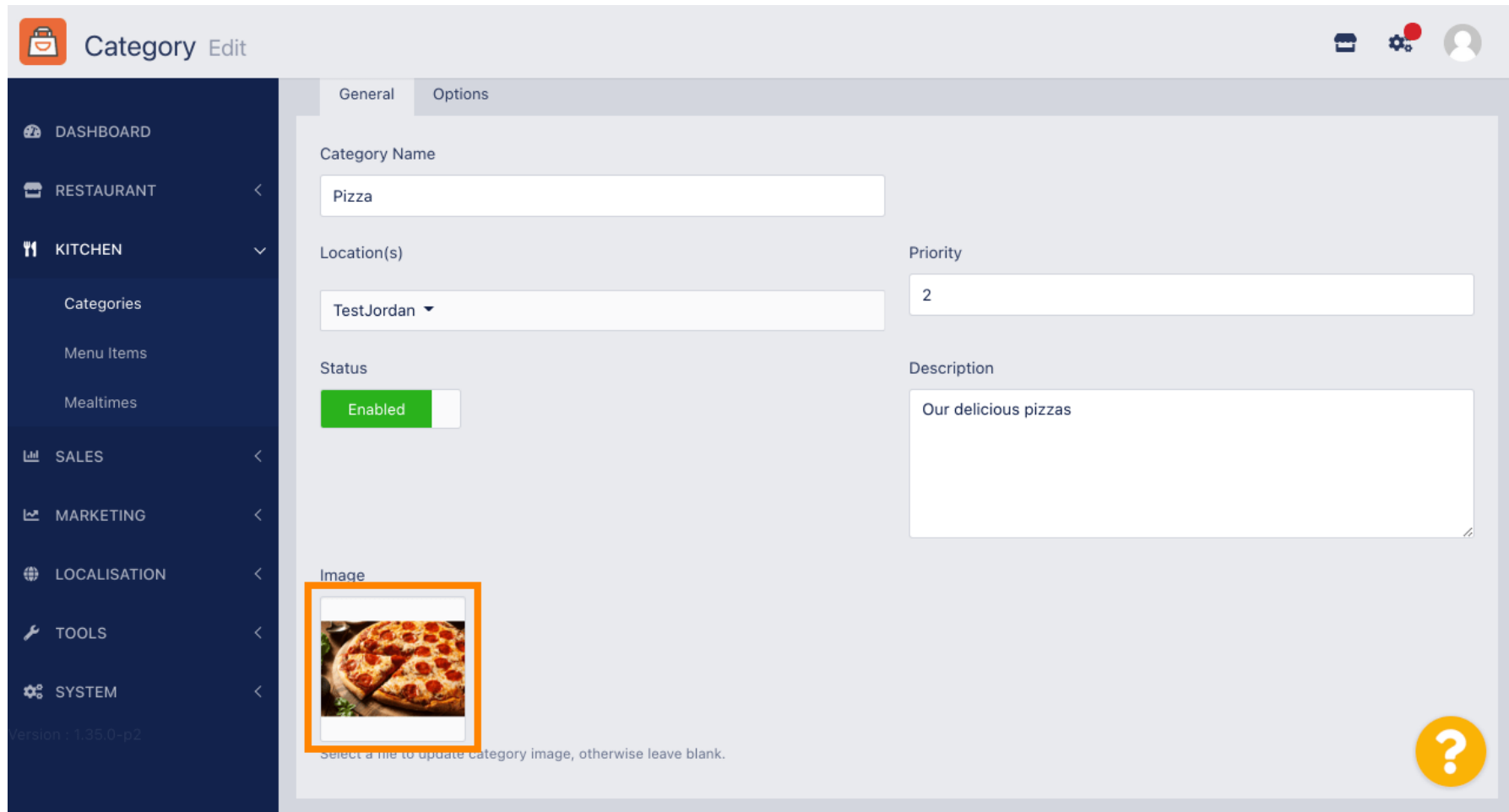
 Kattintson a **Csatolás** gombra, hogy a kiválasztott képet a **menükategóriához** rendelje.




The screenshot displays the 'Media Manager' interface. At the top, there is a toolbar with icons for home, refresh, upload, folder, edit, and delete, along with a search bar labeled 'Search files and folders'. Below the toolbar, two image thumbnails are visible: one of penne pasta and one of a pepperoni pizza. The pizza image is selected, and a larger preview of it is shown on the right side of the interface. Below the preview, the file name 'pizza.png' is displayed, along with its dimensions (--), size (420.08 KB), URL (Click here), and modified date (May 3, 2021). At the bottom of the preview area, there is a blue 'Attach' button, which is highlighted with an orange border and a yellow question mark icon.

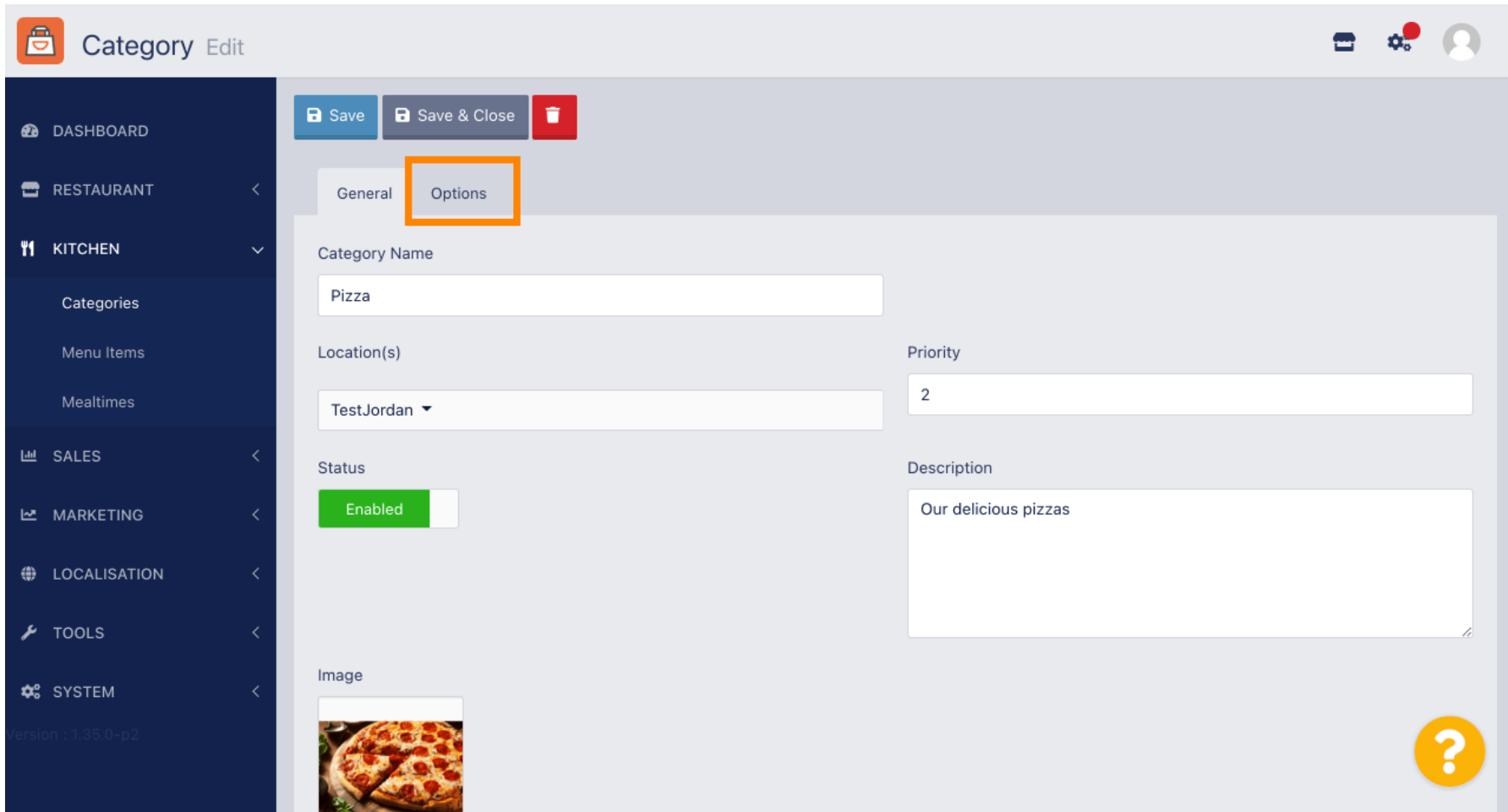


A kép most az új menükategóriához van rendelve, és megjelenik az üzletben.





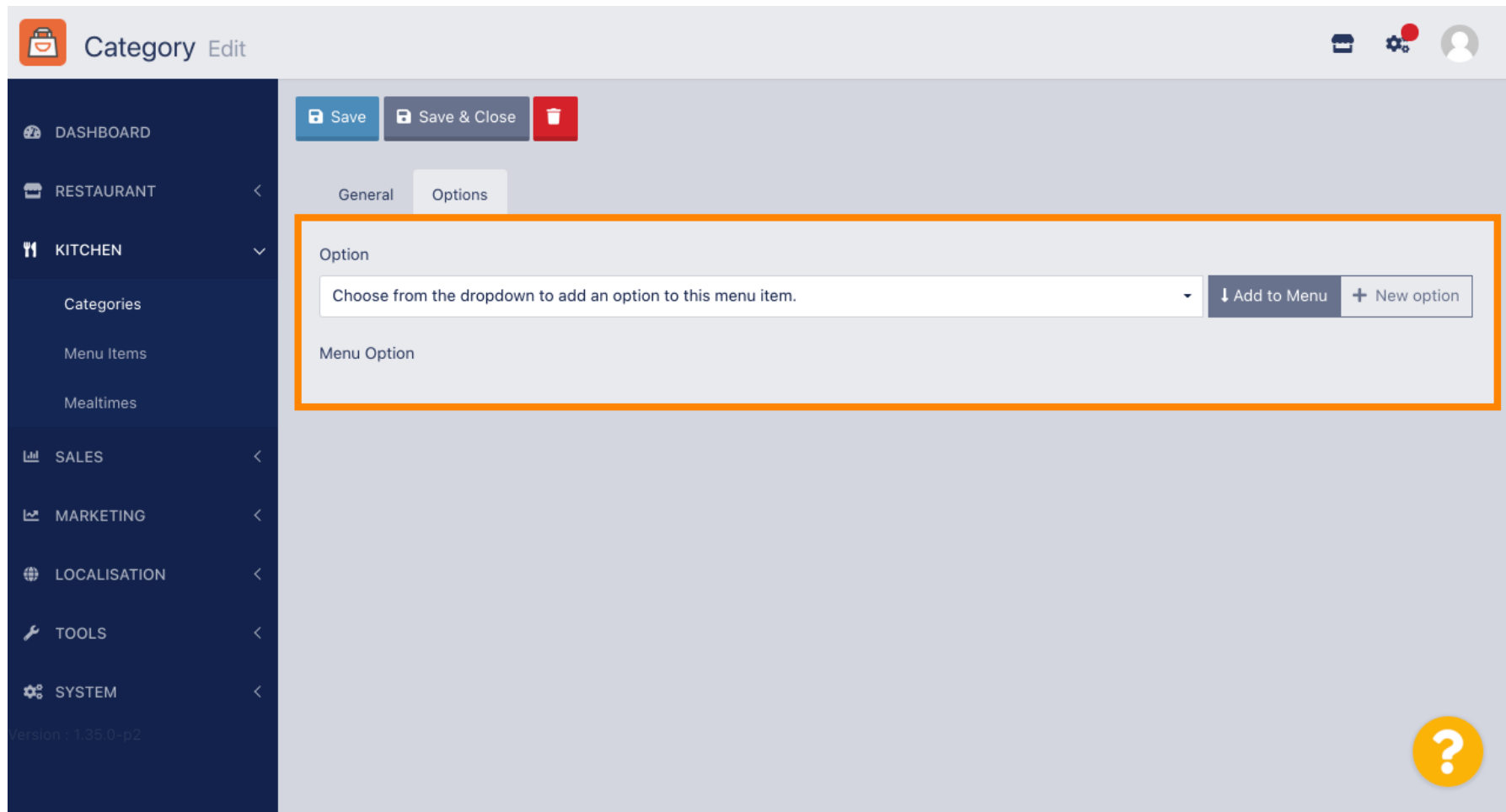
 Kattintson az **opciókra** a menüopciók szerkesztéséhez.



The screenshot displays the 'Category Edit' interface. On the left is a dark blue sidebar with navigation options: DASHBOARD, RESTAURANT, KITCHEN, SALES, MARKETING, LOCALISATION, TOOLS, and SYSTEM. The 'KITCHEN' section is expanded, showing 'Categories', 'Menu Items', and 'Mealtimes'. The main content area is titled 'Category Edit' and contains a 'Save' button, a 'Save & Close' button, and a trash icon. Below these are two tabs: 'General' and 'Options', with 'Options' highlighted by an orange box. The 'Options' tab contains the following fields: 'Category Name' (text input with 'Pizza'), 'Location(s)' (dropdown menu with 'TestJordan'), 'Status' (toggle switch set to 'Enabled'), 'Priority' (text input with '2'), and 'Description' (text area with 'Our delicious pizzas'). At the bottom left, there is an 'Image' field with a small image of a pizza. A yellow question mark icon is located in the bottom right corner of the interface.

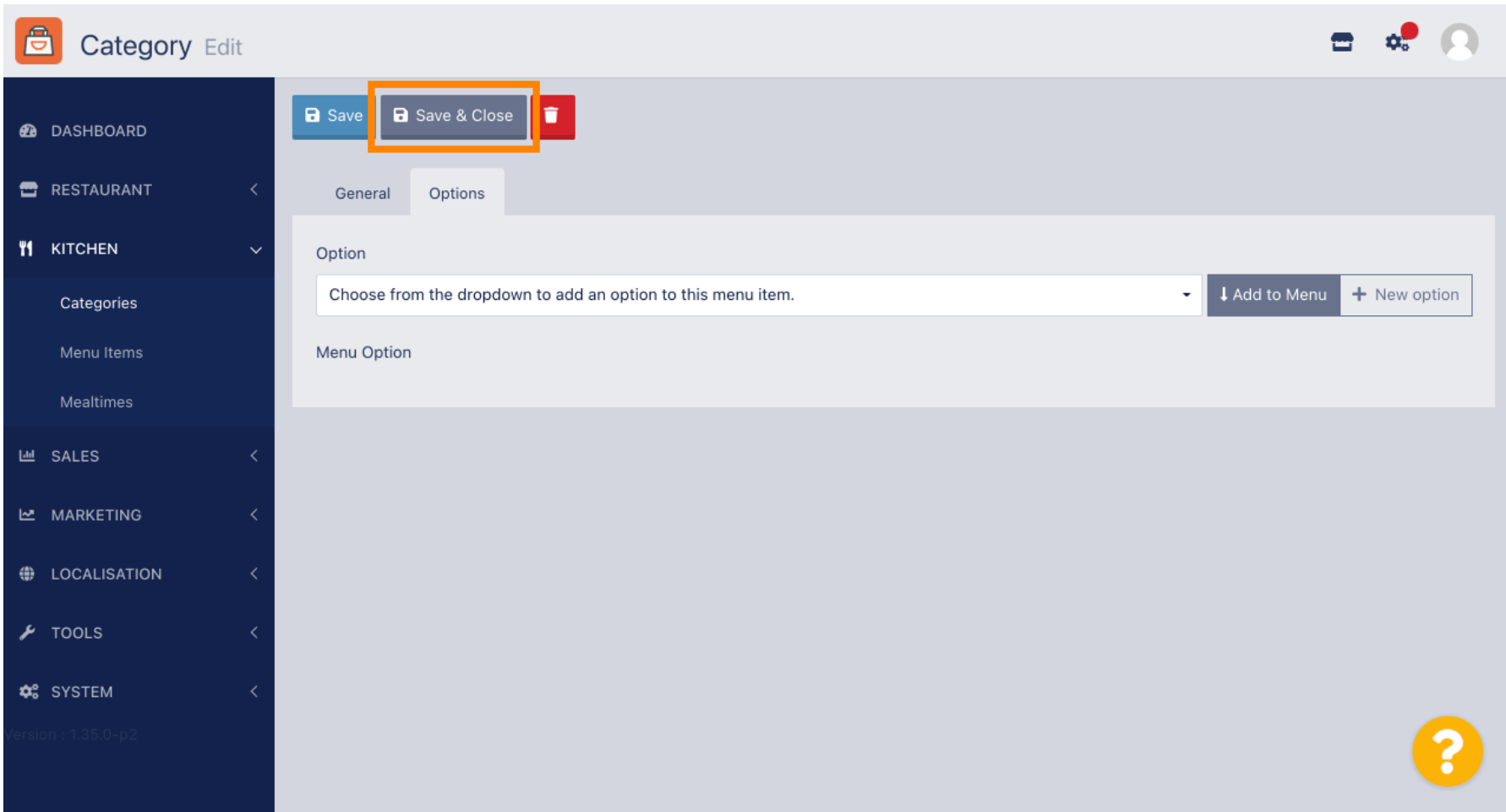


Itt adhat hozzá opciókat a kategóriához, és szerkesztheti azokat. Kérjük, kövesse a hivatkozást a beállítások beállításával és szerkesztésével kapcsolatos további információkért .



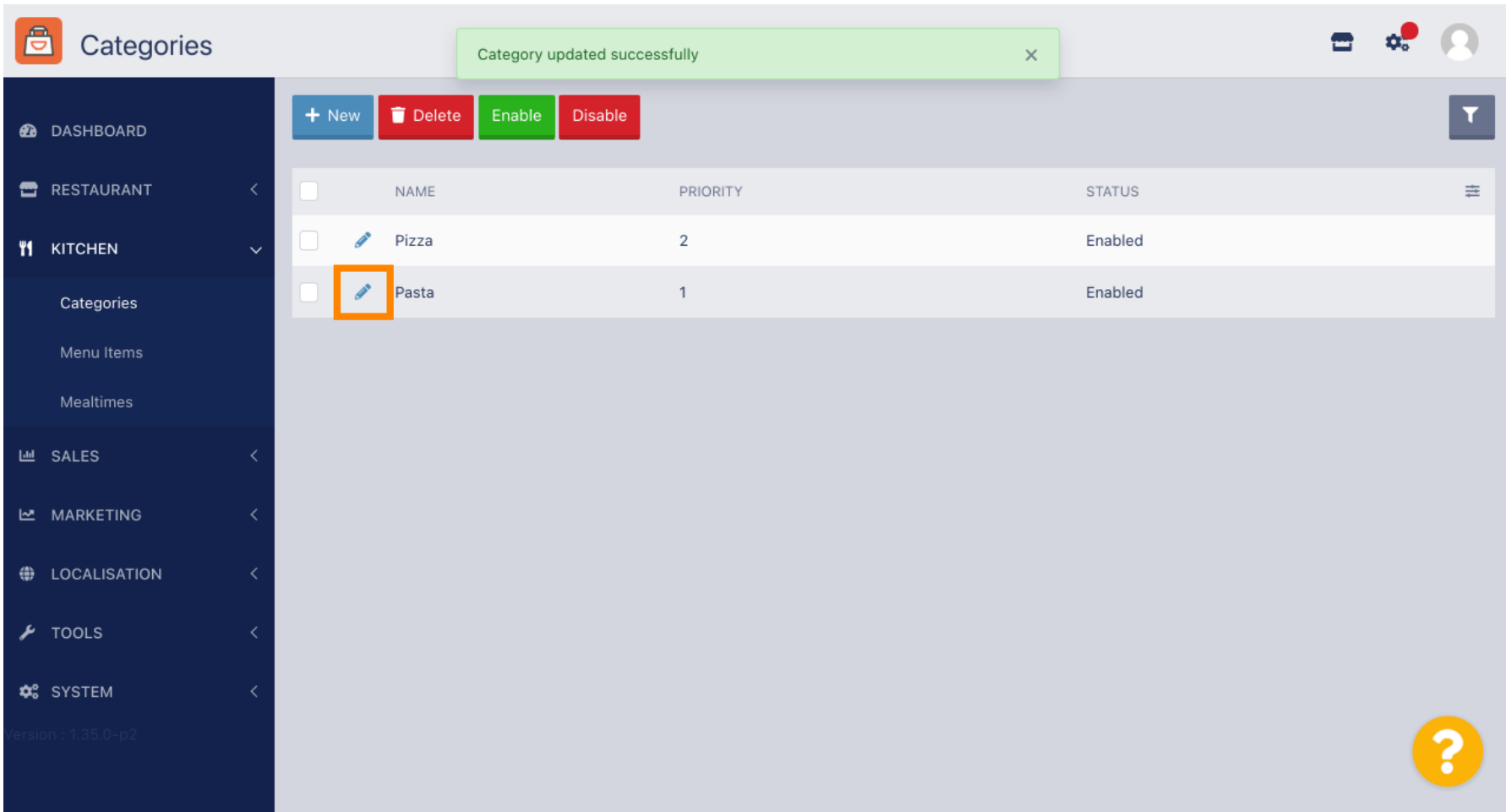
The screenshot shows the 'Category Edit' interface. On the left is a dark blue sidebar with navigation options: DASHBOARD, RESTAURANT, KITCHEN (expanded), Categories, Menu Items, Mealtimes, SALES, MARKETING, LOCALISATION, TOOLS, and SYSTEM. The main content area has a top bar with 'Save', 'Save & Close', and a trash icon. Below this are 'General' and 'Options' tabs. The 'Options' tab is active and contains a section for adding menu options. This section is highlighted with an orange border and includes a dropdown menu with the placeholder text 'Choose from the dropdown to add an option to this menu item.', an 'Add to Menu' button, and a '+ New option' button. A 'Menu Option' label is visible below the dropdown. In the bottom right corner of the interface, there is a yellow circular help icon with a question mark. The version number 'Version : 1.35.0-p2' is visible in the bottom left corner of the sidebar.

 Ha végzett, ne felejtse el a **Mentés és bezárás** gombra kattintani .



The screenshot shows the 'Category Edit' interface. On the left is a dark blue sidebar with navigation options: DASHBOARD, RESTAURANT, KITCHEN (with sub-items: Categories, Menu Items, Mealtimes), SALES, MARKETING, LOCALISATION, TOOLS, and SYSTEM. The main content area has a top bar with 'Save', 'Save & Close' (highlighted with an orange box), and a trash icon. Below this are tabs for 'General' and 'Options'. The 'Options' tab is active, showing a form with a dropdown menu labeled 'Option' containing the text 'Choose from the dropdown to add an option to this menu item.', and buttons for 'Add to Menu' and 'New option'. A yellow question mark icon is in the bottom right corner.



 Meglévő kategória szerkesztéséhez kattintson a kívánt kategória **ceruza ikonjára** .



Categories


Category updated successfully




+ New Delete Enable Disable









| <input type="checkbox"/> | NAME  | PRIORITY | STATUS  |
|--------------------------|---|----------|---------|
| <input type="checkbox"/> |  Pizza | 2        | Enabled |
| <input type="checkbox"/> |  Pasta | 1        | Enabled |

version : 1.35.0-p2

Ezután szerkesztheti a kiválasztott kategória **beállításait**.


Category Edit

-  DASHBOARD
-  RESTAURANT <
-  KITCHEN >
  - Categories
  - Menu Items
  - Mealtimes
-  SALES <
-  MARKETING <
-  LOCALISATION <
-  TOOLS <
-  SYSTEM <

Version : 1.35.0-p2

Save
Save & Close
✖

General
Options

Category Name

Location(s)

Priority


Status


Enabled

Description

Our homemade pasta dishes

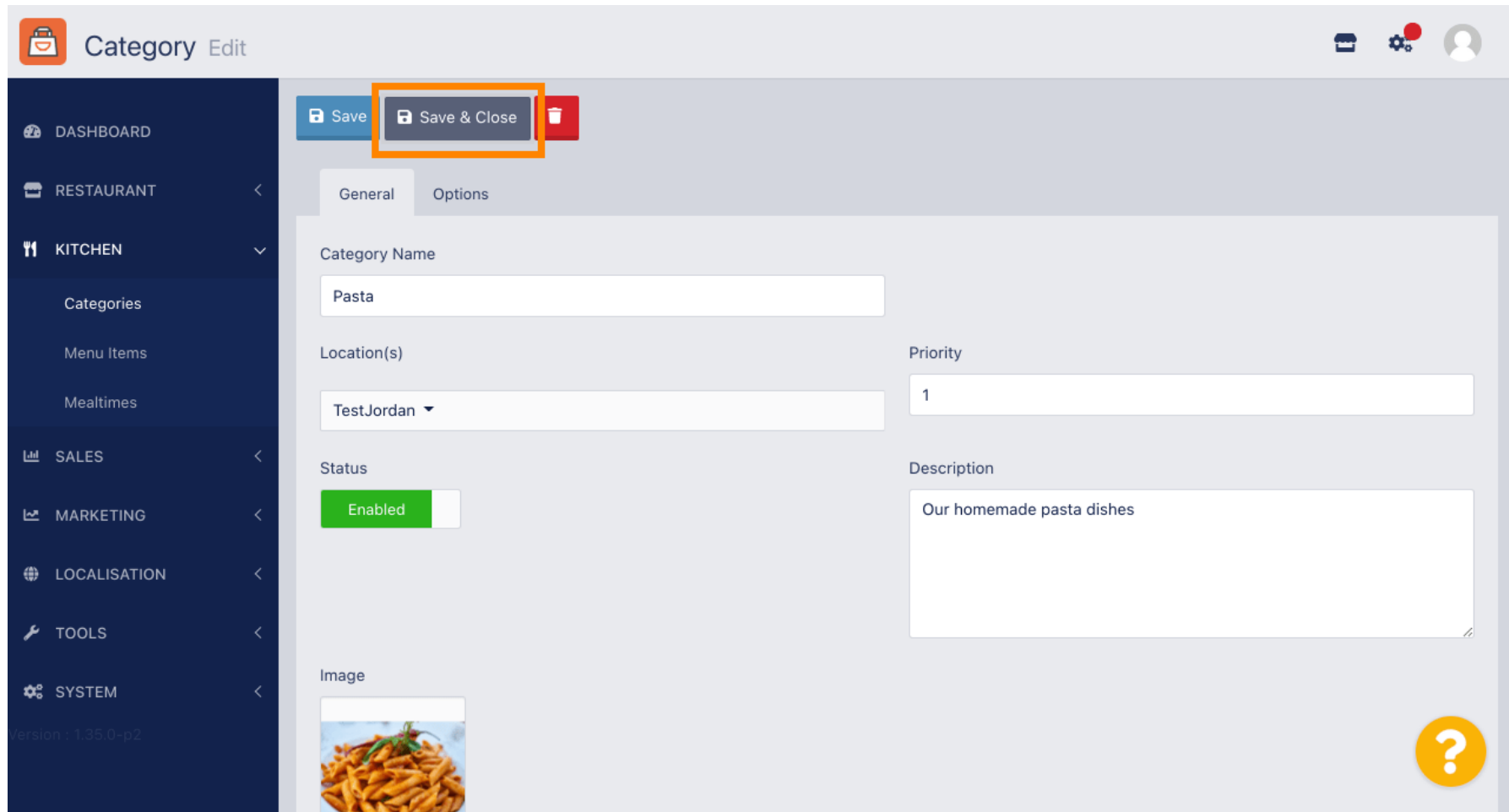
Image







Ha végzett a beállítások szerkesztésével, ne felejtse el a **Mentés és bezárás** gombra kattintani .

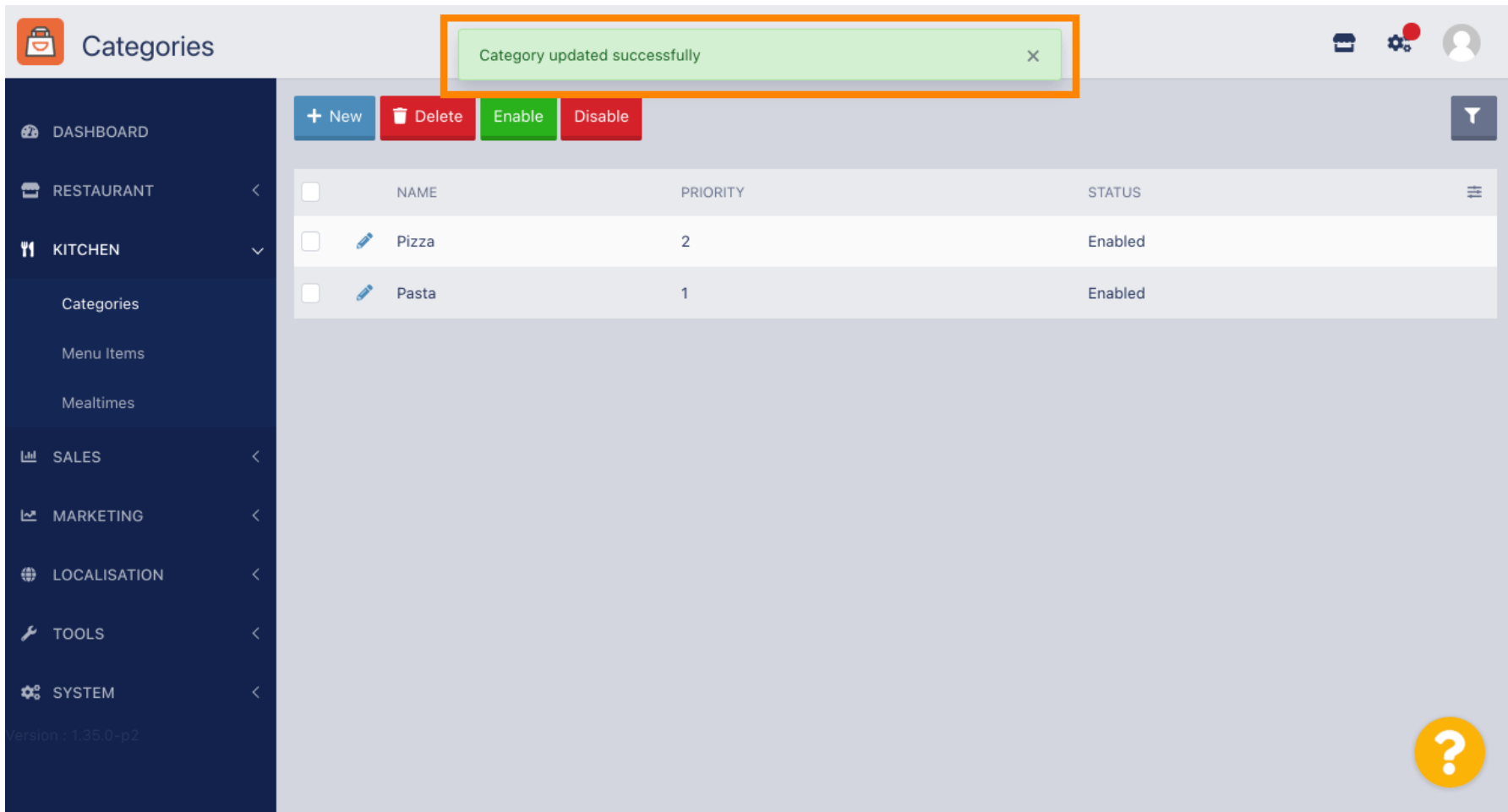


The screenshot displays the 'Category Edit' interface. On the left is a dark blue sidebar with navigation options: DASHBOARD, RESTAURANT, KITCHEN (with sub-items: Categories, Menu Items, Mealtimes), SALES, MARKETING, LOCALISATION, TOOLS, and SYSTEM. The main content area is titled 'Category Edit' and has a top bar with 'Save', 'Save & Close' (highlighted with an orange box), and a trash icon. Below this are two tabs: 'General' and 'Options'. The 'General' tab is active and contains the following fields:

- Category Name:** A text input field containing 'Pasta'.
- Location(s):** A dropdown menu showing 'TestJordan'.
- Status:** A toggle switch currently set to 'Enabled'.
- Priority:** A text input field containing '1'.
- Description:** A text area containing 'Our homemade pasta dishes'.
- Image:** A small image of a pasta dish.

At the bottom right of the interface is a yellow circular help icon with a question mark. The version number 'Version : 1.35.0-p2' is visible in the bottom left corner of the sidebar.

 A tetején lévő **zöld felugró üzenet** azt jelzi, hogy sikeresen frissítette a kategóriát.



The screenshot shows the 'Categories' management page in the ISH system. A green notification box at the top center displays the message 'Category updated successfully'. Below this, there are buttons for '+ New', 'Delete', 'Enable', and 'Disable'. A table lists the categories:

| <input type="checkbox"/> | NAME  | PRIORITY | STATUS  |
|--------------------------|-------|----------|---------|
| <input type="checkbox"/> | Pizza | 2        | Enabled |
| <input type="checkbox"/> | Pasta | 1        | Enabled |

The left sidebar contains navigation options: DASHBOARD, RESTAURANT, KITCHEN (with sub-items: Categories, Menu Items, Mealtimes), SALES, MARKETING, LOCALISATION, TOOLS, and SYSTEM. The version number '1.35.0-p2' is visible at the bottom left, and a help icon is at the bottom right.