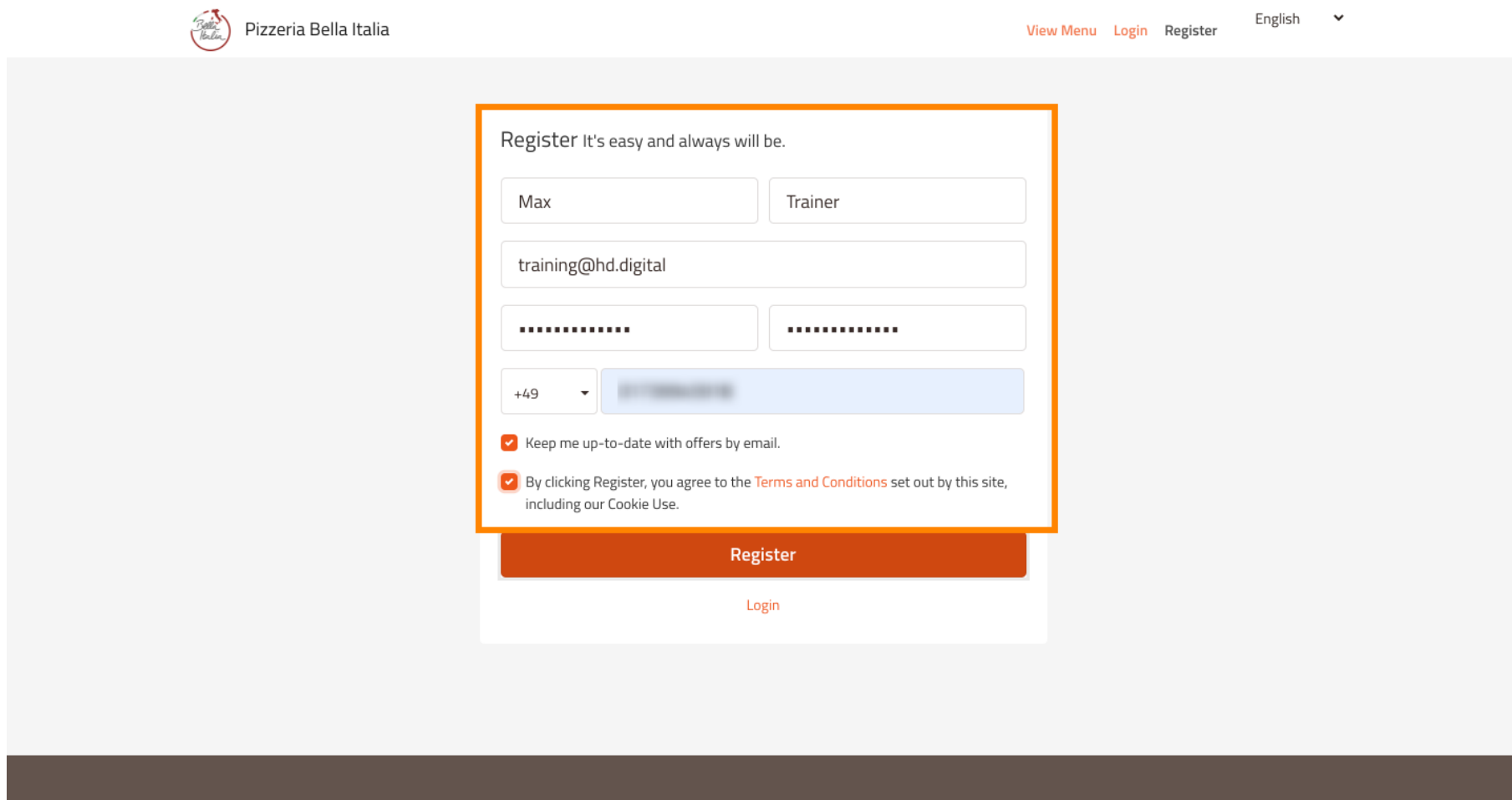




Pro registraci uživatele vyplňte **požadované údaje** . Poznámka: Chcete-li být často aktualizováni, zaškrtněte políčko mě informovat o nabídkách e-mailem. | Chcete-li pokračovat, musíte také označit podmínky .



Pizzeria Bella Italia [View Menu](#) [Login](#) [Register](#) English ▼

Register It's easy and always will be.

Max Trainer

training@hd.digital

.....

+49 [redacted]

Keep me up-to-date with offers by email.

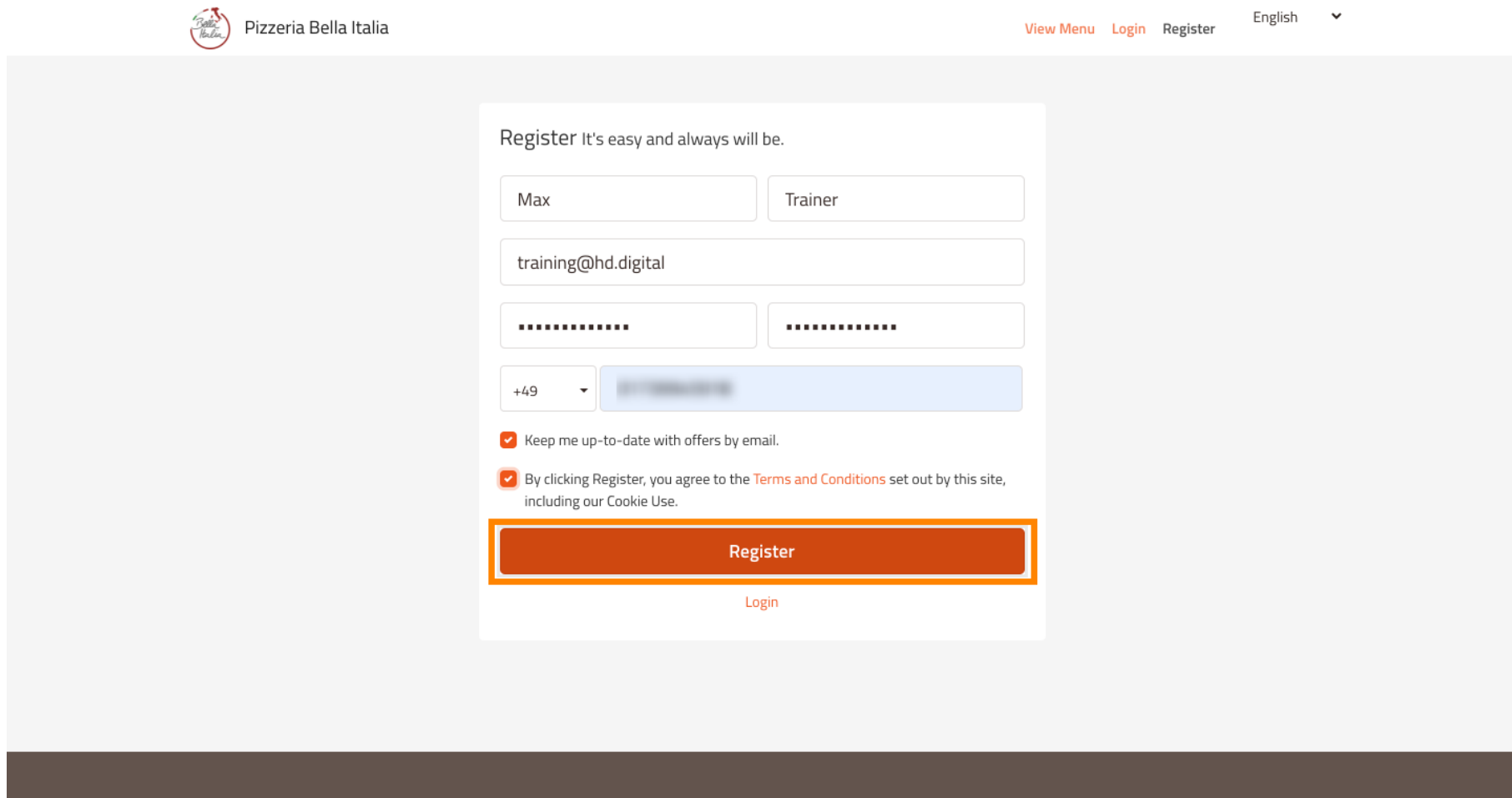
By clicking Register, you agree to the [Terms and Conditions](#) set out by this site, including our Cookie Use.

[Register](#)

[Login](#)

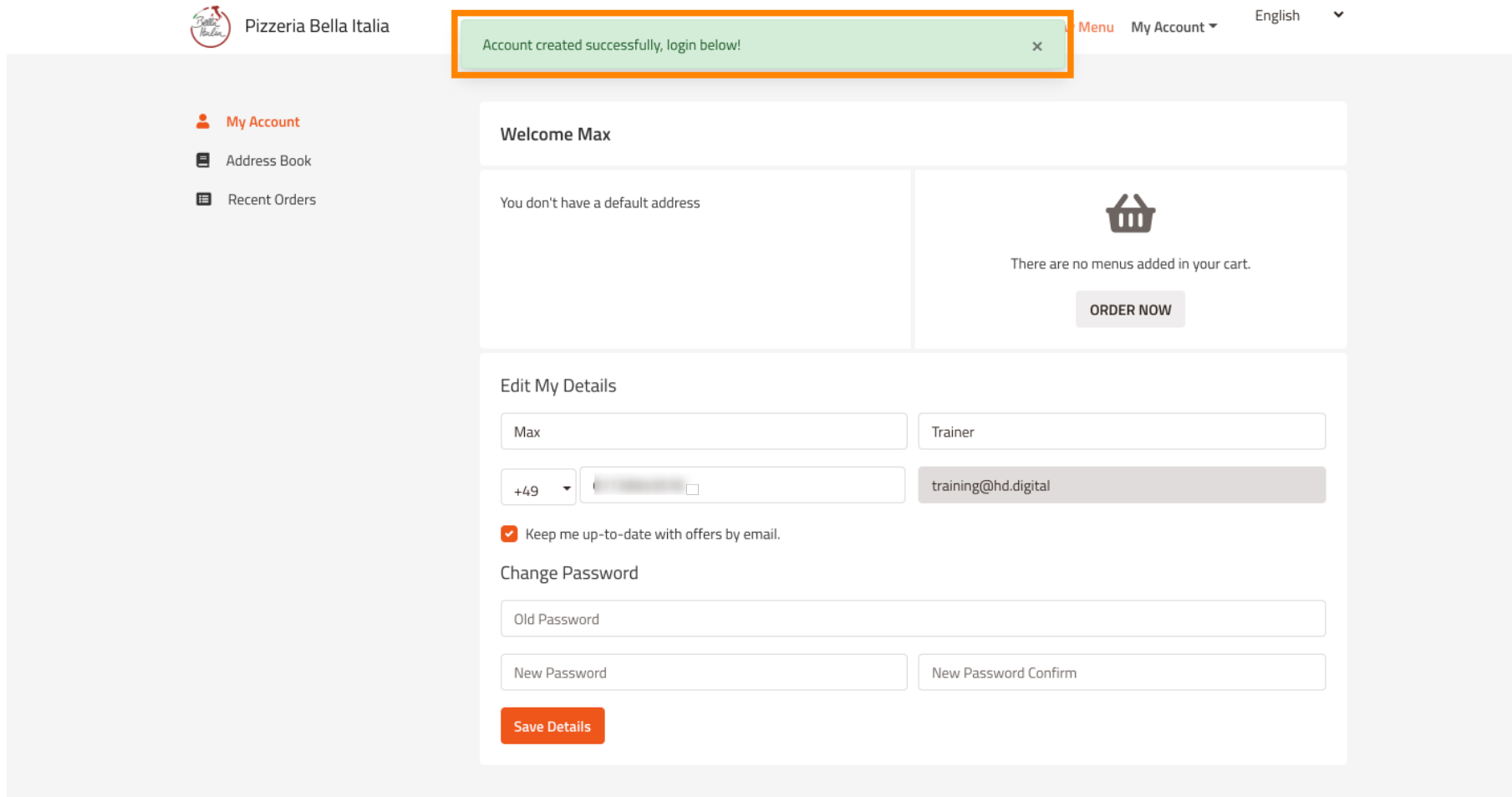


Kliknutím na **registraci** dokončíte proces.



The screenshot shows the registration page for Pizzeria Bella Italia. At the top left is the logo for Pizzeria Bella Italia. To the right are links for 'View Menu', 'Login', and 'Register', along with a language selector set to 'English'. The main content area features a registration form with the heading 'Register It's easy and always will be.' The form includes fields for a first name ('Max'), a last name ('Trainer'), an email address ('training@hd.digital'), and two password fields. Below these is a phone number field with a dropdown for the country code '+49'. There are two checked checkboxes: 'Keep me up-to-date with offers by email.' and 'By clicking Register, you agree to the Terms and Conditions set out by this site, including our Cookie Use.' At the bottom of the form is a prominent orange 'Register' button, which is highlighted with a red border in the image. Below the 'Register' button is a 'Login' link.

 A je to. Jste hotovi. Úspěšně jste vytvořili uživatelský účet .



The screenshot shows the user registration success page for Pizzeria Bella Italia. At the top left is the logo and name "Pizzeria Bella Italia". To the right, there is a navigation menu with "Menu", "My Account", and "English". A green notification box at the top center contains the message "Account created successfully, login below!". Below this, the main content area is divided into two columns. The left column contains a sidebar with "My Account", "Address Book", and "Recent Orders". The right column contains a "Welcome Max" message, a note about no default address, a cart icon with the text "There are no menus added in your cart." and an "ORDER NOW" button. Below the cart section is the "Edit My Details" form, which includes fields for name (Max), phone number (+49), email (training@hd.digital), and a checkbox for "Keep me up-to-date with offers by email.". At the bottom of the form is a "Save Details" button. Below the form is the "Change Password" section with fields for "Old Password", "New Password", and "New Password Confirm".