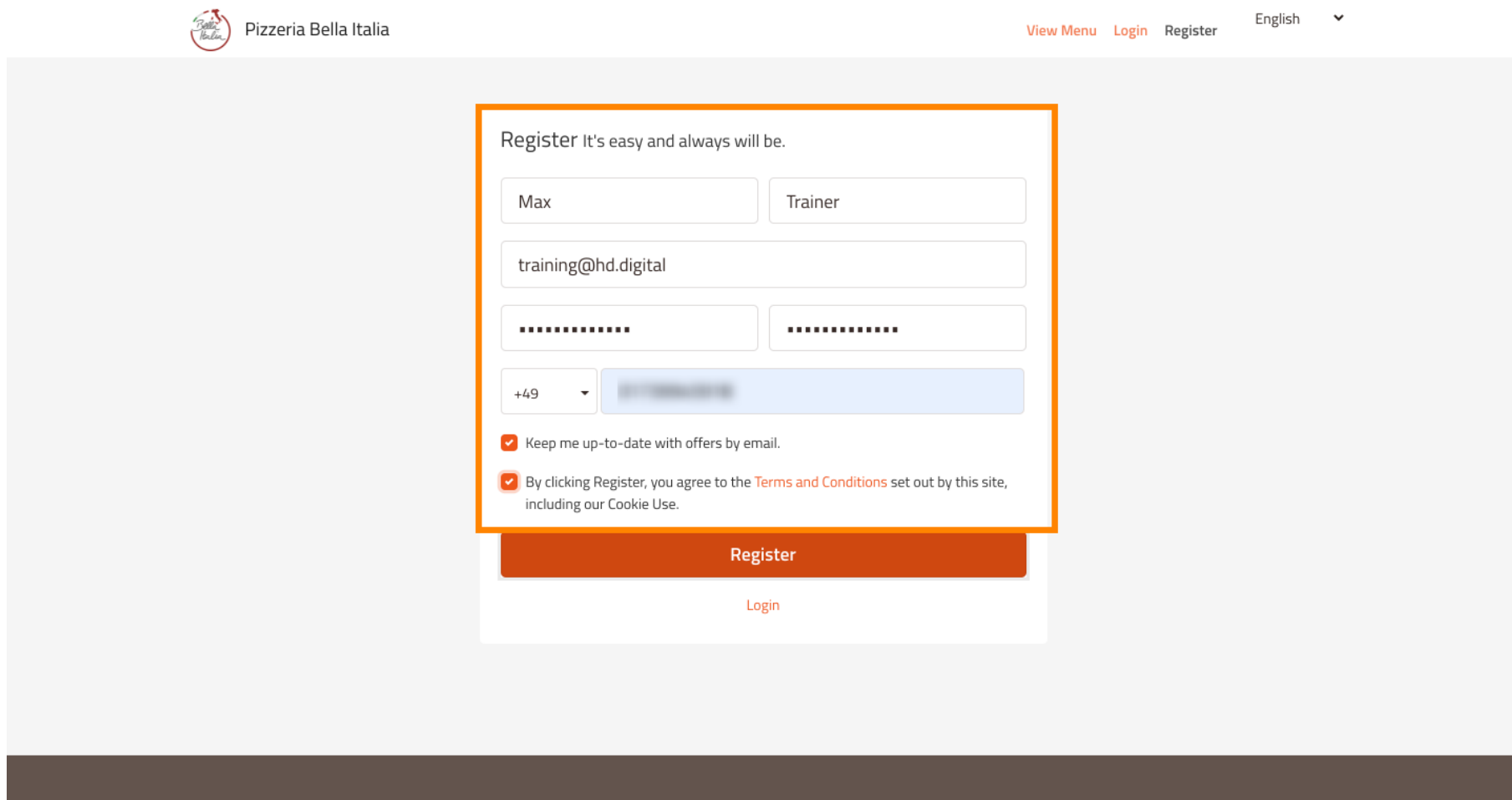




To registrate a user fill in the **required information**. **Note: Set the check mark for keep me up-to-date with offers by email if you want to be updated frequently. Also you to mark the terms and conditions to continue.**




The screenshot shows the registration page for Pizzeria Bella Italia. The page header includes the logo, the name "Pizzeria Bella Italia", and navigation links for "View Menu", "Login", "Register", and "English". The registration form is centered and contains the following fields and elements:

- Header: "Register It's easy and always will be."
- First Name: "Max"
- Last Name: "Trainer"
- Email: "training@hd.digital"
- Two password fields, both masked with "*****"
- Phone Number: "+49" followed by a masked number "0151123456789"
- Checkboxes:
 - Keep me up-to-date with offers by email.
 - By clicking Register, you agree to the [Terms and Conditions](#) set out by this site, including our [Cookie Use](#).
- Buttons: "Register" (orange) and "Login" (red)



Click on **register** to finish the process.



[View Menu](#) [Login](#) [Register](#)

English 

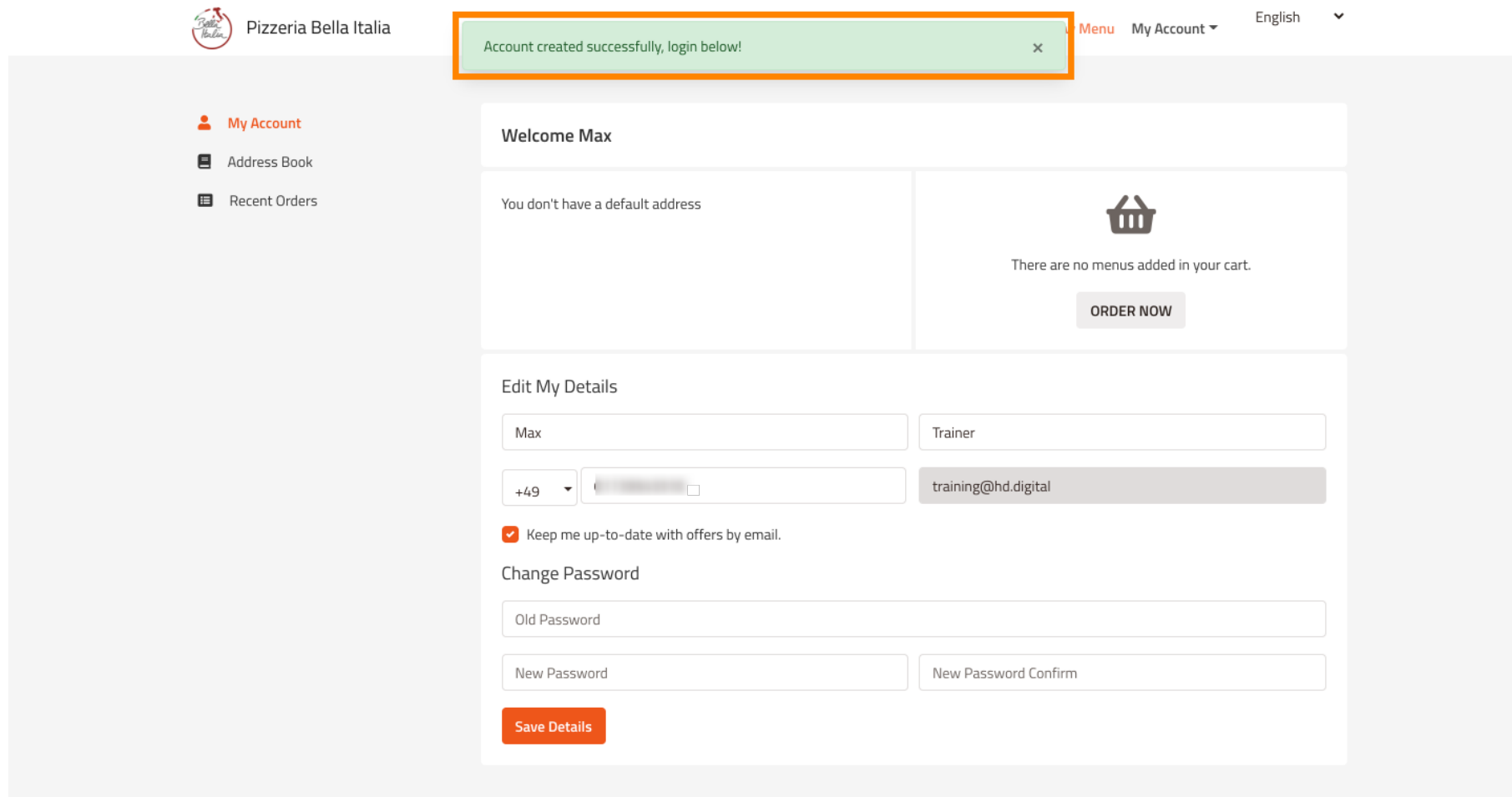
Register It's easy and always will be.

- Keep me up-to-date with offers by email.
- By clicking Register, you agree to the [Terms and Conditions](#) set out by this site, including our Cookie Use.

Register

[Login](#)

That's it. You're done. You successfully created a user **account**.



The screenshot shows the user registration confirmation page for Pizzeria Bella Italia. At the top left is the Pizzeria Bella Italia logo. To its right is a green notification banner with the text "Account created successfully, login below!" and a close button (X). Further right are navigation links for "Menu", "My Account", and "English". On the left side, there is a sidebar menu with "My Account" (highlighted in red), "Address Book", and "Recent Orders". The main content area is titled "Welcome Max" and contains two panels: "You don't have a default address" and a cart panel with a shopping basket icon, the text "There are no menus added in your cart.", and an "ORDER NOW" button. Below these panels is the "Edit My Details" section, which includes input fields for name (Max), phone number (+49), email (training@hd.digital), and a checked checkbox for "Keep me up-to-date with offers by email.". At the bottom of this section is a "Change Password" section with fields for "Old Password", "New Password", and "New Password Confirm", and a "Save Details" button.