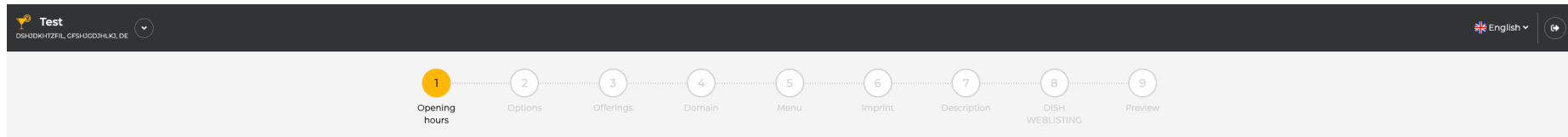




Configurarea începe cu **site-ul DISH - Expert**. Pentru a adăuga zile pentru care ar trebui să se aplice orele de deschidere, faceți clic pe **adăugare**. Notă: orele de deschidere din intrarea dvs. Compania mea pe Google sunt afișate dacă sunteți conectat.



## 🕒 Opening hours

We prefill your opening hours from Google if we find any matching. In the case of a prefill, please confirm that the opening hours are correct. Otherwise, please fill in with your corresponding opening hours.

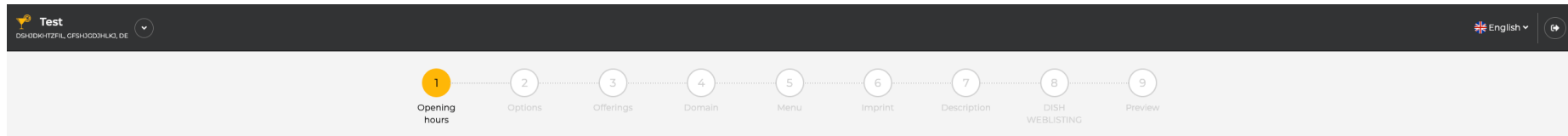
Would you like to add more days?

ADD

CONTINUE >



Alegeți **zilele lucrătoare** în care ar trebui să se aplice orele de deschidere.



## Opening hours

We prefill your opening hours from Google if we find any matching. In the case of a prefill, please confirm that the opening hours are correct. Otherwise, please fill in with your corresponding opening hours.

Day(s)

Mon, Tue, Wed, Thu, Fri

- Monday ✓
- Tuesday ✓
- Wednesday ✓
- Thursday ✓
- Friday ✓
- Saturday
- Sunday

Time

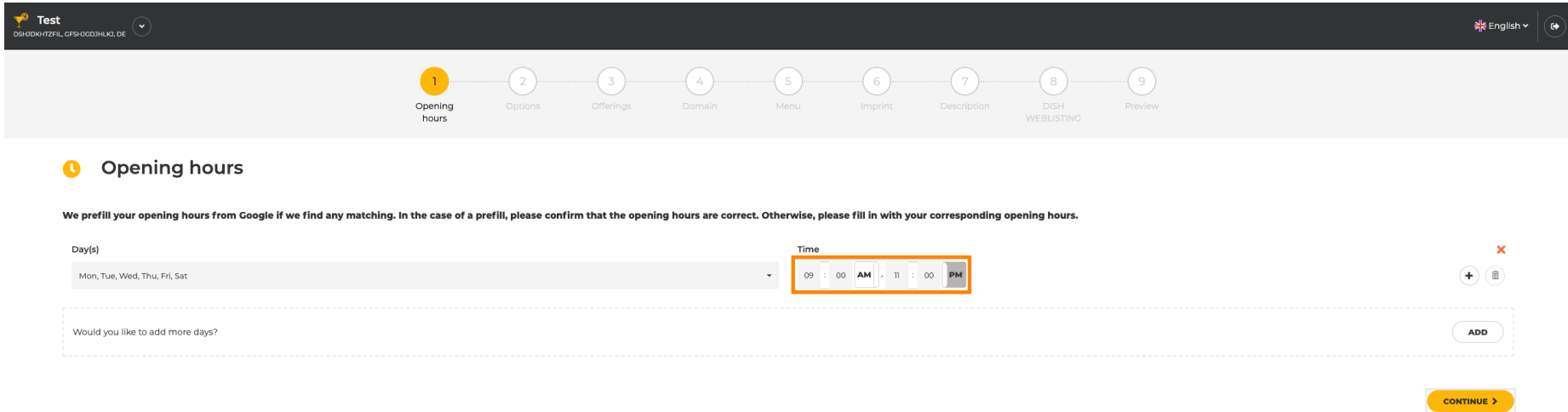
: AM - : AM

+ -

ADD

CONTINUE >

 Pentru a ajusta ora de începere și de sfârșit, ora de **editare**.



The screenshot shows the configuration interface for opening hours. At the top, there is a navigation bar with a progress indicator showing 9 steps: 1. Opening hours (highlighted), 2. Options, 3. Offerings, 4. Domain, 5. Menu, 6. Imprint, 7. Description, 8. DISH WEBLISTING, and 9. Preview. Below the navigation bar, the main heading is "Opening hours". A sub-heading reads: "We prefill your opening hours from Google if we find any matching. In the case of a prefill, please confirm that the opening hours are correct. Otherwise, please fill in with your corresponding opening hours." The form includes a "Day(s)" dropdown menu with "Mon, Tue, Wed, Thu, Fri, Sat" selected. To the right is a "Time" field with a digital clock showing "09 : 00 AM - 11 : 00 PM", which is highlighted with an orange border. There are plus and minus icons for adjusting the time. Below the time field is a dashed box containing the text "Would you like to add more days?" and an "ADD" button. At the bottom right of the form is a yellow "CONTINUE >" button.



Pot fi create ore de deschidere suplimentare pentru diferite zile lucrătoare sau perioade de timp. Faceți clic pe **adăugați**.

Test D9HDKH7ZFIL\_CFSHUGD3HLKJ\_DE English

1 Opening hours 2 Options 3 Offerings 4 Domain 5 Menu 6 Imprint 7 Description 8 DISH WEBLISTING 9 Preview

### Opening hours

We prefill your opening hours from Google if we find any matching. In the case of a prefill, please confirm that the opening hours are correct. Otherwise, please fill in with your corresponding opening hours.

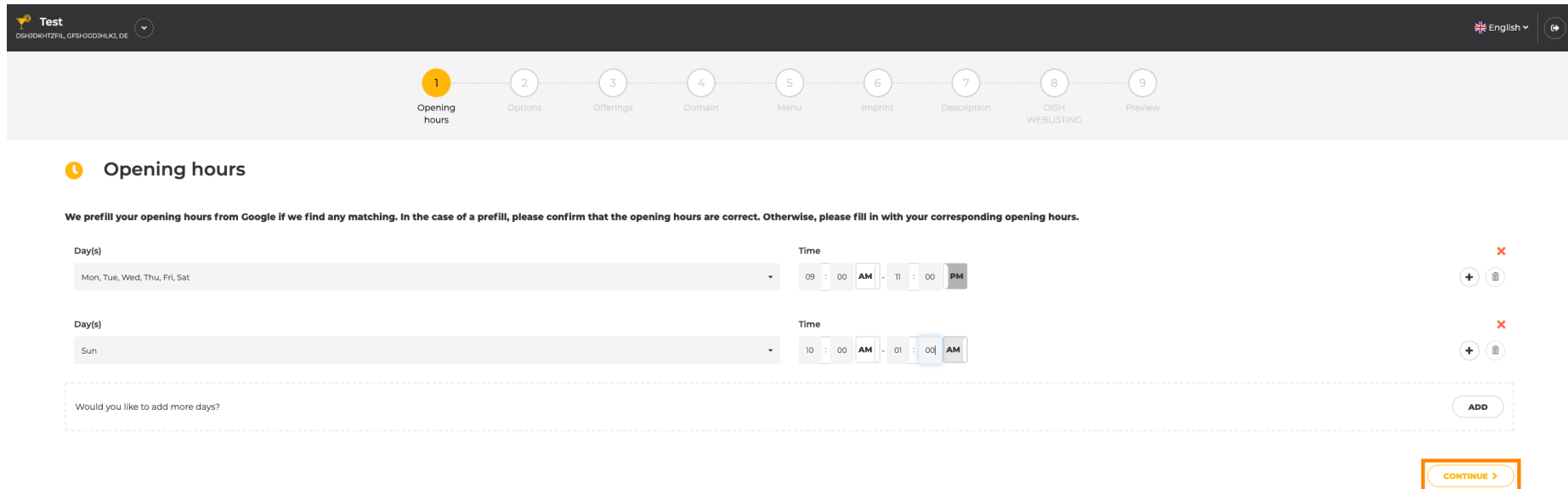
Day(s) Mon, Tue, Wed, Thu, Fri, Sat Time 09 : 00 AM - 11 : 00 PM + -

Would you like to add more days? ADD

CONTINUE >



Asta e. Ați terminat. Faceți clic pe **Continuare** pentru a intra în următorul pas de configurare.



**1** Opening hours

2 Options

3 Offerings

4 Domain

5 Menu

6 Imprint

7 Description

8 DISH WEBLISTING

9 Preview

**Opening hours**

We prefill your opening hours from Google if we find any matching. In the case of a prefill, please confirm that the opening hours are correct. Otherwise, please fill in with your corresponding opening hours.

Day(s) Time

Mon, Tue, Wed, Thu, Fri, Sat 09 : 00 AM - 11 : 00 PM

Day(s) Time

Sun 10 : 00 AM - 01 : 00 AM

Would you like to add more days?

ADD

CONTINUE >