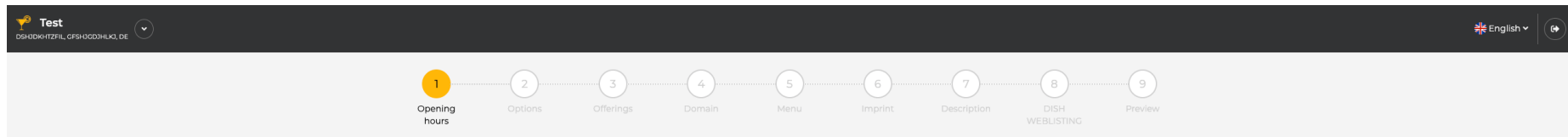




Налаштування починається з **веб-сайту DISH - Майстра**. Щоб додати дні, на які повинні застосовуватися години роботи, натисніть кнопку **додати**. Примітка. У разі підключення відображаються години роботи з вашого запису в Google Мій бізнес.



## Opening hours

We prefill your opening hours from Google if we find any matching. In the case of a prefill, please confirm that the opening hours are correct. Otherwise, please fill in with your corresponding opening hours.

Would you like to add more days?

**ADD**

CONTINUE >

Виберіть **робочі дні** , на які слід застосовувати графік роботи.

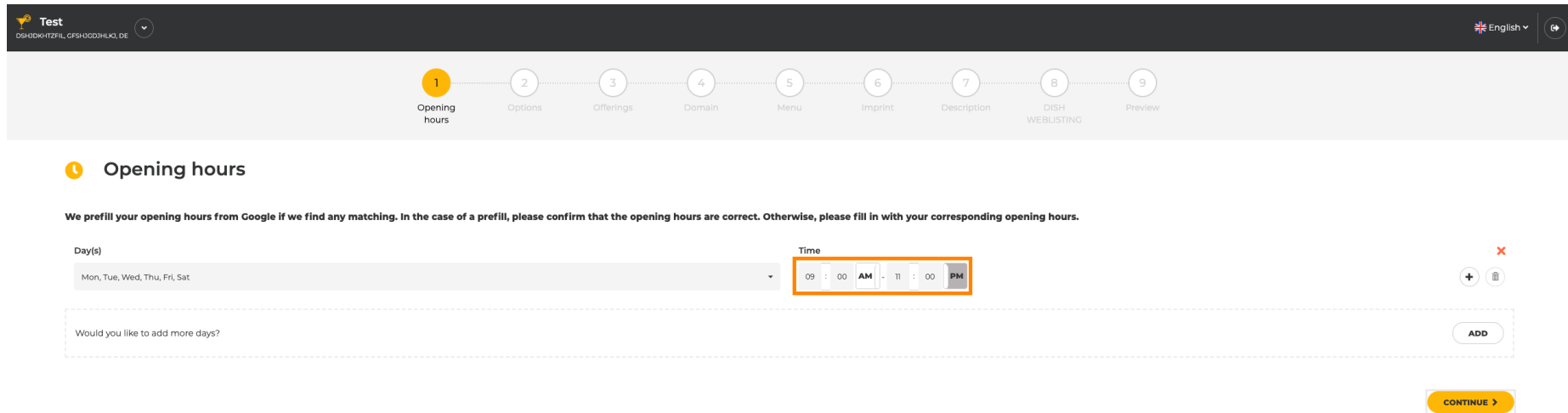
The screenshot shows a configuration interface for a website. At the top, there is a navigation bar with a 'Test' button and a language selector set to 'English'. Below this is a progress bar with nine steps: 1. Opening hours (highlighted in yellow), 2. Options, 3. Offerings, 4. Domain, 5. Menu, 6. Imprint, 7. Description, 8. DISH WEBLISTING, and 9. Preview.

The main section is titled 'Opening hours' and contains the following text: 'We prefill your opening hours from Google if we find any matching. In the case of a prefill, please confirm that the opening hours are correct. Otherwise, please fill in with your corresponding opening hours.'

There are two input fields: 'Day(s)' and 'Time'. The 'Day(s)' field is a dropdown menu currently showing 'Mon, Tue, Wed, Thu, Fri'. A list of days is visible below it, with checkmarks indicating selection: Monday, Tuesday, Wednesday, Thursday, Friday, Saturday, and Sunday. The 'Time' field is currently empty, showing 'AM' and 'AM'.

On the right side, there are buttons for '+', 'x', and 'ADD'. At the bottom right, there is a 'CONTINUE >' button.

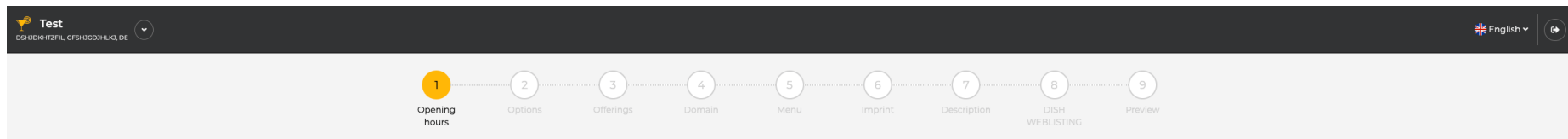
Щоб налаштувати час початку та закінчення, відредагуйте **час**.



The screenshot shows the 'Opening hours' configuration screen in the DISH web editor. At the top, a progress bar indicates the current step is '1 Opening hours', with other steps like 'Options', 'Offerings', 'Domain', 'Menu', 'Imprint', 'Description', 'DISH WEBLISTING', and 'Preview' following. Below the progress bar, the 'Opening hours' section is active. It features a dropdown menu for 'Day(s)' currently set to 'Mon, Tue, Wed, Thu, Fri, Sat'. To the right, a time selection interface is shown with '09 : 00 AM' and '11 : 00 PM' highlighted in an orange box. Below the time selection, there is a dashed box containing the text 'Would you like to add more days?' and an 'ADD' button. At the bottom right of the form, there is a yellow 'CONTINUE >' button. The top right corner of the editor shows 'English' and a home icon.



Можна створити додатковий час роботи для різних днів тижня або періодів часу. Натисніть **додати**.



## Opening hours

We prefill your opening hours from Google if we find any matching. In the case of a prefill, please confirm that the opening hours are correct. Otherwise, please fill in with your corresponding opening hours.

Day(s)

Mon, Tue, Wed, Thu, Fri, Sat

Time

09 : 00 AM - 11 : 00 PM



Would you like to add more days?

ADD

CONTINUE >



Це воно. Ви закінчили. Натисніть «**Продовжити**», щоб перейти до наступного кроку налаштування.

Test D8HDKH7ZFL\_CFSHUGD3HLKI\_DE English

1 Opening hours 2 Options 3 Offerings 4 Domain 5 Menu 6 Imprint 7 Description 8 DISH WEBLISTING 9 Preview

### Opening hours

We prefill your opening hours from Google if we find any matching. In the case of a prefill, please confirm that the opening hours are correct. Otherwise, please fill in with your corresponding opening hours.

Day(s)	Time	
Mon, Tue, Wed, Thu, Fri, Sat	09 : 00 AM - 11 : 00 PM	+ - X
Sun	10 : 00 AM - 01 : 00 AM	+ - X

Would you like to add more days? ADD

**CONTINUE >**