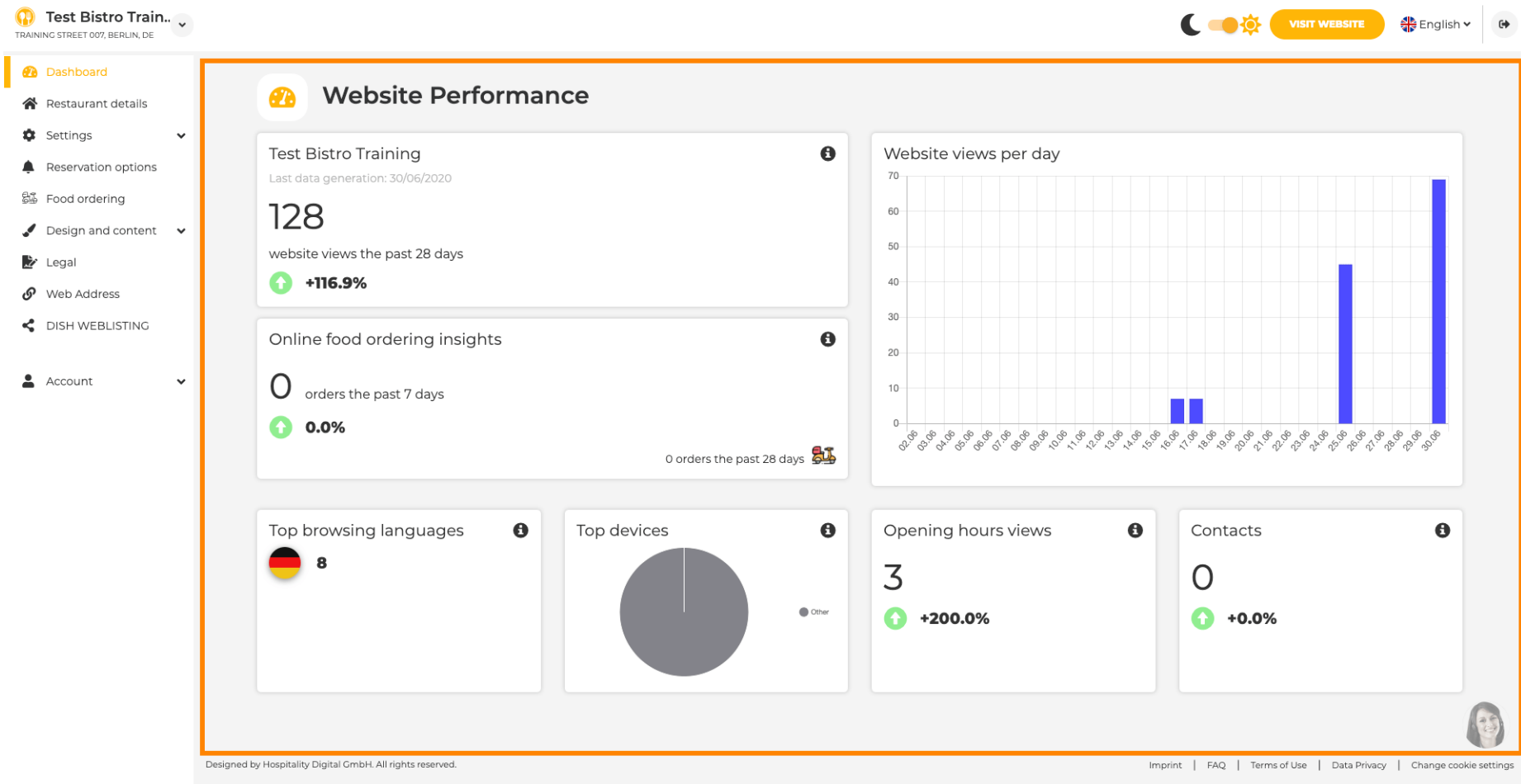










The **Dashboard** provides an overview of the traffic on the website. These statistics are very helpful for further analytics.
















On **restaurant details** the contact data of the establishment can be edited. Further, the **social media accounts** of the establishment can be linked.



**Test Bistro Train..**
  
TRAINING STREET 007, BERLIN, DE




**VISIT WEBSITE**

English


 Dashboard
  **Restaurant details**
 Settings
  Reservation options
  Food ordering
  Design and content
  Legal
  Web Address
  DISH WEBLISTING
  Account


**Address & contact details**

By unchecking this box the establishment name will not be shown over your cover image anymore. This makes sense, when your cover image includes your establishment name already.

**Name\***  


**Street\***

**Additional**


**ZIP code\***


**City\***

**Country**


 **SAVE**

The phone number and email address will be used by your guests to communicate with you. By clicking on the checkboxes, they will be displayed on your website.


**Phone\***   


**E-mail\***  


A contact form provides customers a more convenient way to write you a message. Additionally, customers can contact you even when you disabled the public display of your email address.


 **Show a contact form on the website**


**E-mail language\***


**Social network links**



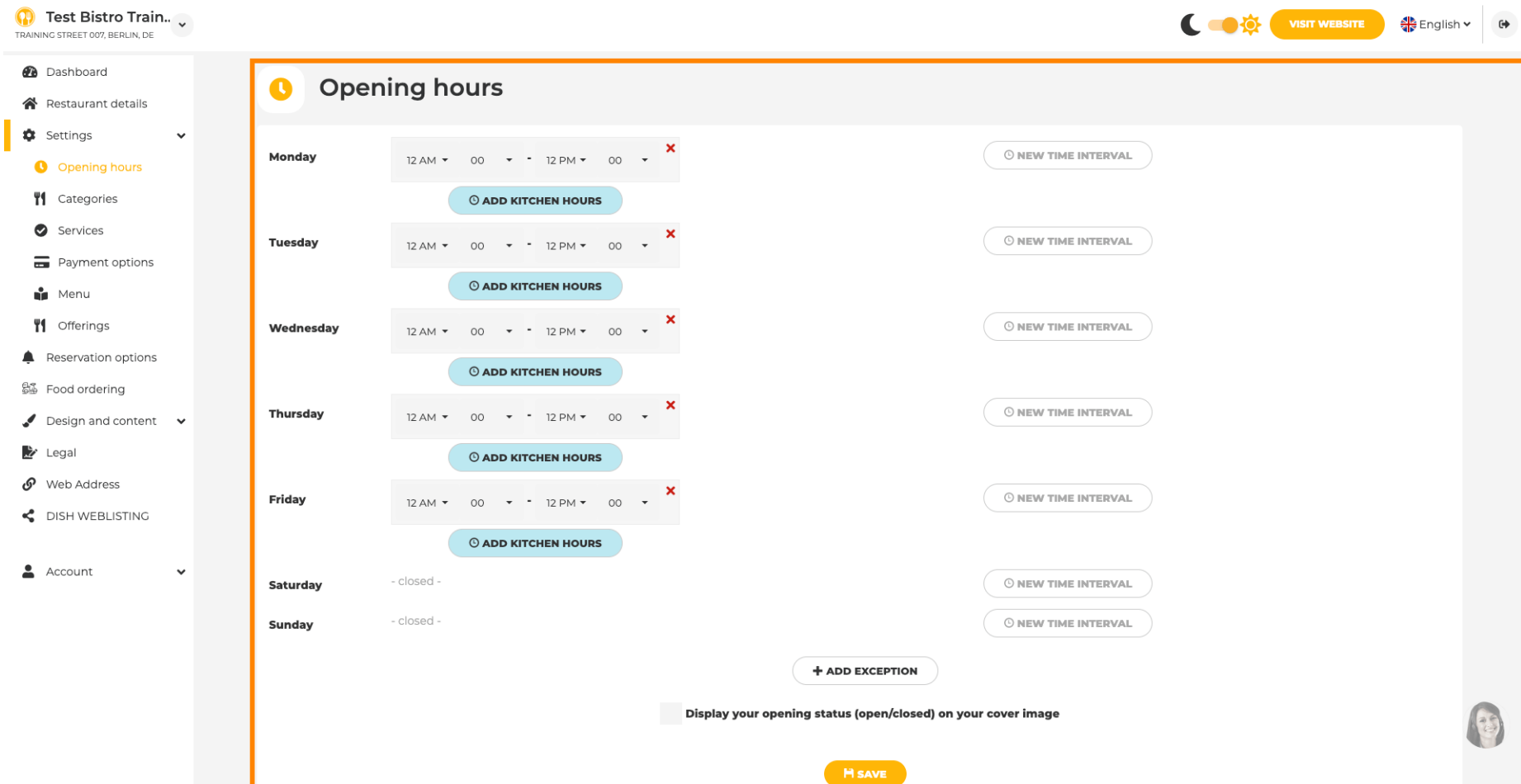
 **REMOVE**

 **ADD LINK**

 **SAVE**



On **opening hours** you can edit the opening hours. Further, you can add different **kitchen hours** and special **exceptions** for e.g. holidays.



The screenshot shows the DISH Professional Administration panel for "Test Bistro Train..". The left sidebar contains a menu with options: Dashboard, Restaurant details, Settings (expanded), Opening hours (selected), Categories, Services, Payment options, Menu, Offerings, Reservation options, Food ordering, Design and content, Legal, Web Address, DISH WEBLISTING, and Account. The main content area is titled "Opening hours" and displays a table for editing opening hours for each day of the week. Each day has a time interval selector (12 AM to 12 PM), a button to "ADD KITCHEN HOURS", and a button to "NEW TIME INTERVAL". The days are: Monday, Tuesday, Wednesday, Thursday, Friday, Saturday, and Sunday. Saturday and Sunday are marked as "- closed -". At the bottom, there is a button to "ADD EXCEPTION" and a checkbox to "Display your opening status (open/closed) on your cover image". A "SAVE" button is at the bottom right. The top right of the panel includes a "VISIT WEBSITE" button, a language selector (English), and a user profile icon.

Day	Opening Hours	Kitchen Hours	Time Interval
Monday	12 AM - 12 PM	ADD KITCHEN HOURS	NEW TIME INTERVAL
Tuesday	12 AM - 12 PM	ADD KITCHEN HOURS	NEW TIME INTERVAL
Wednesday	12 AM - 12 PM	ADD KITCHEN HOURS	NEW TIME INTERVAL
Thursday	12 AM - 12 PM	ADD KITCHEN HOURS	NEW TIME INTERVAL
Friday	12 AM - 12 PM	ADD KITCHEN HOURS	NEW TIME INTERVAL
Saturday	- closed -		NEW TIME INTERVAL
Sunday	- closed -		NEW TIME INTERVAL


ADD EXCEPTION




Display your opening status (open/closed) on your cover image


SAVE




On **categories** you can change the business category. **Note: Any changes will impact changes on offerings & services as well.**


**Test Bistro Train..**  
TRAINING STREET 007, BERLIN, DE




**VISIT WEBSITE**




















English




- Dashboard
- Restaurant details
- Settings
- Opening hours
- Categories**
- Services
- Payment options
- Menu
- Offerings
- Reservation options
- Food ordering
- Design and content
- Legal
- Web Address
- DISH WEBLISTING
- Account

## Business category

Your establishment type helps enhance your website options and optimises the visibility of your website on web search engines. By changing your establishment type, some category-specific offerings and services may be deleted and others may appear.

 <b>Bakery</b>	 <b>Bar</b>	 <b>Bistro</b>	 <b>Butcher</b>	 <b>Café</b>	 <b>Canteen</b>	 <b>Catering</b>	 <b>Confectionery</b>	 <b>Cooking school</b>
 <b>Crêperie</b>	 <b>Diner</b>	 <b>Foodtruck</b>	 <b>Heuriger</b>	 <b>Hotel</b>	 <b>Kiosk</b>	 <b>Nightclub</b>	 <b>Restaurant</b>	 <b>Shisha lounge</b>

**SAVE**







Designed by Hospitality Digital GmbH. All rights reserved.


[Imprint](#) | 
 [FAQ](#) | 
 [Terms of Use](#) | 
 [Data Privacy](#) | 
 [Change cookie settings](#)




















On **services** you can change or add the establishment services. They have impact on web search engines visibility.


**Test Bistro Train..**  
TRAINING STREET 007, BERLIN, DE




[VISIT WEBSITE](#)





















English




-  Dashboard
-  Restaurant details
-  Settings
  -  Opening hours
  -  Categories
  -  **Services**
  -  Payment options
  -  Menu
  -  Offerings
-  Reservation options
-  Food ordering
-  Design and content
  -  Legal
  -  Web Address
  -  DISH WEBLISTING
-  Account

## Services


Your services will be displayed on the generated website as icons. This will help your visitors understand which services are available in your establishment and will optimise visibility of your website on web search engines.

 <b>Accessible</b> <input checked="" type="checkbox"/>	 <b>Air conditioning</b> <input checked="" type="checkbox"/>	 <b>Buffet</b> <input type="checkbox"/>	 <b>Catering</b> <input type="checkbox"/>	 <b>Delivery</b> <input type="checkbox"/>	 <b>Free Wifi</b> <input type="checkbox"/>	 <b>Heated terrace</b> <input type="checkbox"/>	 <b>Kid's corner</b> <input type="checkbox"/>	 <b>Outside seating</b> <input type="checkbox"/>
 <b>Paid Wifi</b> <input type="checkbox"/>	 <b>Pets allowed</b> <input type="checkbox"/>	 <b>Private events</b> <input type="checkbox"/>	 <b>Rooftop Bar</b> <input type="checkbox"/>	 <b>Room service</b> <input type="checkbox"/>	 <b>Self parking</b> <input checked="" type="checkbox"/>	 <b>Smoking area</b> <input type="checkbox"/>	 <b>Takeaway</b> <input type="checkbox"/>	 <b>Valet parking</b> <input type="checkbox"/>
 <b>Wedding receptions</b> <input type="checkbox"/>								

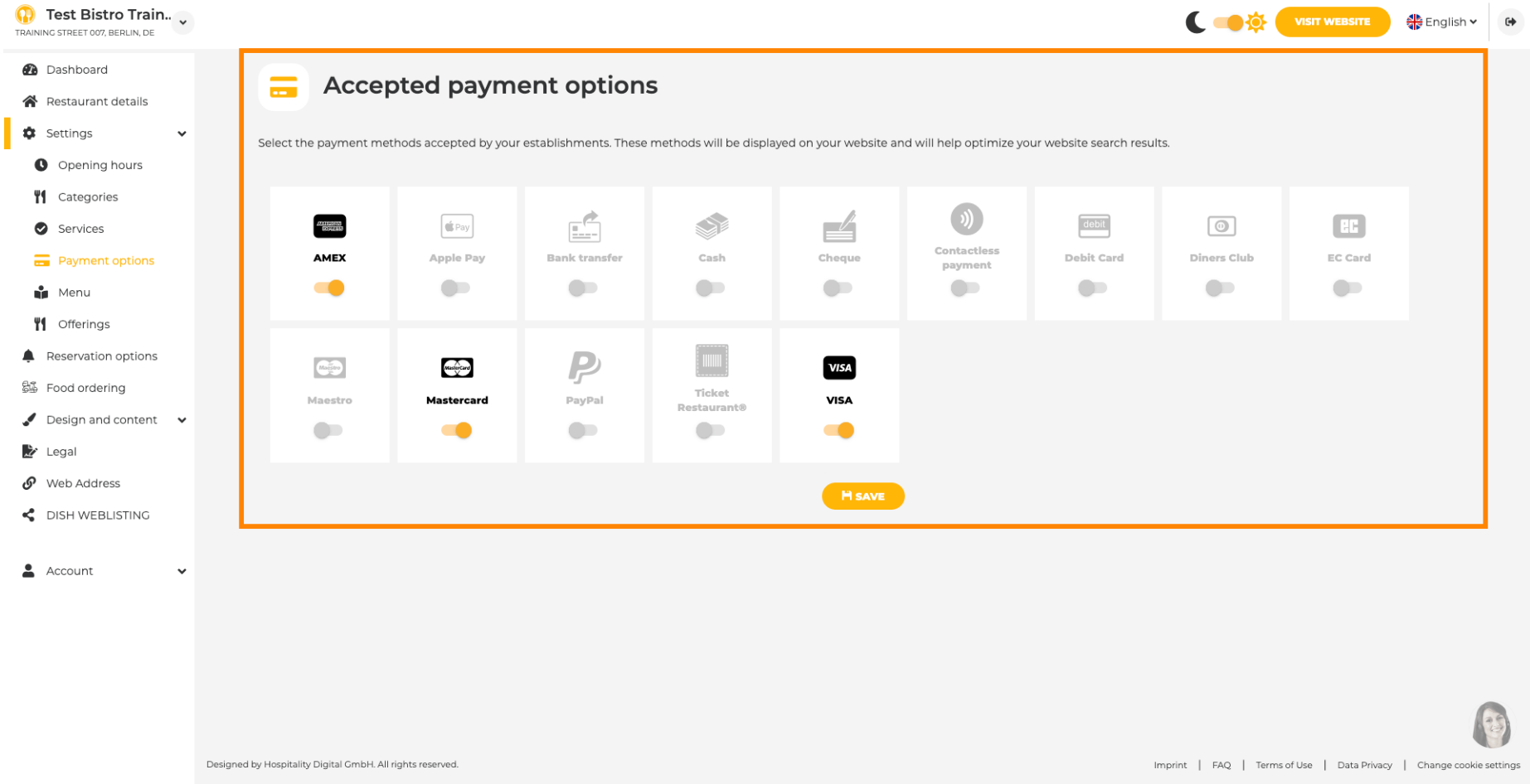

**SAVE**

Designed by Hospitality Digital GmbH. All rights reserved.

[Imprint](#)
[FAQ](#)
[Terms of Use](#)
[Data Privacy](#)
[Change cookie settings](#)



On **payment options** you can enable or disable payment options.



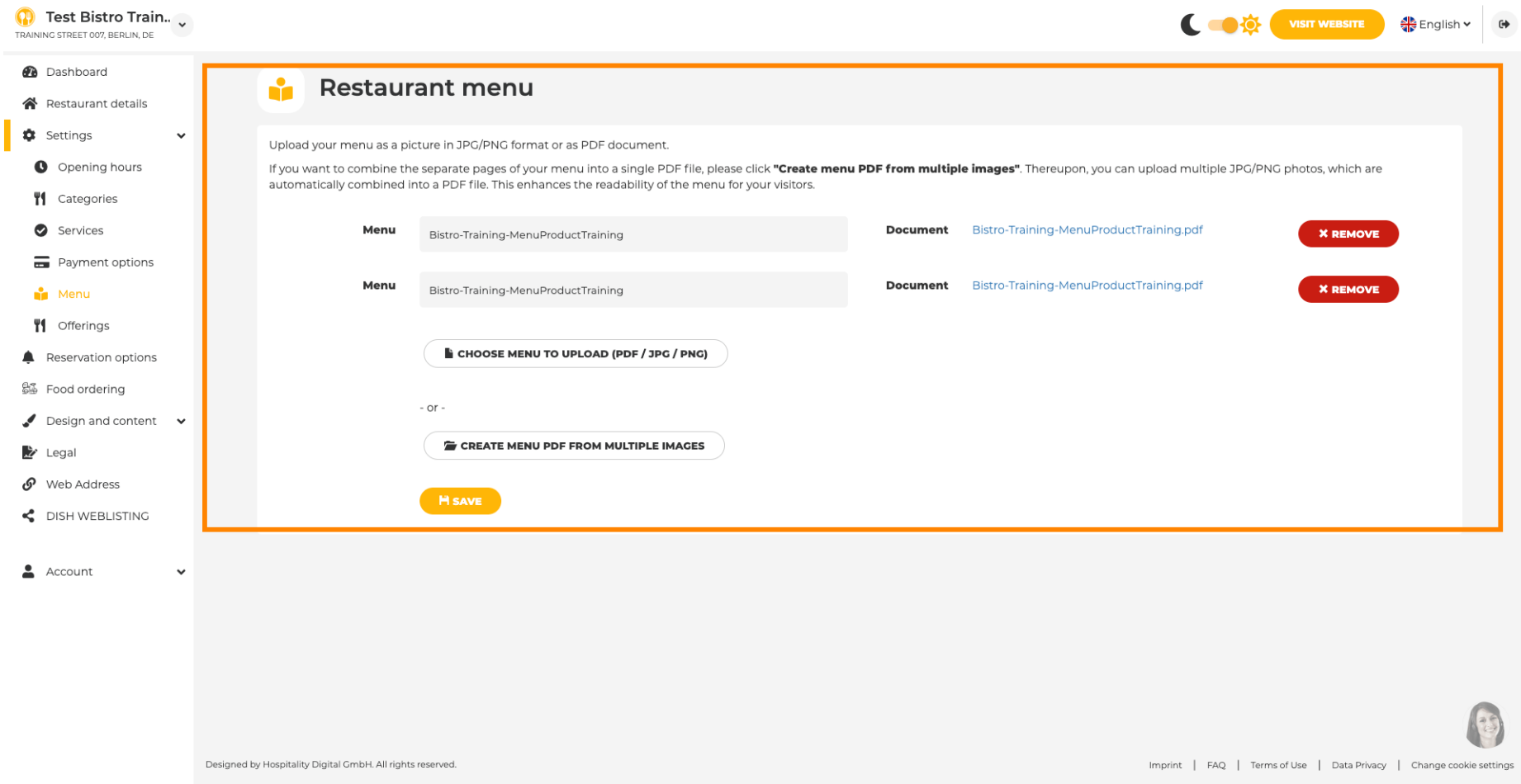
The screenshot shows the DISH Professional Administration panel for 'Test Bistro Train..'. The left sidebar contains a menu with options: Dashboard, Restaurant details, Settings (expanded), Opening hours, Categories, Services, **Payment options** (highlighted), Menu, Offerings, Reservation options, Food ordering, Design and content, Legal, Web Address, DISH WEBLISTING, and Account. The main content area is titled 'Accepted payment options' and includes a description: 'Select the payment methods accepted by your establishments. These methods will be displayed on your website and will help optimize your website search results.' Below this, there are 10 payment method cards, each with a logo and a toggle switch:

Payment Method	Status
AMEX	Enabled (Orange)
Apple Pay	Disabled (Grey)
Bank transfer	Disabled (Grey)
Cash	Disabled (Grey)
Cheque	Disabled (Grey)
Contactless payment	Disabled (Grey)
Debit Card	Disabled (Grey)
Diners Club	Disabled (Grey)
EC Card	Disabled (Grey)
Maestro	Disabled (Grey)
Mastercard	Enabled (Orange)
PayPal	Disabled (Grey)
Ticket Restaurant®	Disabled (Grey)
VISA	Enabled (Orange)

At the bottom right of the payment options section is a yellow 'SAVE' button. The footer of the panel includes the text 'Designed by Hospitality Digital GmbH. All rights reserved.' and a list of links: Imprint, FAQ, Terms of Use, Data Privacy, and Change cookie settings. A user profile picture is visible in the bottom right corner.



On **menu** you can add a new menu to the website. Just upload a document or create a pdf from images.



The screenshot displays the DISH Professional Administration panel. The top navigation bar includes the user profile 'Test Bistro Train..' with the address 'TRAINING STREET 007, BERLIN, DE', a 'VISIT WEBSITE' button, and a language selector set to 'English'. The left sidebar lists various settings: Dashboard, Restaurant details, Settings (highlighted), Opening hours, Categories, Services, Payment options, Menu, Offerings, Reservation options, Food ordering, Design and content, Legal, Web Address, DISH WEBLISTING, and Account.


The main content area is titled 'Restaurant menu'. It provides instructions: 'Upload your menu as a picture in JPG/PNG format or as PDF document. If you want to combine the separate pages of your menu into a single PDF file, please click "Create menu PDF from multiple images". Thereupon, you can upload multiple JPG/PNG photos, which are automatically combined into a PDF file. This enhances the readability of the menu for your visitors.'




Below the instructions, there are two rows of menu items, each with a 'Menu' name and a 'Document' link, both labeled 'Bistro-Training-MenuProductTraining.pdf'. Each row has a red 'X REMOVE' button. Below these rows are two buttons: 'CHOOSE MENU TO UPLOAD (PDF / JPG / PNG)' and 'CREATE MENU PDF FROM MULTIPLE IMAGES'. At the bottom of this section is a yellow 'SAVE' button.


The footer of the panel includes the text 'Designed by Hospitality Digital GmbH. All rights reserved.' and a row of links: 'Imprint', 'FAQ', 'Terms of Use', 'Data Privacy', and 'Change cookie settings'. A small profile picture of a woman is also visible in the bottom right corner.




















On **offerings** you can edit the types of cuisine and other general offers. **Note: Select your main cuisine wisely as this will impact the automated text & the results of search engines.**



**Test Bistro Train..**
  
TRAINING STREET 007, BERLIN, DE




[VISIT WEBSITE](#)


English



-  Dashboard
-  Restaurant details
-  Settings
-  Opening hours
-  Categories
-  Services
-  Payment options
-  Menu
-  **Offerings**
-  Reservation options
-  Food ordering
-  Design and content
-  Legal
-  Web Address
-  DISH WEBLISTING
-  Account


**Your offerings**

### Main Cuisine

Select your "main" food offering/cuisine type below. It will be used to generate automatic text and titles for your website, for better search engine optimization (SEO). By doing this, online searchers and diners can find your website easily for your specialty, help you to improve guest satisfaction and gain a loyal following.

Select your main cuisine type

Austrian

SAVE

### Types of Cuisines

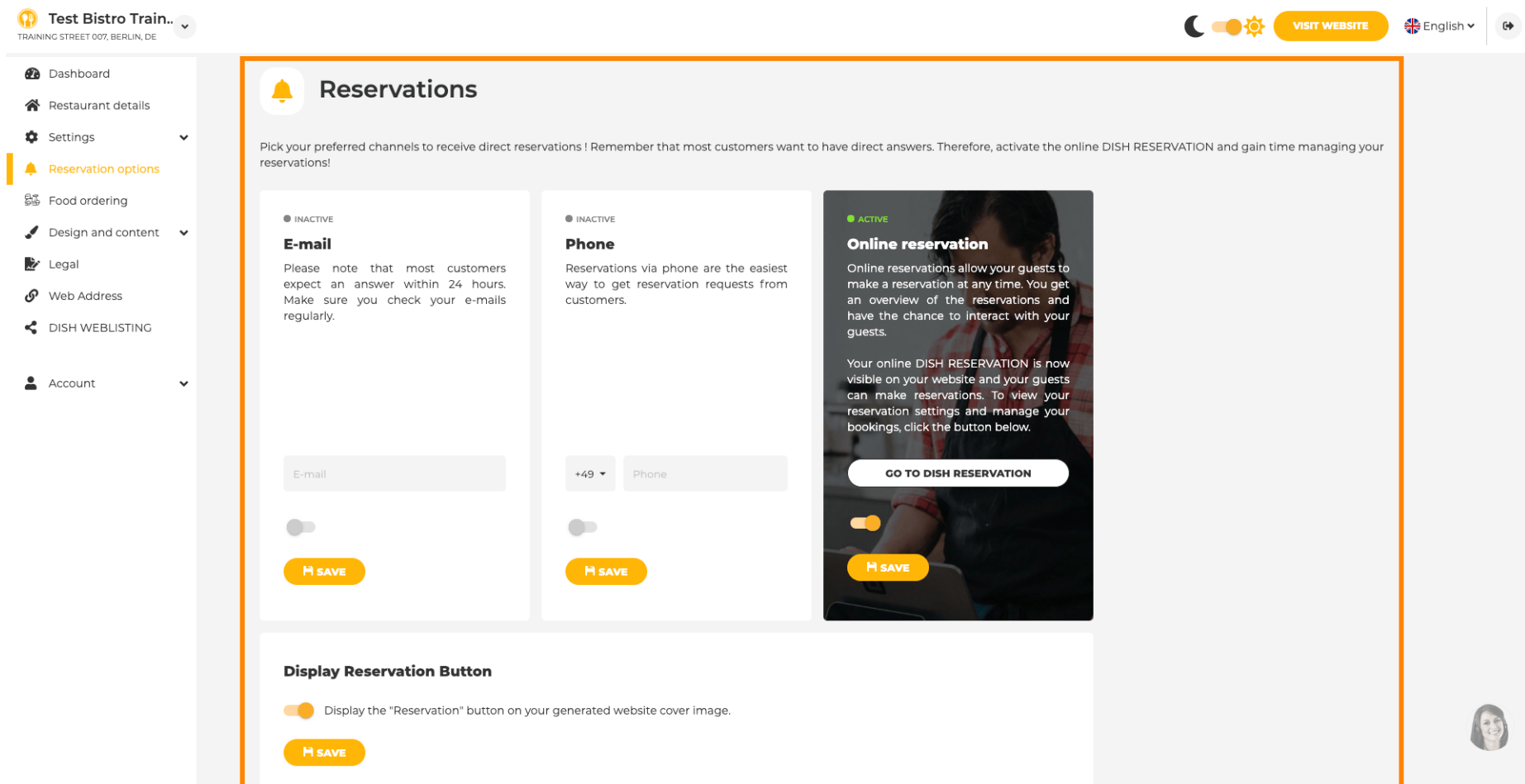
<input type="checkbox"/> Afghan	<input type="checkbox"/> African	<input type="checkbox"/> American	<input type="checkbox"/> Arabian	<input type="checkbox"/> Argentinean
<input type="checkbox"/> Armenian	<input type="checkbox"/> Asian	<input checked="" type="checkbox"/> Austrian	<input type="checkbox"/> Azerbaijani	<input type="checkbox"/> Belgian
<input type="checkbox"/> Brazilian	<input type="checkbox"/> British	<input type="checkbox"/> Chinese	<input type="checkbox"/> Colombian	<input type="checkbox"/> Corsican
<input type="checkbox"/> Croatian	<input type="checkbox"/> Cuban	<input type="checkbox"/> Czech	<input type="checkbox"/> Dutch	<input type="checkbox"/> French
<input type="checkbox"/> Georgian	<input type="checkbox"/> German	<input type="checkbox"/> Greek	<input type="checkbox"/> Hungarian	<input type="checkbox"/> Indian
<input type="checkbox"/> Israeli	<input type="checkbox"/> Italian	<input type="checkbox"/> Japanese	<input type="checkbox"/> Korean	<input type="checkbox"/> Lebanese
<input type="checkbox"/> Mediterranean	<input type="checkbox"/> Mexican	<input type="checkbox"/> Middle-Asian	<input type="checkbox"/> Mongolian	<input type="checkbox"/> Moroccan
<input type="checkbox"/> Oriental	<input type="checkbox"/> Persian	<input type="checkbox"/> Peruvian	<input type="checkbox"/> Polish	<input type="checkbox"/> Portuguese
<input type="checkbox"/> Russian	<input type="checkbox"/> South American	<input type="checkbox"/> Spanish	<input type="checkbox"/> Thai	<input type="checkbox"/> Turkish
<input type="checkbox"/> Ukrainian	<input type="checkbox"/> Vietnamese			

### Dietary Specialities





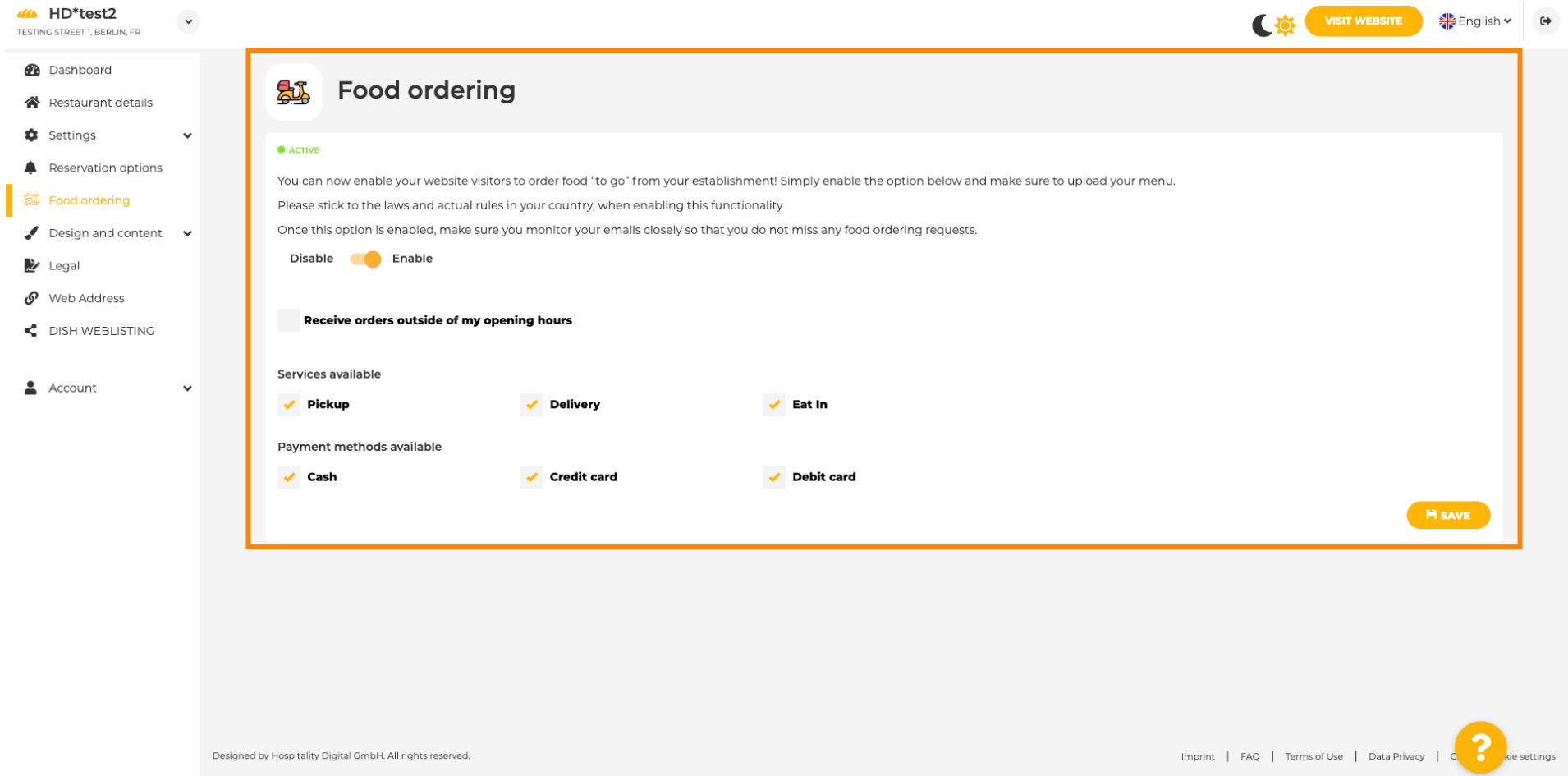
On **reservations** you can select the preferred options to receive reservations through the website. You can order or activate the HD reservation tool here. Further, you can activate the reservation button on the cover image.



The screenshot shows the 'Reservations' section of the DISH Professional Administration panel. The left sidebar contains a menu with options: Dashboard, Restaurant details, Settings, Reservation options (highlighted), Food ordering, Design and content, Legal, Web Address, DISH WEBLISTING, and Account. The main content area is titled 'Reservations' and includes a notification: 'Pick your preferred channels to receive direct reservations! Remember that most customers want to have direct answers. Therefore, activate the online DISH RESERVATION and gain time managing your reservations!'. There are three main settings cards: 'E-mail' (inactive), 'Phone' (inactive), and 'Online reservation' (active). Each card has a description, a status indicator, a toggle switch, and a 'SAVE' button. The 'Online reservation' card also features a 'GO TO DISH RESERVATION' button. At the bottom, there is a 'Display Reservation Button' section with a toggle switch and a 'SAVE' button. The top right of the panel shows a 'VISIT WEBSITE' button and a language selector set to 'English'.



On **food ordering** you can disable or enable an order form for takeaway orders. **Note: This feature will be available after a menu is uploaded to the website.**



The screenshot shows the DISH Professional administration panel for a restaurant named "HD\*test2" located at "TESTING STREET 1, BERLIN, FR". The left sidebar contains a menu with options: Dashboard, Restaurant details, Settings, Reservation options, **Food ordering** (highlighted), Design and content, Legal, Web Address, DISH WEBLISTING, and Account. The main content area is titled "Food ordering" and features a toggle switch set to "Enable". Below this, there is a section "Receive orders outside of my opening hours" and two sections for services and payment methods available. The "Services available" section includes checkboxes for "Pickup", "Delivery", and "Eat in", all of which are checked. The "Payment methods available" section includes checkboxes for "Cash", "Credit card", and "Debit card", all of which are checked. A "SAVE" button is located at the bottom right of the settings area. The footer of the page includes the text "Designed by Hospitality Digital GmbH. All rights reserved." and a row of links: Imprint, FAQ, Terms of Use, Data Privacy, and a question mark icon for cookie settings.

**Food ordering**

● ACTIVE

You can now enable your website visitors to order food "to go" from your establishment! Simply enable the option below and make sure to upload your menu.

Please stick to the laws and actual rules in your country, when enabling this functionality

Once this option is enabled, make sure you monitor your emails closely so that you do not miss any food ordering requests.

Disable ☒ Enable

**Receive orders outside of my opening hours**

Services available


☒ Pickup ☒ Delivery ☒ Eat in

Payment methods available

☒ Cash ☒ Credit card ☒ Debit card

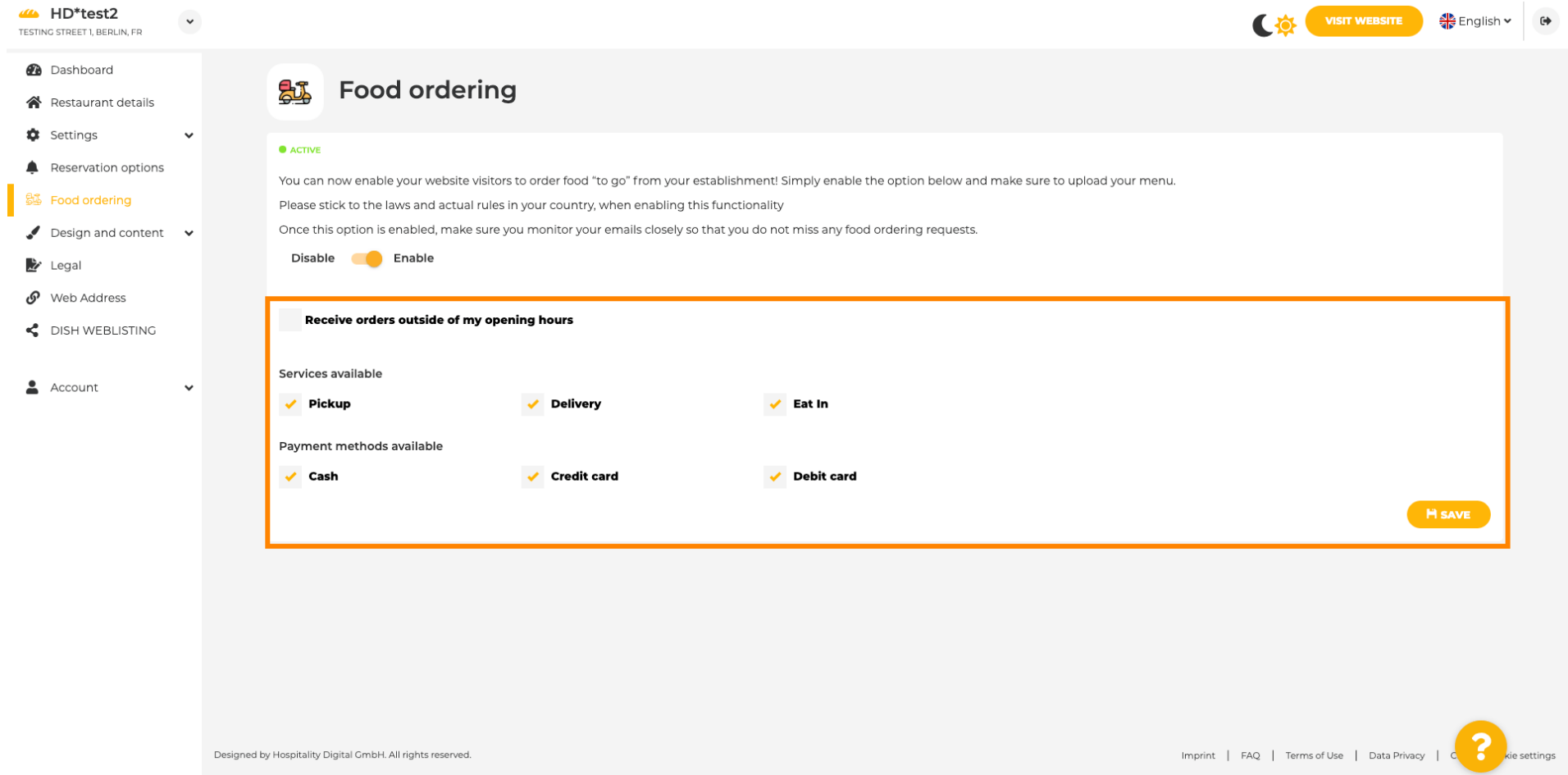
**SAVE**

Designed by Hospitality Digital GmbH. All rights reserved.

Imprint | FAQ | Terms of Use | Data Privacy |  cookie settings

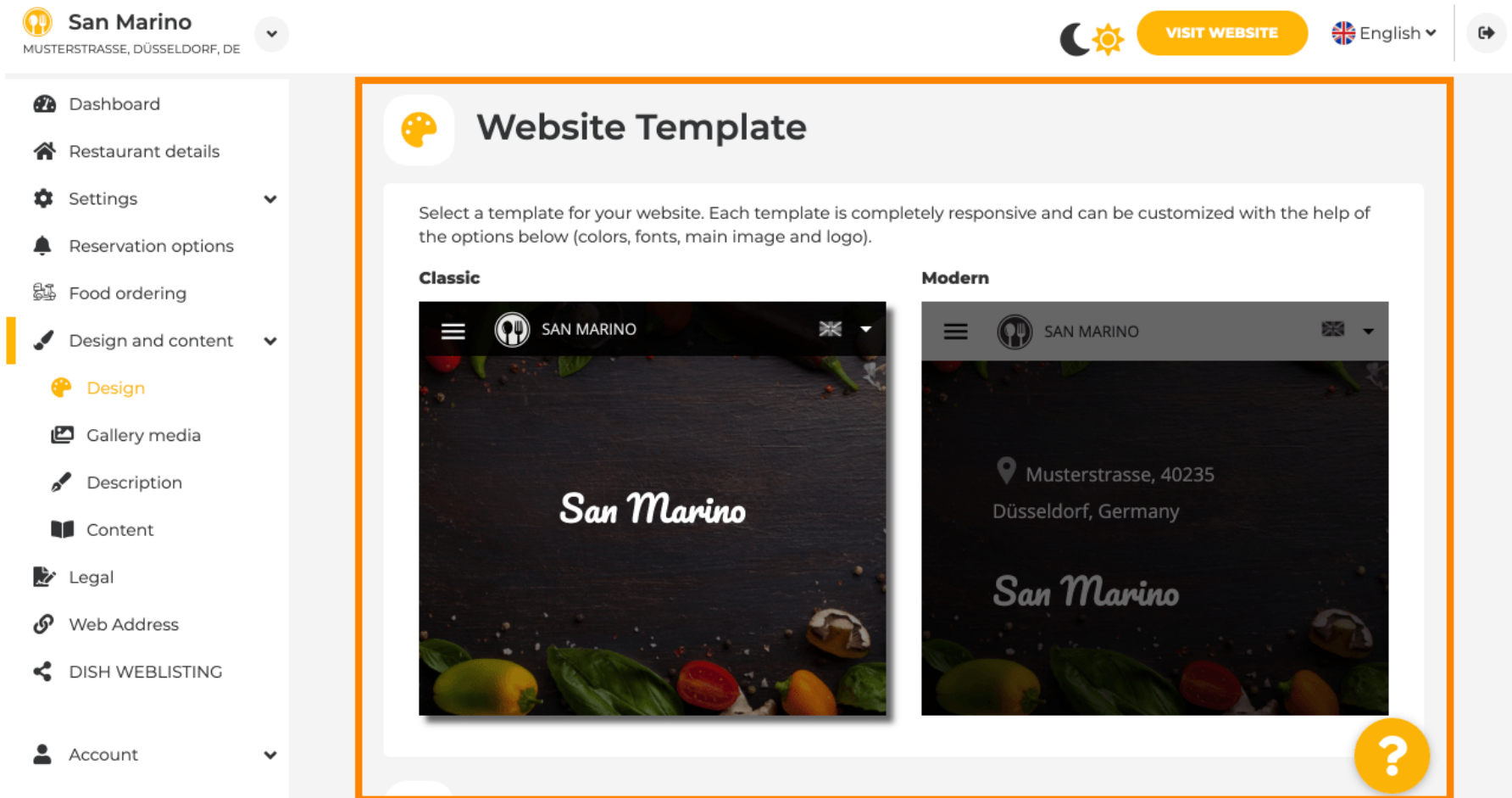


You can choose if orders can be also received **outside of opening hours**. Further, you can activate available services & payment methods.



The screenshot shows the DISH Professional Administration panel for a restaurant named "HD\*test2" located at "TESTING STREET 1, BERLIN, FR". The left sidebar contains a navigation menu with options: Dashboard, Restaurant details, Settings, Reservation options, Food ordering (highlighted), Design and content, Legal, Web Address, DISH WEBLISTING, and Account. The main content area is titled "Food ordering" and features a toggle switch to enable or disable food ordering. The toggle is currently set to "Enable". Below this, there is a section titled "Receive orders outside of my opening hours" which is highlighted with an orange border. This section contains two groups of settings: "Services available" and "Payment methods available". Under "Services available", there are three checkboxes: "Pickup", "Delivery", and "Eat in", all of which are checked. Under "Payment methods available", there are three checkboxes: "Cash", "Credit card", and "Debit card", all of which are checked. A "SAVE" button is located at the bottom right of the "Receive orders outside of my opening hours" section. The footer of the page includes the text "Designed by Hospitality Digital GmbH. All rights reserved." and a row of links: Imprint, FAQ, Terms of Use, Data Privacy, and Cookie settings.


On **design** you can chose between the classic template or the modern one for your website.






The screenshot displays the DISH Professional Administration panel for a restaurant named "San Marino". The left sidebar contains a menu with the following items: Dashboard, Restaurant details, Settings, Reservation options, Food ordering, Design and content (highlighted with an orange bar), Design (highlighted with an orange dot), Gallery media, Description, Content, Legal, Web Address, DISH WEBLISTING, and Account. The main content area is titled "Website Template" and includes a sub-header "Select a template for your website. Each template is completely responsive and can be customized with the help of the options below (colors, fonts, main image and logo)." Below this, two template options are shown: "Classic" and "Modern". The "Classic" template features a dark background with a white "San Marino" logo and a navigation bar. The "Modern" template features a dark background with a white "San Marino" logo, a location pin icon, and the address "Musterstrasse, 40235 Düsseldorf, Germany". A yellow question mark icon is located in the bottom right corner of the template selection area.




When you scroll down you can adjust further design settings like the **main image & color**.


**San Marino**  
MUSTERSTRASSE, DÜSSELDORF, DE



[VISIT WEBSITE](#)


English



- Dashboard
- Restaurant details
- Settings
- Reservation options
- Food ordering
- Design and content**
  - Design**
  - Gallery media
  - Description
  - Content
  - Legal
  - Web Address
  - DISH WEBLISTING
  - Account

## Main image & color

















**Main image** The main image displayed in the head section of your website. Choose an expressive image - it will be the first thing that visitor see on your site.


[CHANGE IMAGE](#)

**Darkening** Depending on the image it might be useful to darken it, so that you can read the headline better.

regular  dark


**Color**




							
Amber	Blue	Blue-Gray	Brown	Cadet Blue	Cherry Red	Cyan	Dark Cream
							
Deep Orange	Deep Purple	Ginger	Gray	Green	Honey	Indigo	Juniper




















Or the **fonts** on the website.


**San Marino**  
MUSTERSTRASSE, DÜSSELDORF, DE



[VISIT WEBSITE](#)
 English



 Dashboard
 Restaurant details
 Settings
 Reservation options
 Food ordering
 Design and content
 Design
 Gallery media
 Description
 Content
 Legal
 Web Address
 DISH WEBLISTING
 Account

## A Fonts

**Title font**
Open Sans Extrabold

**Subtitle font**
Pacifico


**Body font**
Open Sans

### Website title

### Website subtitle

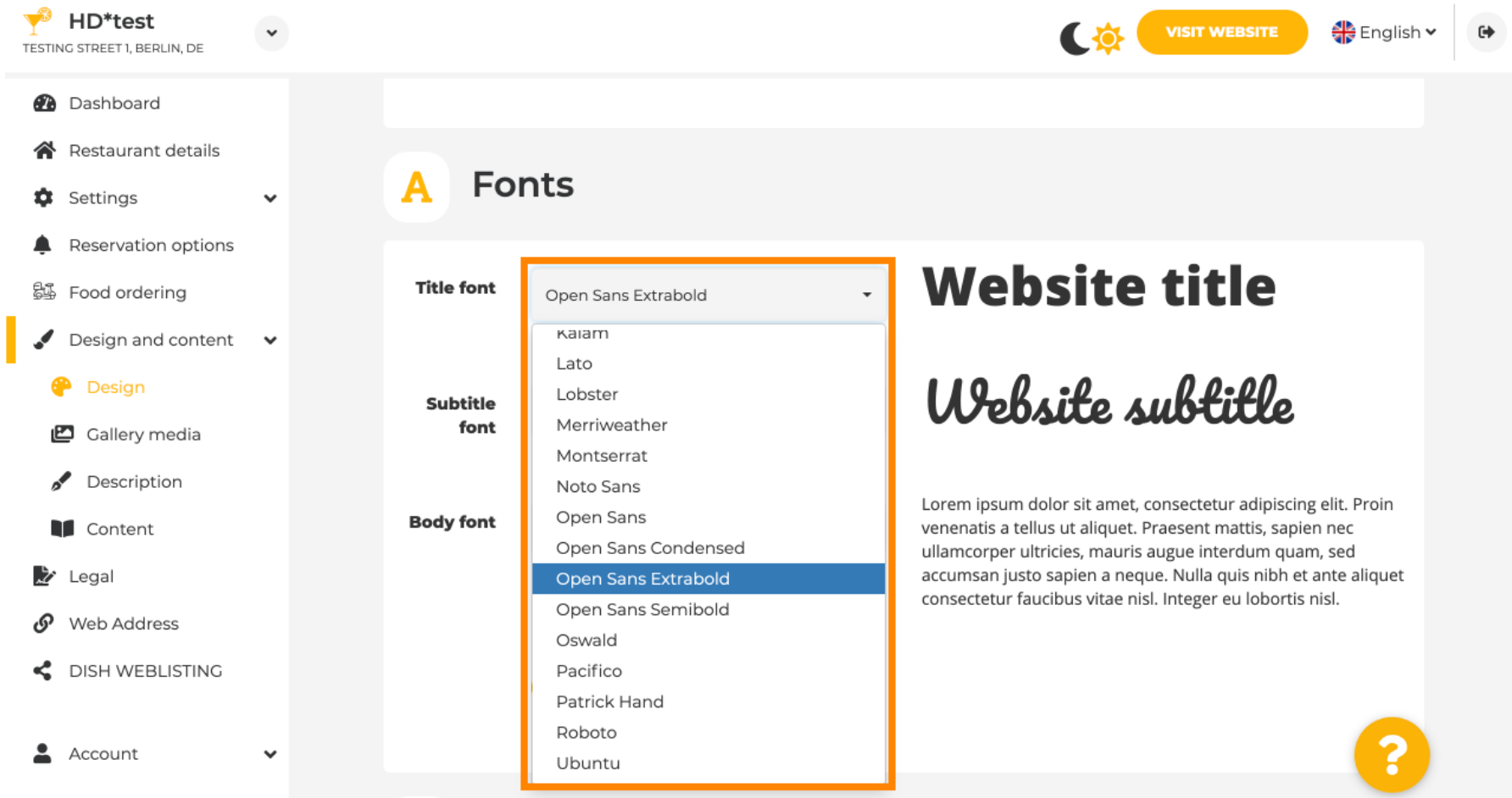
Lorem ipsum dolor sit amet, consectetur adipiscing elit. Proin venenatis a tellus ut aliquet. Praesent mattis, sapien nec ullamcorper ultricies, mauris augue interdum quam, sed accumsan justo sapien a neque. Nulla quis nibh et ante aliquet consectetur faucibus vitae nisl. Integer eu lobortis nisl.

[SAVE](#)





To change the title font click on the **drop down menu** and select a font. **Note: The same approach applies to the subtitle font and body font.**



**HD\*test**  
TESTING STREET 1, BERLIN, DE

**Fonts**

**Title font** Open Sans Extrabold

**Subtitle font**

**Body font**


**Website title**

*Website subtitle*

Lorem ipsum dolor sit amet, consectetur adipiscing elit. Proin venenatis a tellus ut aliquet. Praesent mattis, sapien nec ullamcorper ultricies, mauris augue interdum quam, sed accumsan justo sapien a neque. Nulla quis nibh et ante aliquet consectetur faucibus vitae nisl. Integer eu lobortis nisl.



By scrolling down to the bottom the **establishment logo** and **further design options** like the background image and the color behind the image can be adjusted.



The screenshot shows the DISH Professional Administration panel. The left sidebar contains a menu with the following items: Dashboard, Restaurant details, Settings, Reservation options, Food ordering, Design and content (highlighted with an orange bar), Design, Gallery media, Description, Content, Legal, Web Address, DISH WEBLISTING, and Account. The main content area is titled 'Design and content' and contains two sections highlighted by an orange box: 'Establishment Logo' and 'More design options'.

**Establishment Logo**

- ☒ **Display your logo on your website**
- Your logo will be displayed on the top left on your website. If you don't upload any logo picture, your establishment name will be used as a logo
- Drag your logo here or [BROWSE](#)
- SAVE**

**More design options**

**Background image**

By default, the main background image will be a grey image. Here, you can set another image as a background or set the opacity at 0 and select your customized color.

**Color behind image**

**CHANGE IMAGE**

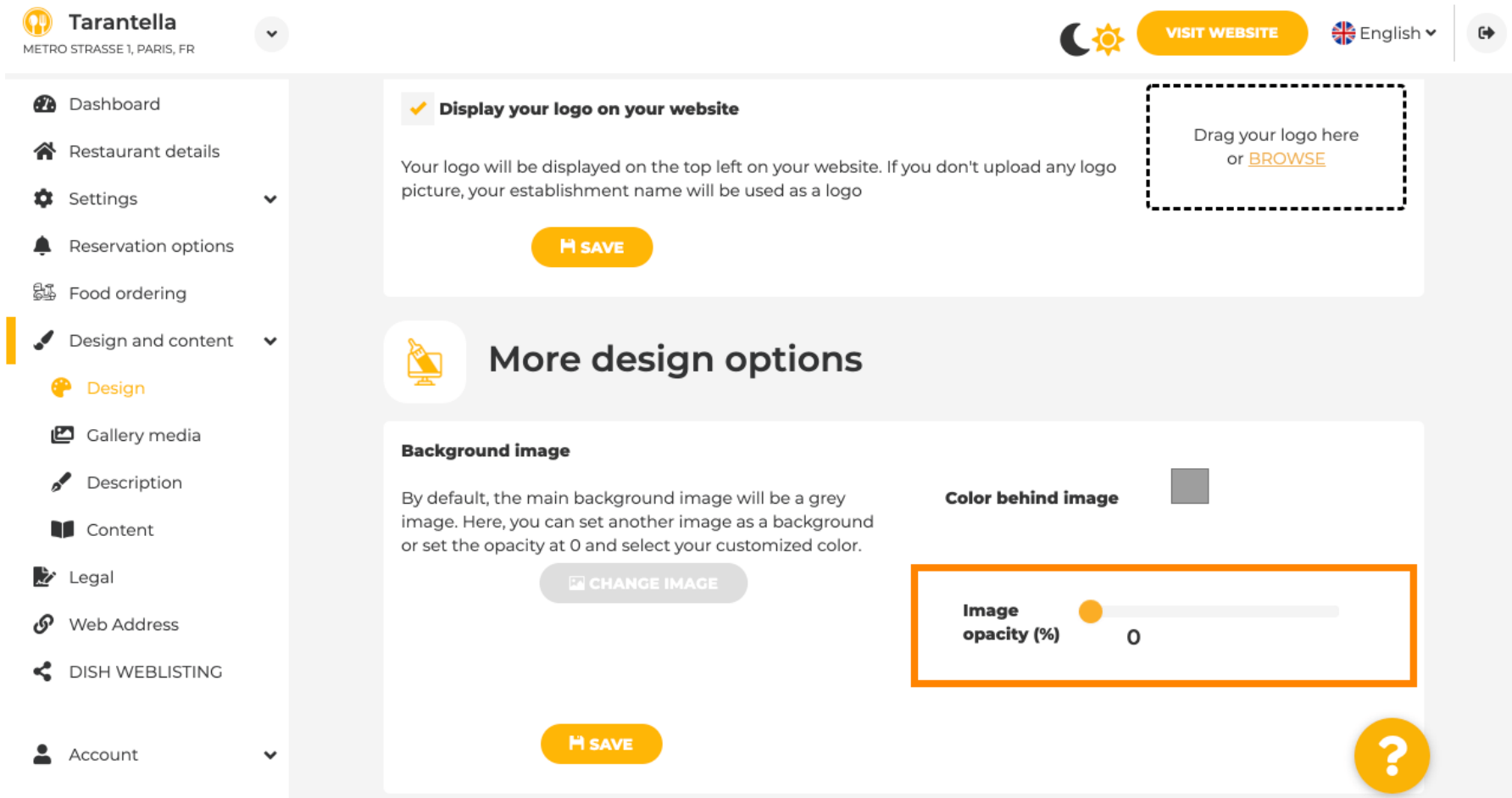
**Image opacity (%)**

100

**?**

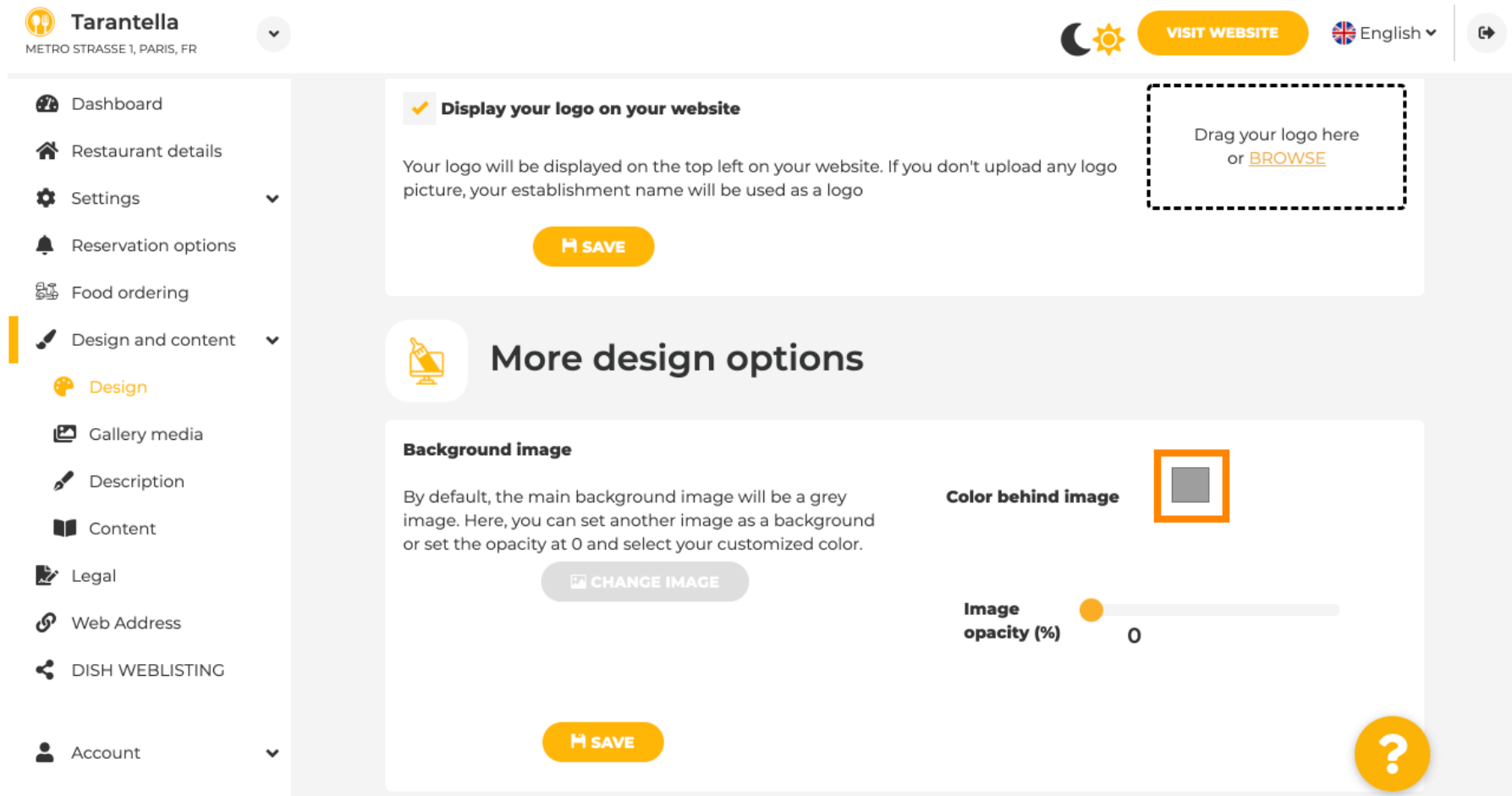


To change the color behind the image set the **image opacity** to 0%.



The screenshot shows the DISH Professional Administration panel for 'Tarantella' (METRO STRASSE 1, PARIS, FR). The left sidebar lists various settings, with 'Design and content' selected. The main content area is titled 'More design options' and includes a 'Background image' section. In this section, the 'Image opacity (%)' slider is set to 0, which is highlighted by an orange box. A 'Color behind image' section shows a grey color swatch. A 'BROWSE' button is visible in the top right corner of the 'Background image' section. A 'SAVE' button is at the bottom of the 'Background image' section. A 'VISIT WEBSITE' button and a language dropdown (English) are in the top right corner. A dashed box in the top right corner contains the text 'Drag your logo here or BROWSE'.

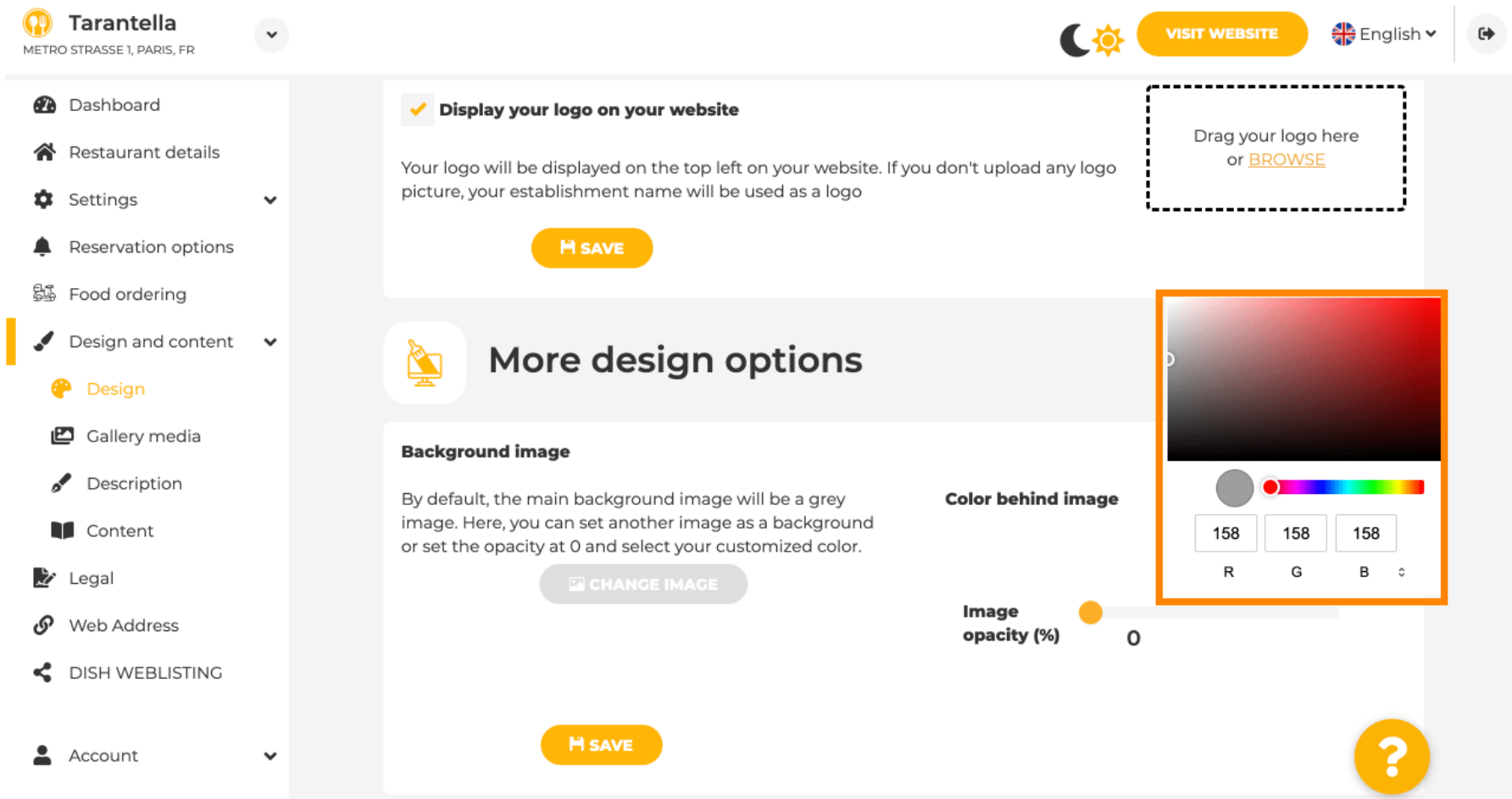
You then are able to change the color by clicking on the **color (grey square)**.



The screenshot shows the DISH Professional Administration panel. The left sidebar contains a menu with the following items: Dashboard, Restaurant details, Settings, Reservation options, Food ordering, Design and content (highlighted), Design, Gallery media, Description, Content, Legal, Web Address, DISH WEBLISTING, and Account. The main content area is titled 'More design options' and contains two sections. The first section, 'Display your logo on your website', has a checkbox that is checked, a text description, a 'BROWSE' link, and a 'SAVE' button. The second section, 'Background image', has a text description, a 'CHANGE IMAGE' button, a 'Color behind image' section with a grey square, and an 'Image opacity (%)' slider set to 0. A 'SAVE' button is at the bottom of the 'Background image' section. A yellow circle with a question mark is in the bottom right corner.



Now choose your desired color. **Note: When your are finished do not forget to apply the changes by clicking on save.**



The screenshot shows the DISH Professional Administration panel for 'Tarantella' (METRO STRASSE 1, PARIS, FR). The left sidebar lists various settings, with 'Design and content' selected. The main area shows 'More design options' with a 'Background image' section. A color picker is overlaid on the 'Color behind image' section, showing a red color selected. The 'Background image' section includes a 'CHANGE IMAGE' button and a 'SAVE' button. The 'Color behind image' section includes a color picker, RGB values (158, 158, 158), and an 'Image opacity (%)' slider. A 'VISIT WEBSITE' button and a language dropdown (English) are visible in the top right.

**Tarantella**  
METRO STRASSE 1, PARIS, FR

**Dashboard**  
**Restaurant details**  
**Settings**  
**Reservation options**  
**Food ordering**  
**Design and content**  
**Design**  
**Gallery media**  
**Description**  
**Content**  
**Legal**  
**Web Address**  
**DISH WEBLISTING**  
**Account**

**Display your logo on your website**  
Your logo will be displayed on the top left on your website. If you don't upload any logo picture, your establishment name will be used as a logo  
**SAVE**

**More design options**  
**Background image**  
By default, the main background image will be a grey image. Here, you can set another image as a background or set the opacity at 0 and select your customized color.  
**CHANGE IMAGE**  
**SAVE**

**Color behind image**  
158 158 158  
R G B  
**Image opacity (%)** 0


**Drag your logo here or [BROWSE](#)**




**VISIT WEBSITE** English


**?**


















On **gallery** you can add images and videos to the website. **Note: Copyrights should be taken into account.**


**Test Bistro Train..**
  
TRAINING STREET 007, BERLIN, DE




[VISIT WEBSITE](#)


English



-  Dashboard
-  Restaurant details
-  Settings
-  Reservation options
-  Food ordering
-  Design and content
-  Design
-  **Gallery media**
-  Description
-  Content
-  Legal
-  Web Address
-  DISH WEBLISTING
-  Account

## Gallery













Image upload


Please make sure that your file meets the requirements

- File format (PNG, JPG)
- max. 10MB file size
- min. 600x600 to 6000x6000px

Video upload

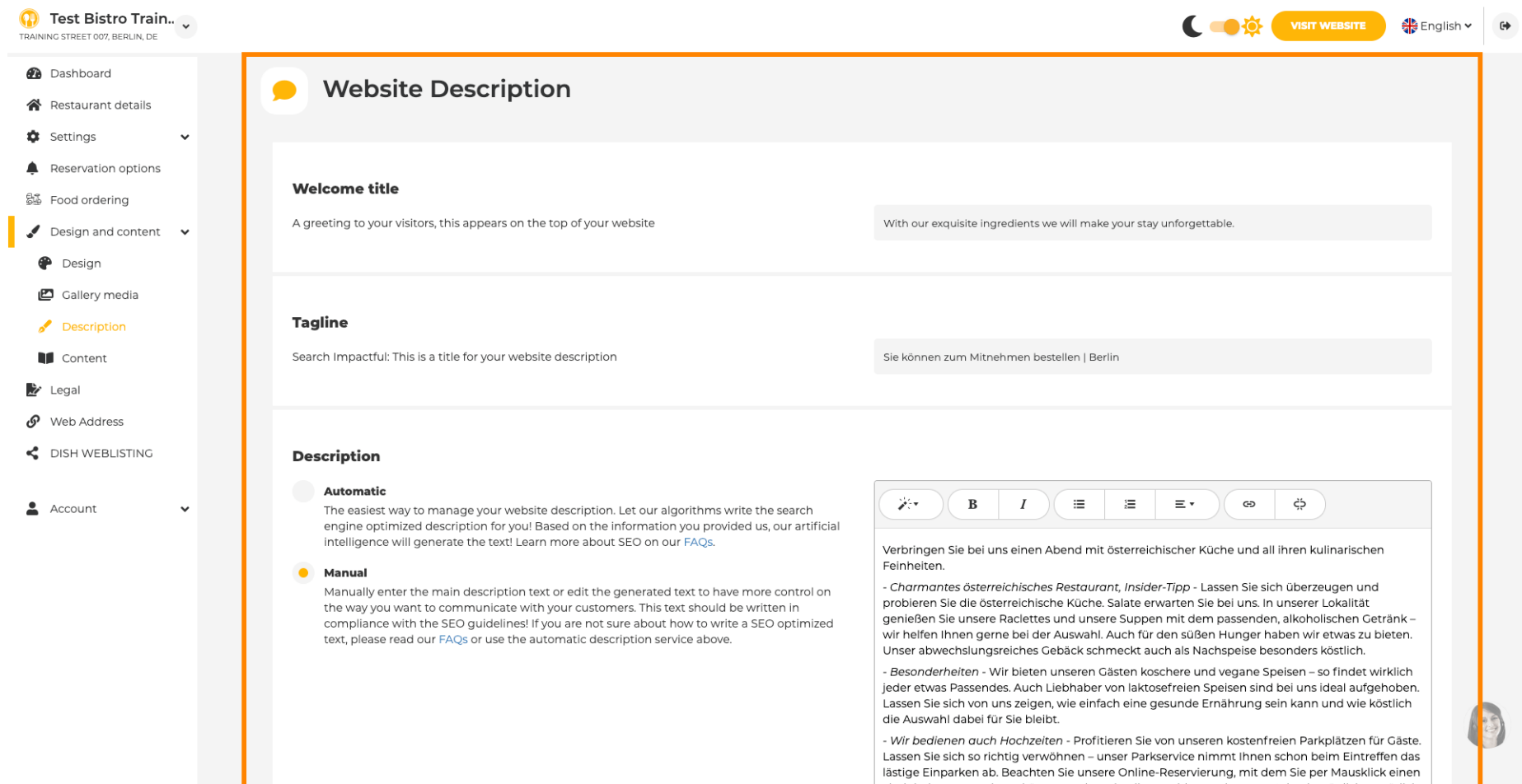
Drag File here or [BROWSE](#)

Nr.	Media	Description	Delete/Edit/Drag
#1		delicious bowl	  
#2		fantastic spaghetti	  
#3		best pizza in town	  





On **description** you can edit welcome title and tagline. Further, there are two options to add description: 1. Generate an **automated text**, which will refresh is based on offerings & services. 2. You can write a text manually as a description.



The screenshot shows the DISH Professional Administration panel for 'Test Bistro Train..'. The left sidebar contains navigation options: Dashboard, Restaurant details, Settings, Reservation options, Food ordering, Design and content (selected), Design, Gallery media, Description (highlighted), Content, Legal, Web Address, DISH WEBLISTING, and Account. The main content area is titled 'Website Description' and contains three sections: 'Welcome title', 'Tagline', and 'Description'. The 'Description' section has two radio buttons: 'Automatic' (selected) and 'Manual'. The 'Automatic' option is described as the easiest way to manage the website description, using an algorithm to generate SEO-optimized text based on provided information. The 'Manual' option allows for manual entry or editing of the generated text. A rich text editor is visible on the right side of the 'Description' section, showing a sample text in German about a restaurant in Berlin.

**Welcome title**  
A greeting to your visitors, this appears on the top of your website

With our exquisite ingredients we will make your stay unforgettable.

**Tagline**  
Search Impactful: This is a title for your website description

Sie können zum Mitnehmen bestellen | Berlin

**Description**

☒ **Automatic**  
The easiest way to manage your website description. Let our algorithms write the search engine optimized description for you! Based on the information you provided us, our artificial intelligence will generate the text! Learn more about SEO on our [FAQs](#).

☐ **Manual**  
Manually enter the main description text or edit the generated text to have more control on the way you want to communicate with your customers. This text should be written in compliance with the SEO guidelines! If you are not sure about how to write a SEO optimized text, please read our [FAQs](#) or use the automatic description service above.

Verbringen Sie bei uns einen Abend mit österreichischer Küche und all ihren kulinarischen Feinheiten.

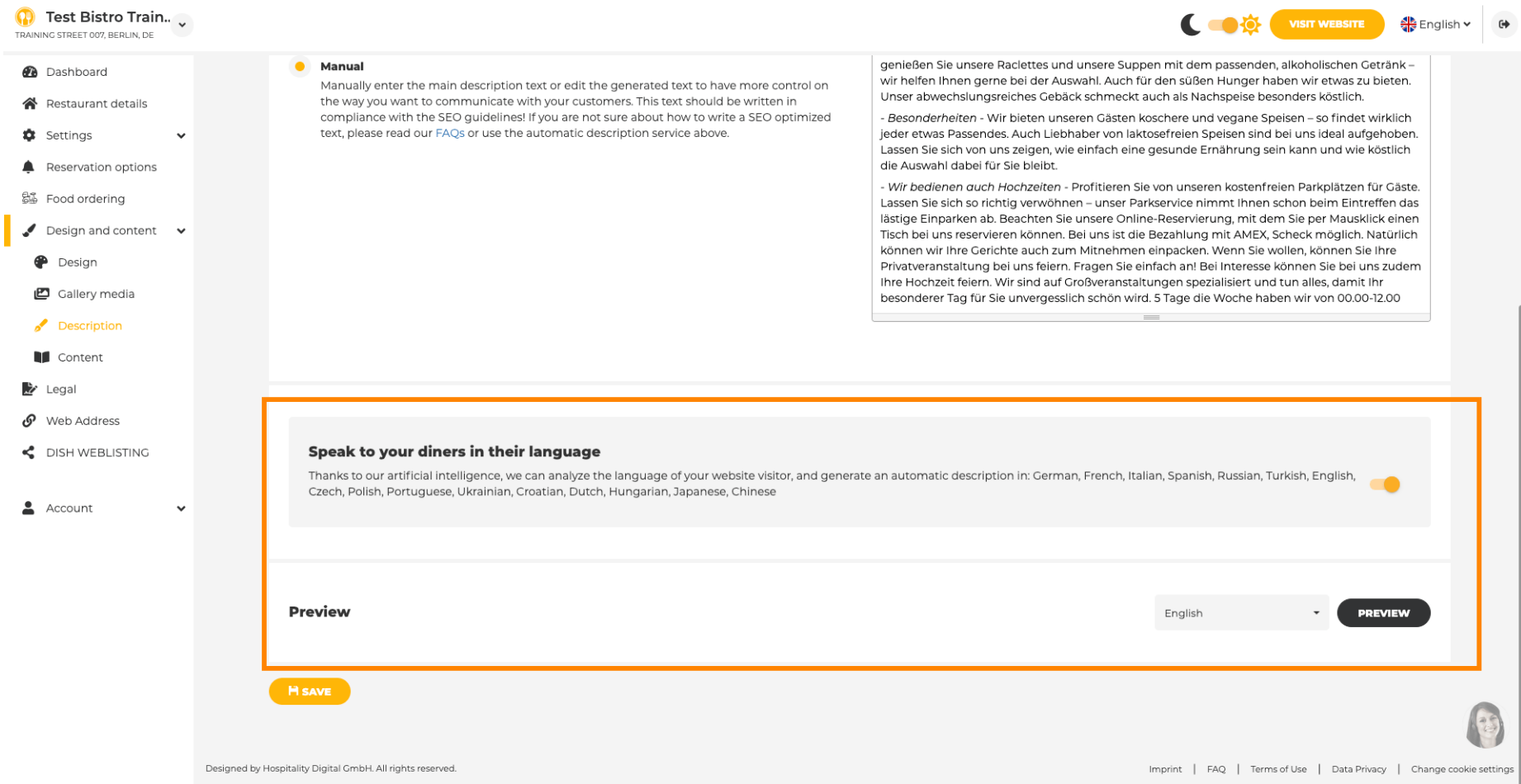
- *Charmantes österreichisches Restaurant, Insider-Tipp* - Lassen Sie sich überzeugen und probieren Sie die österreichische Küche. Salate erwarten Sie bei uns. In unserer Lokalität genießen Sie unsere Raclettes und unsere Suppen mit dem passenden, alkoholischen Getränk – wir helfen Ihnen gerne bei der Auswahl. Auch für den süßen Hunger haben wir etwas zu bieten. Unser abwechslungsreiches Gebäck schmeckt auch als Nachspeise besonders köstlich.

- *Besonderheiten* - Wir bieten unseren Gästen koschere und vegane Speisen – so findet wirklich jeder etwas Passendes. Auch Liebhaber von laktosefreien Speisen sind bei uns ideal aufgehoben. Lassen Sie sich von uns zeigen, wie einfach eine gesunde Ernährung sein kann und wie köstlich die Auswahl dabei für Sie bleibt.

- *Wir bedienen auch Hochzeiten* - Profitieren Sie von unseren kostenfreien Parkplätzen für Gäste. Lassen Sie sich so richtig verwöhnen – unser Parkservice nimmt Ihnen schon beim Eintreffen das lästige Einparken ab. Beachten Sie unsere Online-Reservierung, mit dem Sie per Mausklick einen Tisch bei uns reservieren können. Bei uns ist die Bezahlung mit AMEX, Schenk möglich. Natürlich



You can enable or disable an **automatic description function** that will translate the website into the visitors language by analyzing.



The screenshot shows the DISH Professional Administration panel for 'Test Bistro Train..'. The left sidebar contains a menu with options: Dashboard, Restaurant details, Settings, Reservation options, Food ordering, Design and content (selected), Design, Gallery media, Description (highlighted in orange), Content, Legal, Web Address, DISH WEBLISTING, and Account. The main content area is divided into two sections. The top section, titled 'Manual', provides instructions on how to manually enter or edit the main description text. The bottom section, titled 'Speak to your diners in their language', explains the automatic description function and includes a toggle switch to enable or disable it. Below this is a 'Preview' section with a language dropdown menu set to 'English' and a 'PREVIEW' button. At the bottom of the main content area is a 'SAVE' button. The footer contains the text 'Designed by Hospitality Digital GmbH. All rights reserved.' and a list of links: Imprint, FAQ, Terms of Use, Data Privacy, and Change cookie settings.

**Manual**

Manually enter the main description text or edit the generated text to have more control on the way you want to communicate with your customers. This text should be written in compliance with the SEO guidelines! If you are not sure about how to write a SEO optimized text, please read our [FAQs](#) or use the automatic description service above.

genießen Sie unsere Raclettes und unsere Suppen mit dem passenden, alkoholischen Getränk – wir helfen Ihnen gerne bei der Auswahl. Auch für den süßen Hunger haben wir etwas zu bieten. Unser abwechslungsreiches Gebäck schmeckt auch als Nachspeise besonders köstlich.

- *Besonderheiten* - Wir bieten unseren Gästen koschere und vegane Speisen – so findet wirklich jeder etwas Passendes. Auch Liebhaber von laktosefreien Speisen sind bei uns ideal aufgehoben. Lassen Sie sich von uns zeigen, wie einfach eine gesunde Ernährung sein kann und wie köstlich die Auswahl dabei für Sie bleibt.

- *Wir bedienen auch Hochzeiten* - Profitieren Sie von unseren kostenfreien Parkplätzen für Gäste. Lassen Sie sich so richtig verwöhnen – unser Parkservice nimmt Ihnen schon beim Eintreffen das lästige Einparken ab. Beachten Sie unsere Online-Reservierung, mit dem Sie per Mausklick einen Tisch bei uns reservieren können. Bei uns ist die Bezahlung mit AMEX, Scheck möglich. Natürlich können wir Ihre Gerichte auch zum Mitnehmen einpacken. Wenn Sie wollen, können Sie Ihre Privatveranstaltung bei uns feiern. Fragen Sie einfach an! Bei Interesse können Sie bei uns zudem Ihre Hochzeit feiern. Wir sind auf Großveranstaltungen spezialisiert und tun alles, damit Ihr besonderer Tag für Sie unvergesslich schön wird. 5 Tage die Woche haben wir von 00.00-12.00

**Speak to your diners in their language**

Thanks to our artificial intelligence, we can analyze the language of your website visitor, and generate an automatic description in: German, French, Italian, Spanish, Russian, Turkish, English, Czech, Polish, Portuguese, Ukrainian, Croatian, Dutch, Hungarian, Japanese, Chinese

**Preview**

English

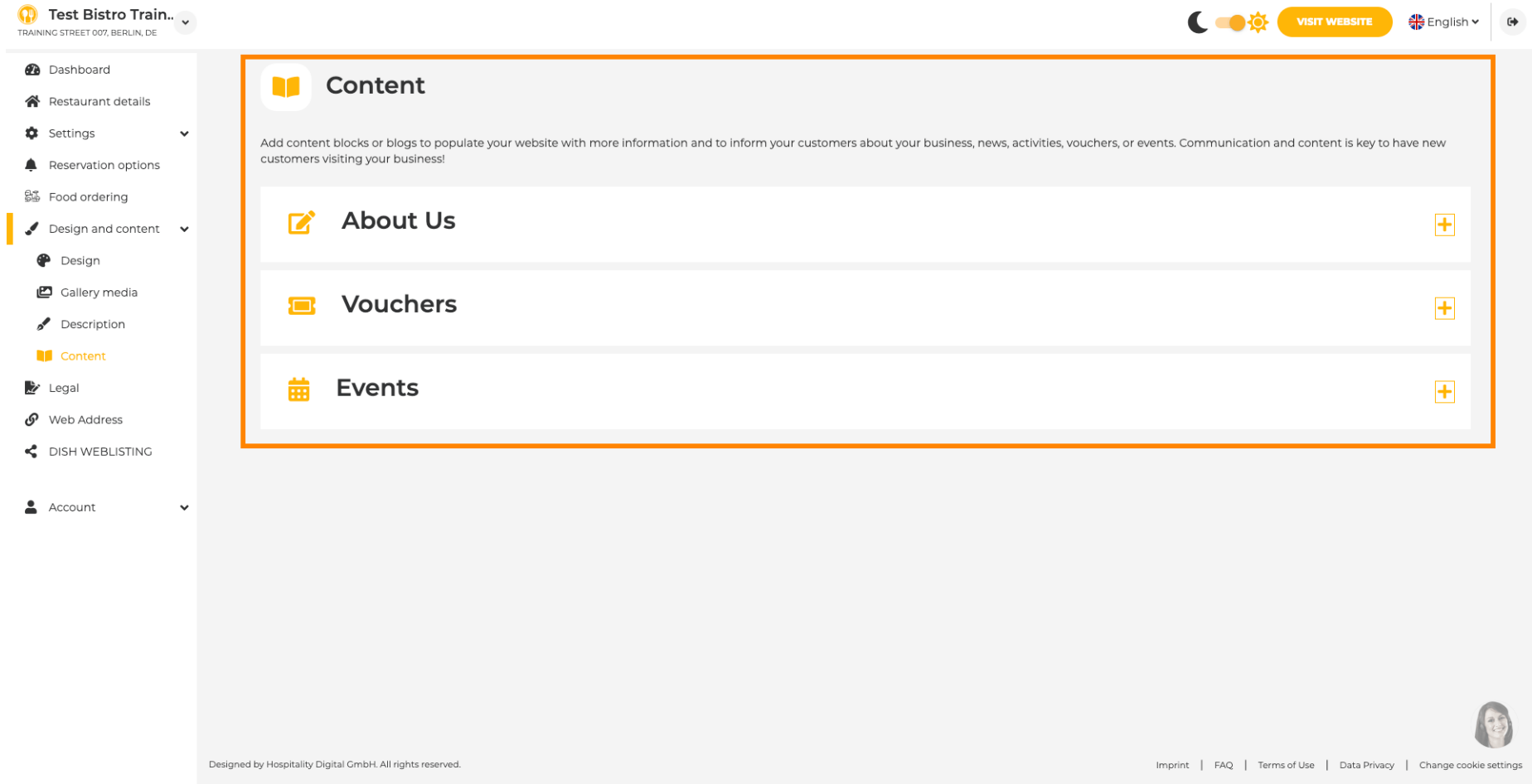
**PREVIEW**

**SAVE**

Designed by Hospitality Digital GmbH. All rights reserved.


Imprint | FAQ | Terms of Use | Data Privacy | Change cookie settings




On **content** you can add individual content to the website.





The screenshot displays the DISH Professional Administration panel. The left sidebar contains a menu with the following items: Dashboard, Restaurant details, Settings, Reservation options, Food ordering, Design and content (highlighted with an orange bar), Design, Gallery media, Description, Content, Legal, Web Address, DISH WEBLISTING, and Account. The main content area is titled "Content" and includes a sub-header: "Add content blocks or blogs to populate your website with more information and to inform your customers about your business, news, activities, vouchers, or events. Communication and content is key to have new customers visiting your business!". Below this, there are three content blocks: "About Us", "Vouchers", and "Events", each with a plus icon in the top right corner. The top right of the panel features a dark mode toggle, a "VISIT WEBSITE" button, a language selector set to "English", and a user profile icon. The footer contains the text "Designed by Hospitality Digital GmbH. All rights reserved." and a row of links: Imprint, FAQ, Terms of Use, Data Privacy, and Change cookie settings.











On **legal** you can edit the imprint and add a privacy policy.


**Test Bistro Train..**
  
TRAINING STREET 007, BERLIN, DE




[VISIT WEBSITE](#)


English



-  Dashboard
-  Restaurant details
-  Settings
-  Reservation options
-  Food ordering
-  Design and content
-  **Legal**
-  Web Address
-  DISH WEBLISTING
-  Account

## Website imprint

**Business name\***

**Address\***

**E-mail**

**Phone**

+49

151515151


**District court**

**Commercial registration number**

**VAT ID**

**Responsible person**

**Additional information**

 **SAVE**


## Privacy policy







For legal reasons your website has to provide a privacy policy. You can use our default version or use your own.
















On **web address** you can edit the URL of the website.



**Test Bistro Train..**
  
TRAINING STREET 007, BERLIN, DE





**VISIT WEBSITE**

English




-  Dashboard
-  Restaurant details
-  Settings
-  Reservation options
-  Food ordering
-  Design and content
-  Legal
-  **Web Address**
-  DISH WEBLISTING
-  Account



**Web address**


**Web address**


 **eatbu.com**

 metro.bar

 metro.biz


 metro.rest

**bistro-training.eatbu.com**
  
This is your current web address.
  




**External domain**

Have you already registered a domain and want to use it for this website? Enter your domain name and we will check whether you can use it. In case some configuration with your domain provider is required, we will tell you how to do it in the subsequent step.

**Domain\***

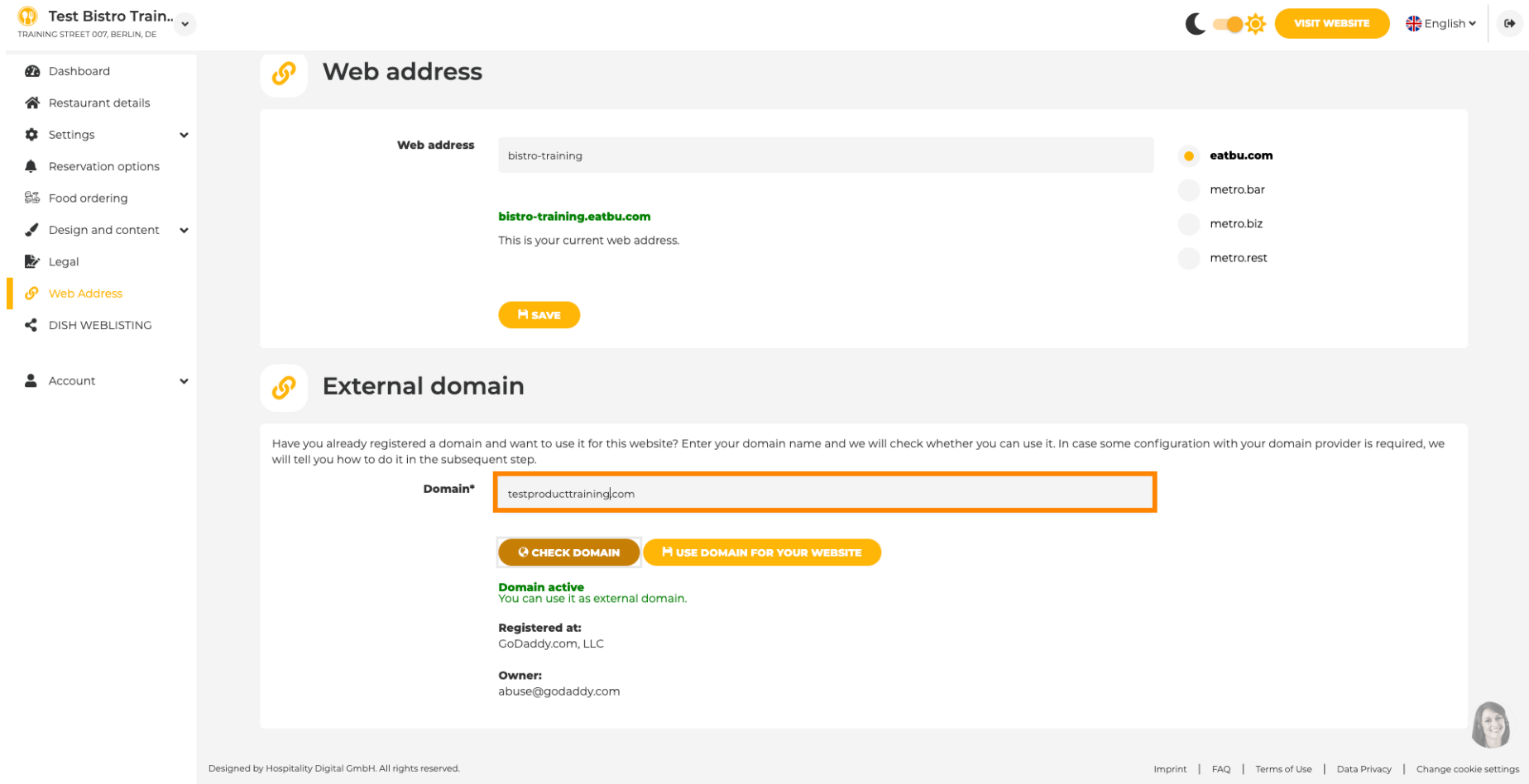


Designed by Hospitality Digital GmbH. All rights reserved.



[Imprint](#) | [FAQ](#) | [Terms of Use](#) | [Data Privacy](#) | [Change cookie settings](#)

If there is already an owned external **domain** you can type it here.



The screenshot shows the DISH Professional Administration panel. The left sidebar contains a menu with items: Dashboard, Restaurant details, Settings, Reservation options, Food ordering, Design and content, Legal, Web Address (highlighted), DISH WEBLISTING, and Account. The main content area has two sections: 'Web address' and 'External domain'.

**Web address section:**

- The 'Web address' input field contains 'bistro-training'.
- Below it, the current web address is displayed as 'bistro-training.eatbu.com' with the note 'This is your current web address.'
- A 'SAVE' button is present.
- On the right, a list of available domains is shown: eatbu.com (selected), metro.bar, metro.biz, and metro.rest.

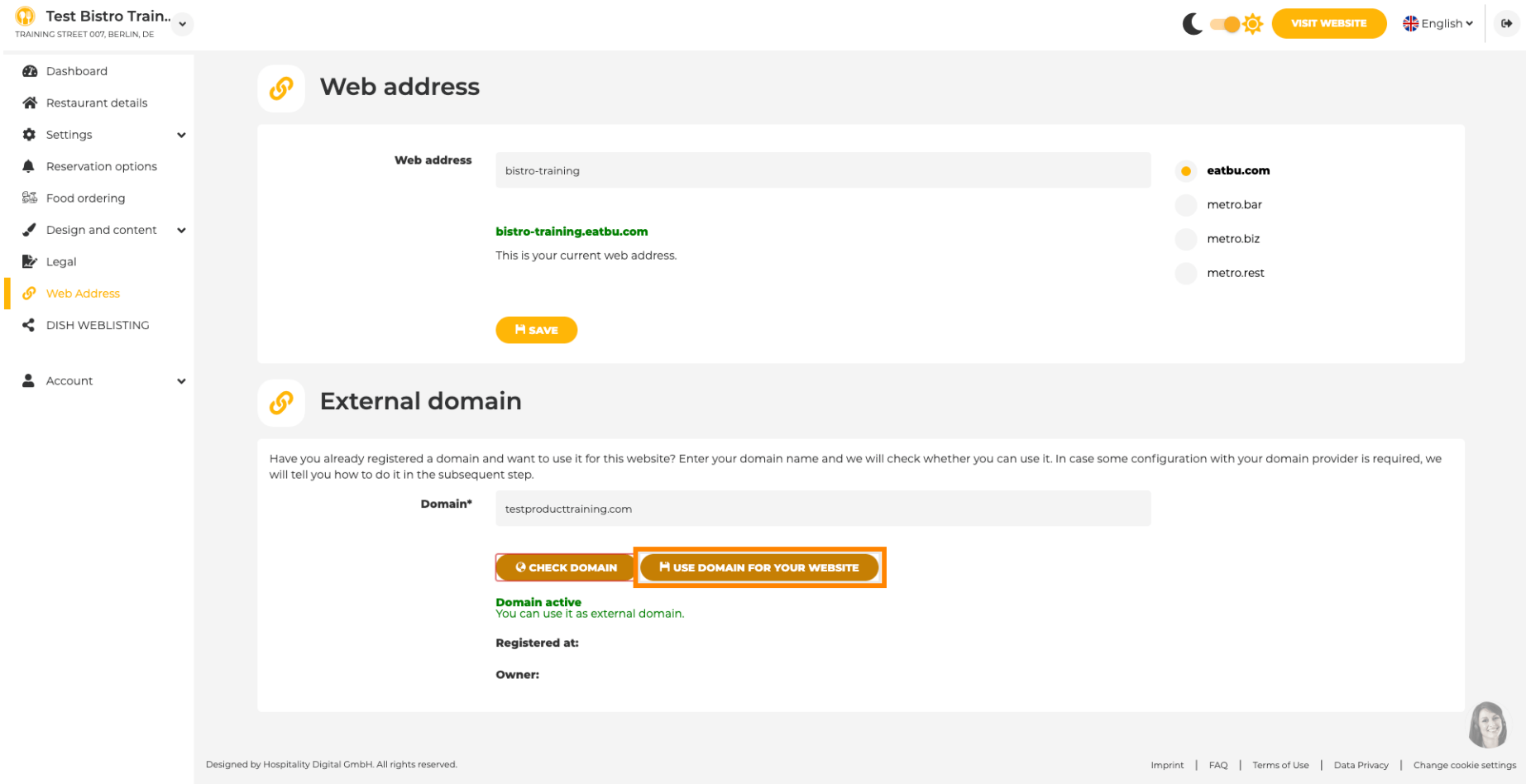
**External domain section:**

- A message states: 'Have you already registered a domain and want to use it for this website? Enter your domain name and we will check whether you can use it. In case some configuration with your domain provider is required, we will tell you how to do it in the subsequent step.'
- The 'Domain\*' input field contains 'testproducttraining.com'.
- Below the input field are two buttons: 'CHECK DOMAIN' and 'USE DOMAIN FOR YOUR WEBSITE'.
- The status 'Domain active' is shown with the note 'You can use it as external domain.'
- Registration details are listed: 'Registered at: CoDaddy.com, LLC' and 'Owner: abuse@godaddy.com'.

The footer of the panel includes the text 'Designed by Hospitality Digital GmbH. All rights reserved.' and a list of links: Imprint, FAQ, Terms of Use, Data Privacy, and Change cookie settings.



The entered domain is automatically checked by the system. Click on **use domain for your website**.



The screenshot displays the DISH Professional Administration panel. The top navigation bar includes the user profile 'Test Bistro Train..' with the address 'TRAINING STREET 007, BERLIN, DE', a 'VISIT WEBSITE' button, and a language selector set to 'English'. The left sidebar contains a menu with options: Dashboard, Restaurant details, Settings, Reservation options, Food ordering, Design and content, Legal, Web Address (highlighted), DISH WEBLISTING, and Account.

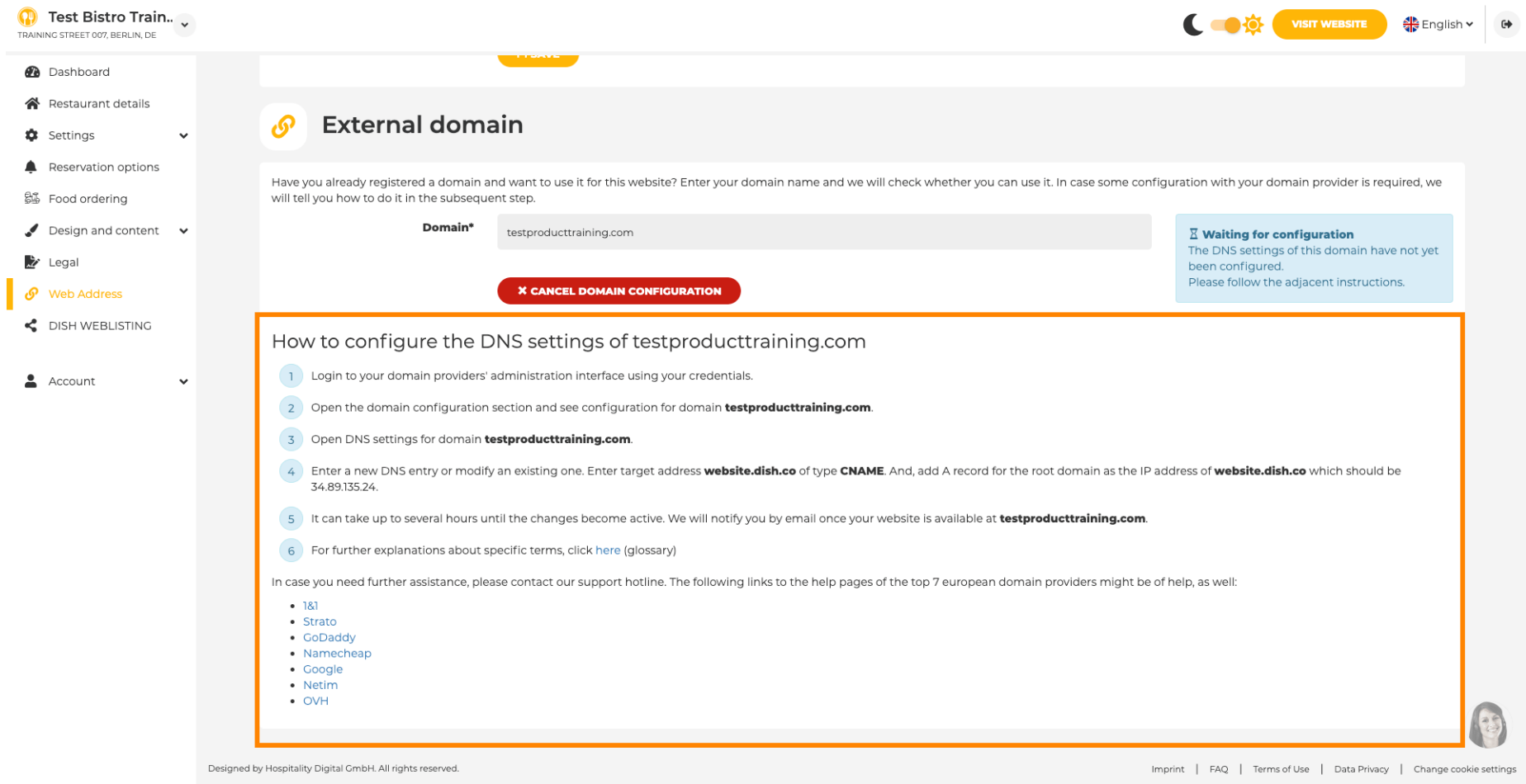
The main content area is divided into two sections:

- Web address:** This section shows the 'Web address' field with the value 'bistro-training'. Below it, the system has generated the address 'bistro-training.eatbu.com' and noted 'This is your current web address.' A 'SAVE' button is present. To the right, a list of available domains is shown: eatbu.com (selected), metro.bar, metro.biz, and metro.rest.
- External domain:** This section prompts the user: 'Have you already registered a domain and want to use it for this website? Enter your domain name and we will check whether you can use it. In case some configuration with your domain provider is required, we will tell you how to do it in the subsequent step.' The 'Domain\*' field contains 'testproducttraining.com'. Below this, there are two buttons: 'CHECK DOMAIN' and 'USE DOMAIN FOR YOUR WEBSITE' (highlighted with an orange border). The status 'Domain active' is shown with the note 'You can use it as external domain.' Below this, the fields 'Registered at:' and 'Owner:' are visible but empty.

The footer of the panel includes the text 'Designed by Hospitality Digital GmbH. All rights reserved.' on the left and a series of links (Imprint, FAQ, Terms of Use, Data Privacy, Change cookie settings) on the right, along with a small profile picture of a woman.



When you scroll down you will get further information how to configure the external **domain**. Now the website builder is waiting to receive confirmation from the external provider.



**Test Bistro Train..**  
TRAINING STREET 007, BERLIN, DE

Dashboard  
Restaurant details  
Settings  
Reservation options  
Food ordering  
Design and content  
Legal  
**Web Address**  
DISH WEBLISTING  
Account

External domain

Have you already registered a domain and want to use it for this website? Enter your domain name and we will check whether you can use it. In case some configuration with your domain provider is required, we will tell you how to do it in the subsequent step.

Domain\* testproducttraining.com

**X CANCEL DOMAIN CONFIGURATION**

**Waiting for configuration**  
The DNS settings of this domain have not yet been configured.  
Please follow the adjacent instructions.

### How to configure the DNS settings of testproducttraining.com

- 1 Login to your domain providers' administration interface using your credentials.
- 2 Open the domain configuration section and see configuration for domain **testproducttraining.com**.
- 3 Open DNS settings for domain **testproducttraining.com**.
- 4 Enter a new DNS entry or modify an existing one. Enter target address **website.dish.co** of type **CNAME**. And, add A record for the root domain as the IP address of **website.dish.co** which should be 34.89.135.24.
- 5 It can take up to several hours until the changes become active. We will notify you by email once your website is available at **testproducttraining.com**.
- 6 For further explanations about specific terms, click [here](#) (glossary)

In case you need further assistance, please contact our support hotline. The following links to the help pages of the top 7 european domain providers might be of help, as well:

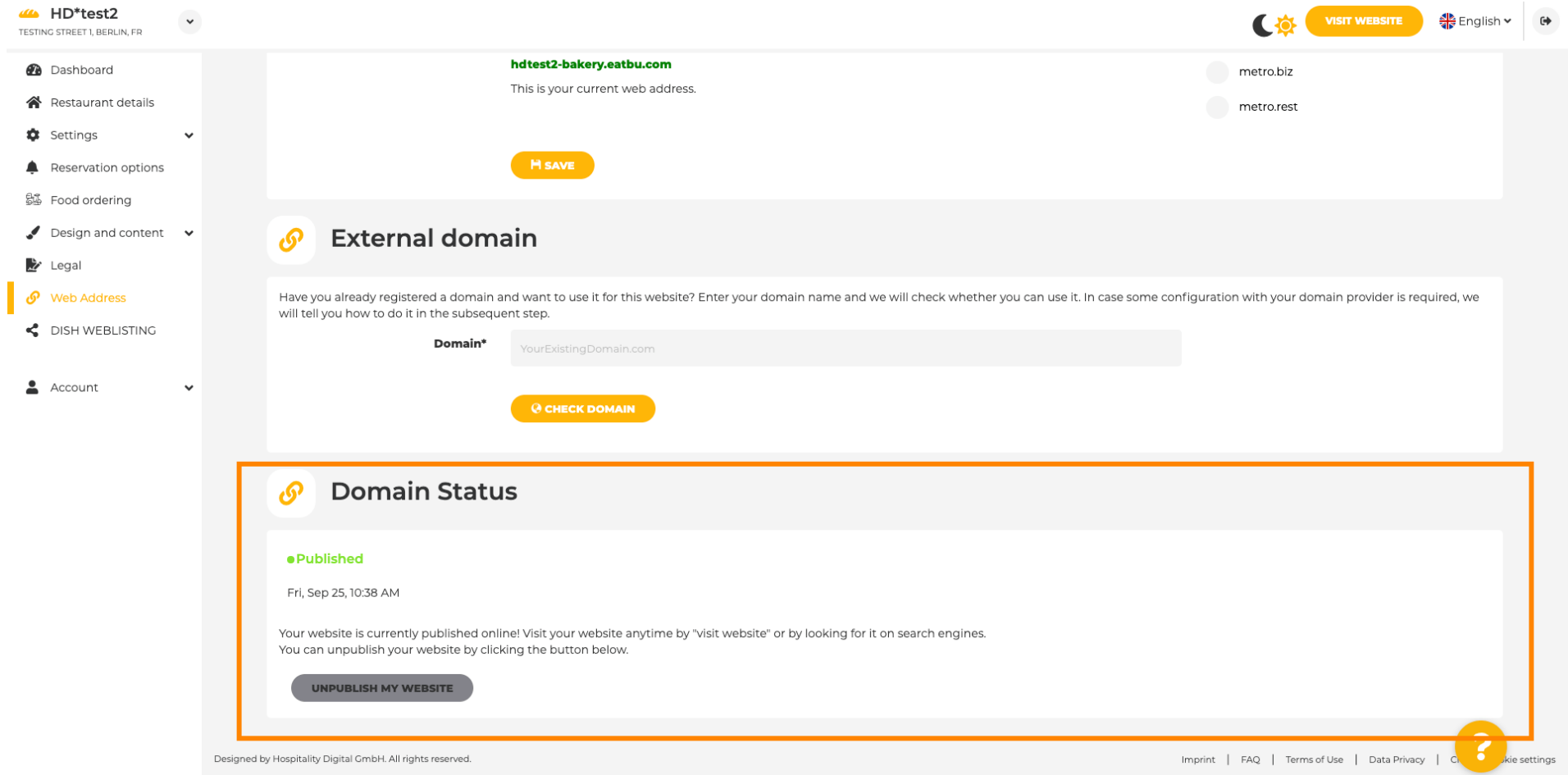
- 1&1
- Strato
- GoDaddy
- Namecheap
- Google
- Netim
- OVH

Designed by Hospitality Digital GmbH. All rights reserved.

Imprint | FAQ | Terms of Use | Data Privacy | Change cookie settings

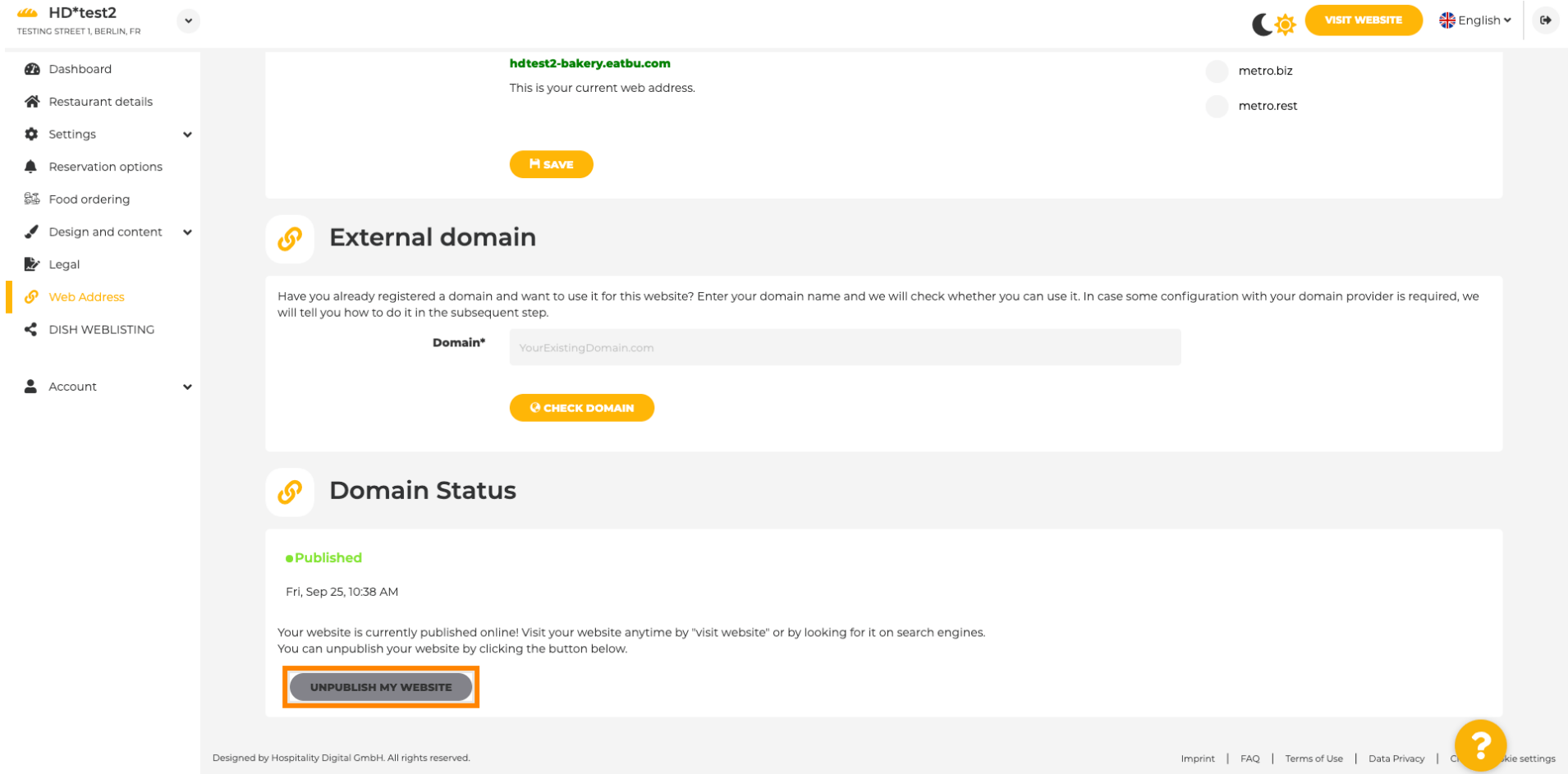


Under domain status you always have the option to unpublish your DISH Website and are able to see since when your website is published.



The screenshot shows the DISH Professional Administration panel for 'HD\*test2' (TESTING STREET 1, BERLIN, FR). The left sidebar contains navigation links: Dashboard, Restaurant details, Settings, Reservation options, Food ordering, Design and content, Legal, Web Address (highlighted), DISH WEBLISTING, and Account. The main content area shows the current web address 'hctest2-bakery.eatbu.com' with a 'SAVE' button. Below this is the 'External domain' section with a text input field for 'Domain\*' and a 'CHECK DOMAIN' button. The 'Domain Status' section is highlighted with an orange border and shows the status as 'Published' with a green dot. It includes the publication date 'Fri, Sep 25, 10:38 AM' and a message: 'Your website is currently published online! Visit your website anytime by "visit website" or by looking for it on search engines. You can unpublish your website by clicking the button below.' A 'UNPUBLISH MY WEBSITE' button is visible. The footer contains 'Designed by Hospitality Digital GmbH. All rights reserved.' and links for Imprint, FAQ, Terms of Use, Data Privacy, and Cookie settings.

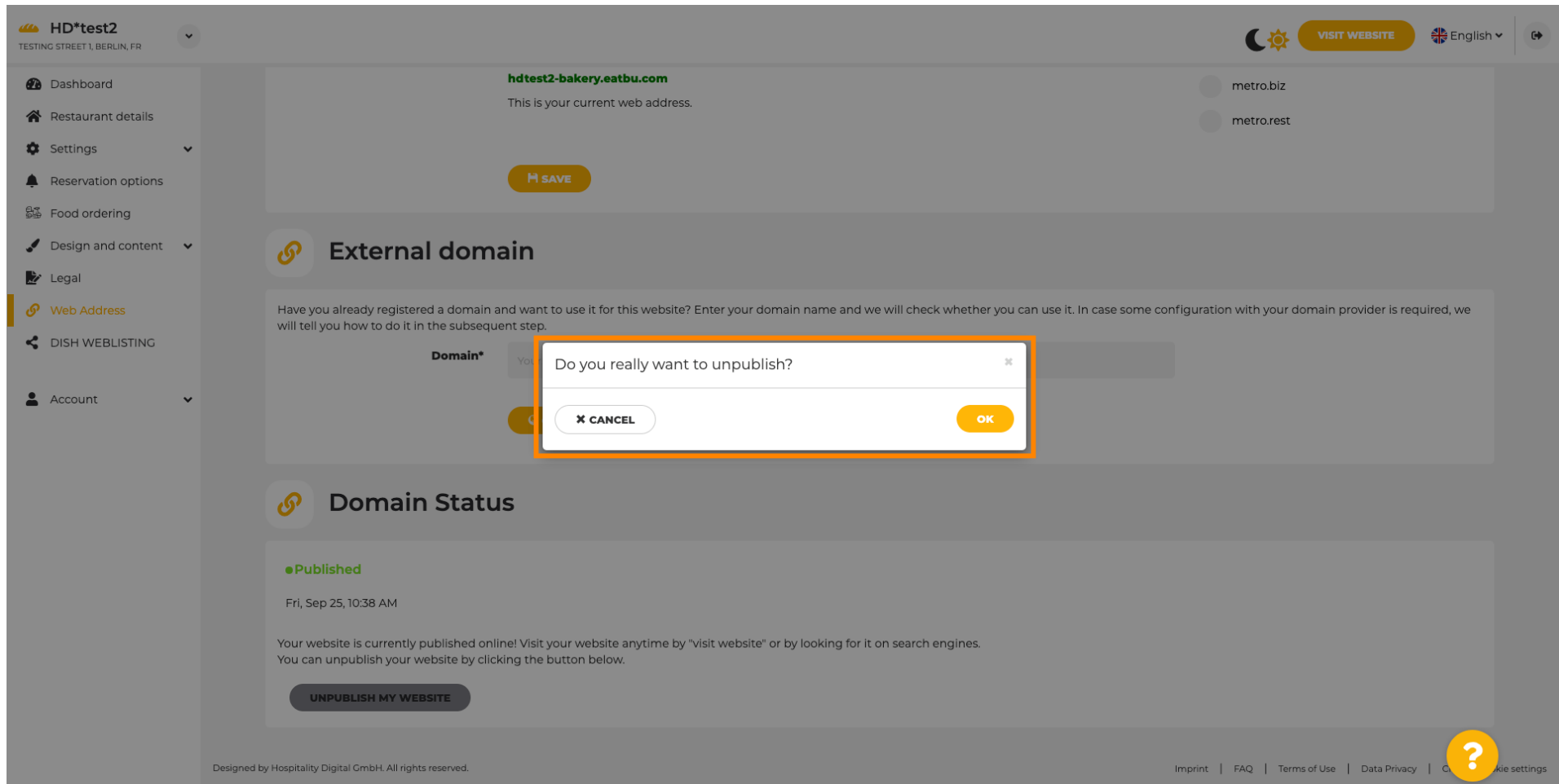
To unpublish your DISH Website click on **unpublish my website**.



The screenshot shows the DISH Professional Administration panel for user HD\*test2. The left sidebar contains navigation links: Dashboard, Restaurant details, Settings, Reservation options, Food ordering, Design and content, Legal, Web Address (highlighted), DISH WEBLISTING, and Account. The main content area has a top section for the current web address, **hdtest2-bakery.eatbu.com**, with a 'SAVE' button. Below this is the 'External domain' section, which includes a text input for 'Domain\*' and a 'CHECK DOMAIN' button. The 'Domain Status' section shows the website is 'Published' as of 'Fri, Sep 25, 10:38 AM'. It includes a message: 'Your website is currently published online! Visit your website anytime by "visit website" or by looking for it on search engines. You can unpublish your website by clicking the button below.' A button labeled 'UNPUBLISH MY WEBSITE' is highlighted with an orange border. The footer contains the text 'Designed by Hospitality Digital GmbH. All rights reserved.' and links for Imprint, FAQ, Terms of Use, Data Privacy, and Cookie settings. A help icon (question mark) is located in the bottom right corner.

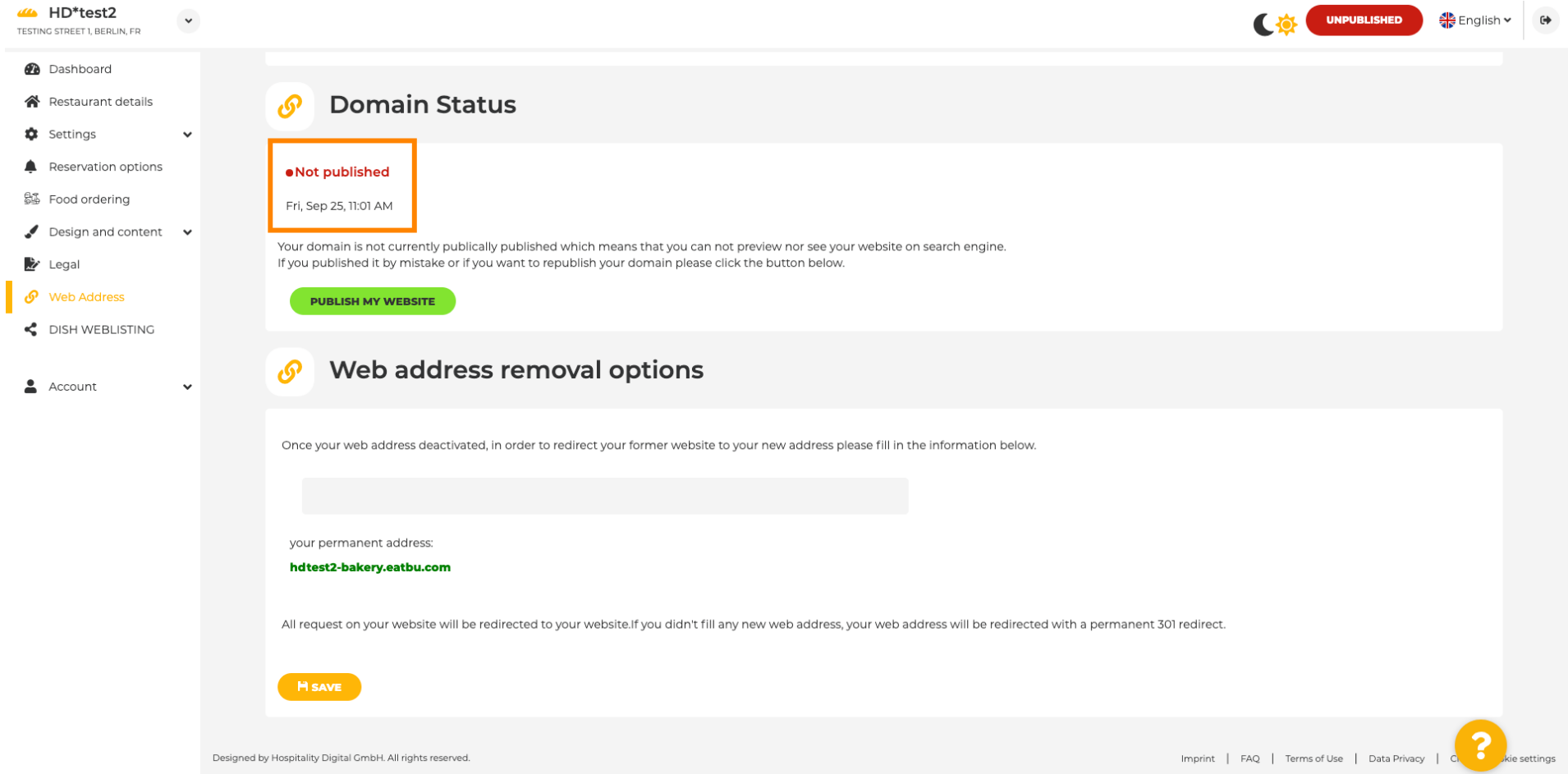


And confirm the process by clicking **ok**.



The screenshot shows the DISH Professional Administration panel for 'HD\*test2'. The left sidebar contains navigation links: Dashboard, Restaurant details, Settings, Reservation options, Food ordering, Design and content, Legal, Web Address (highlighted), DISH WEBLISTING, and Account. The main content area is titled 'Web Address' and shows the current web address 'hdtest2-bakery.eatbu.com'. Below this, there is a section for 'External domain' with a text input field and a 'SAVE' button. A confirmation dialog box is open, asking 'Do you really want to unpublish?' with 'CANCEL' and 'OK' buttons. The 'OK' button is highlighted with an orange border. Below the dialog box, there is a 'Domain Status' section showing 'Published' status and a date 'Fri, Sep 25, 10:38 AM'. At the bottom, there is a button 'UNPUBLISH MY WEBSITE'.

 The status of your website has changed. It's now **not published**.



The screenshot shows the DISH Professional Administration panel for a user named 'HD\*test2' located at 'TESTING STREET 1, BERLIN, FR'. The top right corner indicates the website is 'UNPUBLISHED' and the language is set to 'English'. The left sidebar contains a navigation menu with options: Dashboard, Restaurant details, Settings, Reservation options, Food ordering, Design and content, Legal, Web Address (highlighted), DISH WEBLISTING, and Account.

The main content area is divided into two sections:

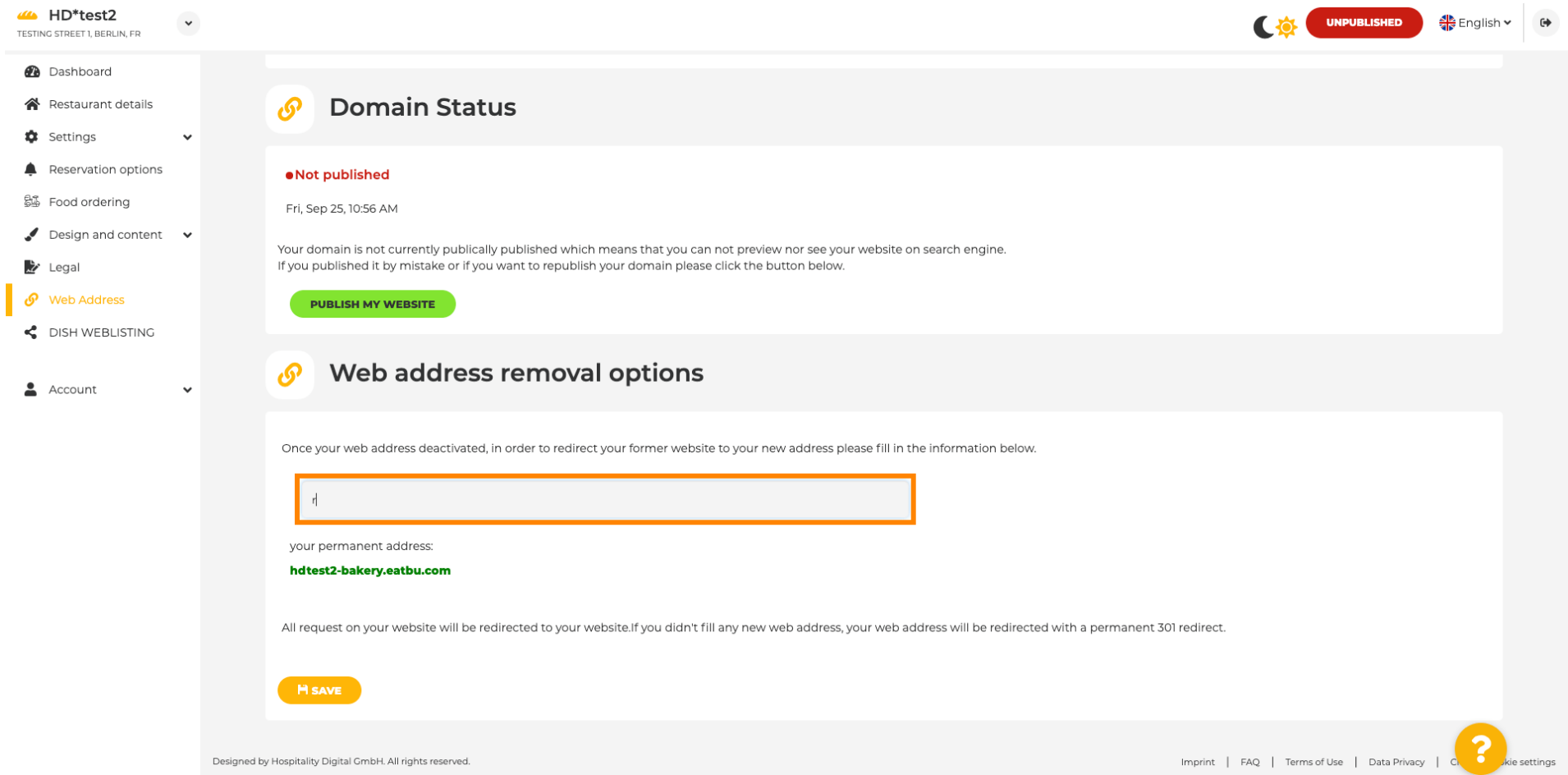
- Domain Status:** This section features a red status indicator 'Not published' with a timestamp 'Fri, Sep 25, 11:01 AM'. Below this, a message states: 'Your domain is not currently publically published which means that you can not preview nor see your website on search engine. If you published it by mistake or if you want to republish your domain please click the button below.' A green button labeled 'PUBLISH MY WEBSITE' is provided for action.
- Web address removal options:** This section explains that once a web address is deactivated, it will redirect to a new address. It includes a text input field for the new address, followed by the label 'your permanent address:' and the example 'hdtest2-bakery.eatbu.com'. A note states: 'All request on your website will be redirected to your website.If you didn't fill any new web address, your web address will be redirected with a permanent 301 redirect.' An orange button labeled 'SAVE' is at the bottom of this section.

The footer of the page includes the text 'Designed by Hospitality Digital GmbH. All rights reserved.' and a series of links: 'Imprint | FAQ | Terms of Use | Data Privacy | Cookie settings'. A yellow circular icon with a question mark is located in the bottom right corner of the footer area.





When your website is unpublished the website won't be accessible for anyone online. Therefore it is an advantage to redirect visitors to another website. Now type in the **URL** of the website visitors should be redirected to.



The screenshot shows the DISH Professional Administration panel for a user named 'HD\*test2' located at 'TESTING STREET 1, BERLIN, FR'. The top right corner indicates the website is 'UNPUBLISHED' and the language is set to 'English'.

The left sidebar contains the following navigation items: Dashboard, Restaurant details, Settings, Reservation options, Food ordering, Design and content, Legal, Web Address (highlighted), DISH WEBLISTING, and Account.

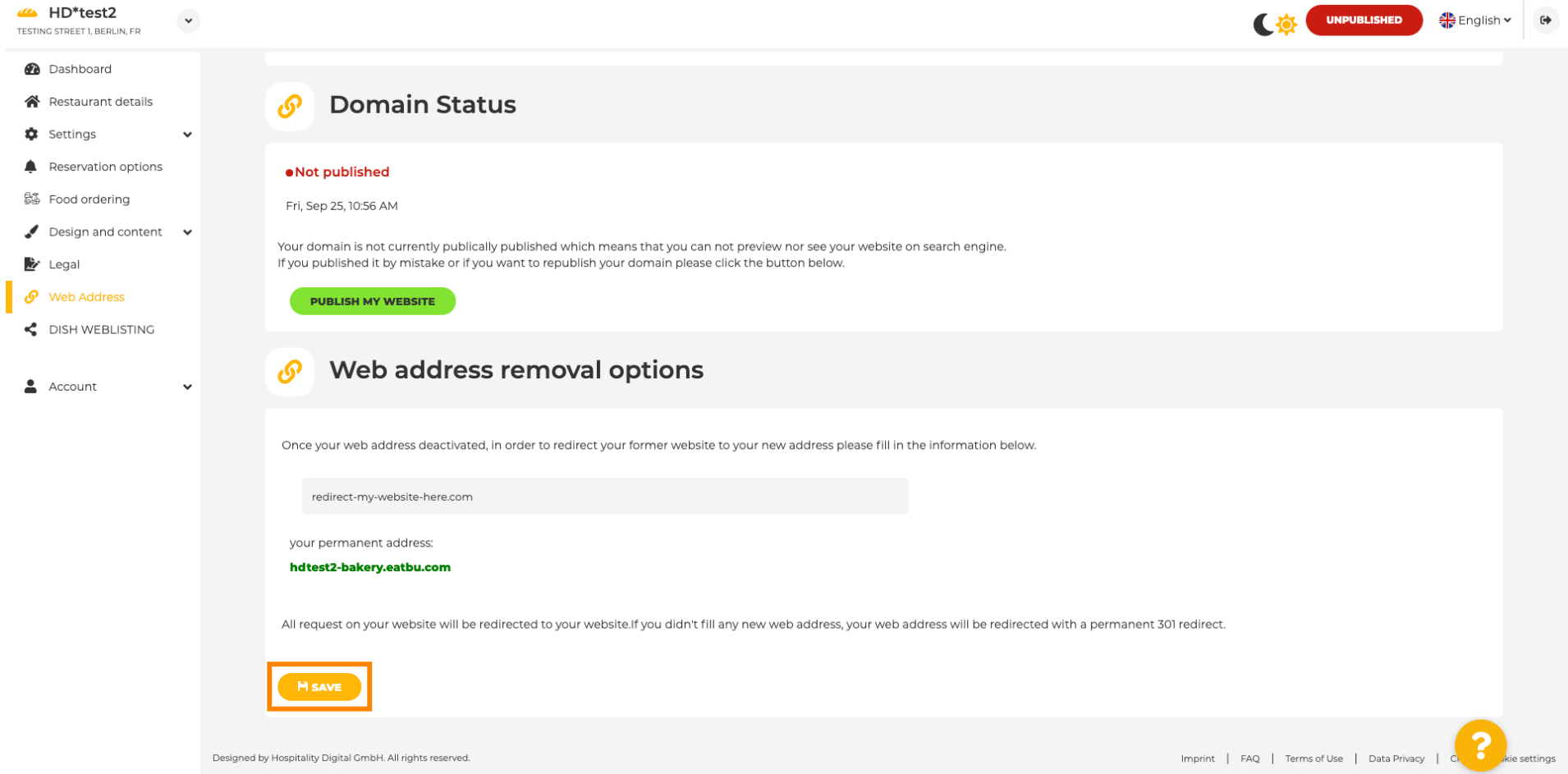
The main content area is divided into two sections:



- Domain Status:** This section shows a status of 'Not published' with a timestamp of 'Fri, Sep 25, 10:56 AM'. It includes a message: 'Your domain is not currently publically published which means that you can not preview nor see your website on search engine. If you published it by mistake or if you want to republish your domain please click the button below.' A green button labeled 'PUBLISH MY WEBSITE' is provided.
- Web address removal options:** This section explains that once a web address is deactivated, users can redirect their former website to a new address. It features a text input field (highlighted with an orange border) for the new address. Below the field, it shows the 'your permanent address:' as 'hdttest2-bakery.eatbu.com'. A note states: 'All request on your website will be redirected to your website.If you didn't fill any new web address,your web address will be redirected with a permanent 301 redirect.' A yellow button labeled 'SAVE' is at the bottom.

The footer of the page includes the text 'Designed by Hospitality Digital GmbH. All rights reserved.' and a row of links: Imprint, FAQ, Terms of Use, Data Privacy, and Cookie settings.




Click on **save** to apply the changes.












**HD\*test2**  
TESTING STREET 1, BERLIN, FR





UNPUBLISHED

English



 Dashboard
  Restaurant details
  Settings
  Reservation options
  Food ordering
  Design and content
  Legal
  Web Address
  DISH WEBLISTING
  Account




## Domain Status

● **Not published**

Fri, Sep 25, 10:56 AM

Your domain is not currently publically published which means that you can not preview nor see your website on search engine. If you published it by mistake or if you want to republish your domain please click the button below.

PUBLISH MY WEBSITE



## Web address removal options

Once your web address deactivated, in order to redirect your former website to your new address please fill in the information below.

redirect-my-website-here.com

your permanent address:

**hdtest2-bakery.eatbu.com**

All request on your website will be redirected to your website.If you didn't fill any new web address, your web address will be redirected with a permanent 301 redirect.

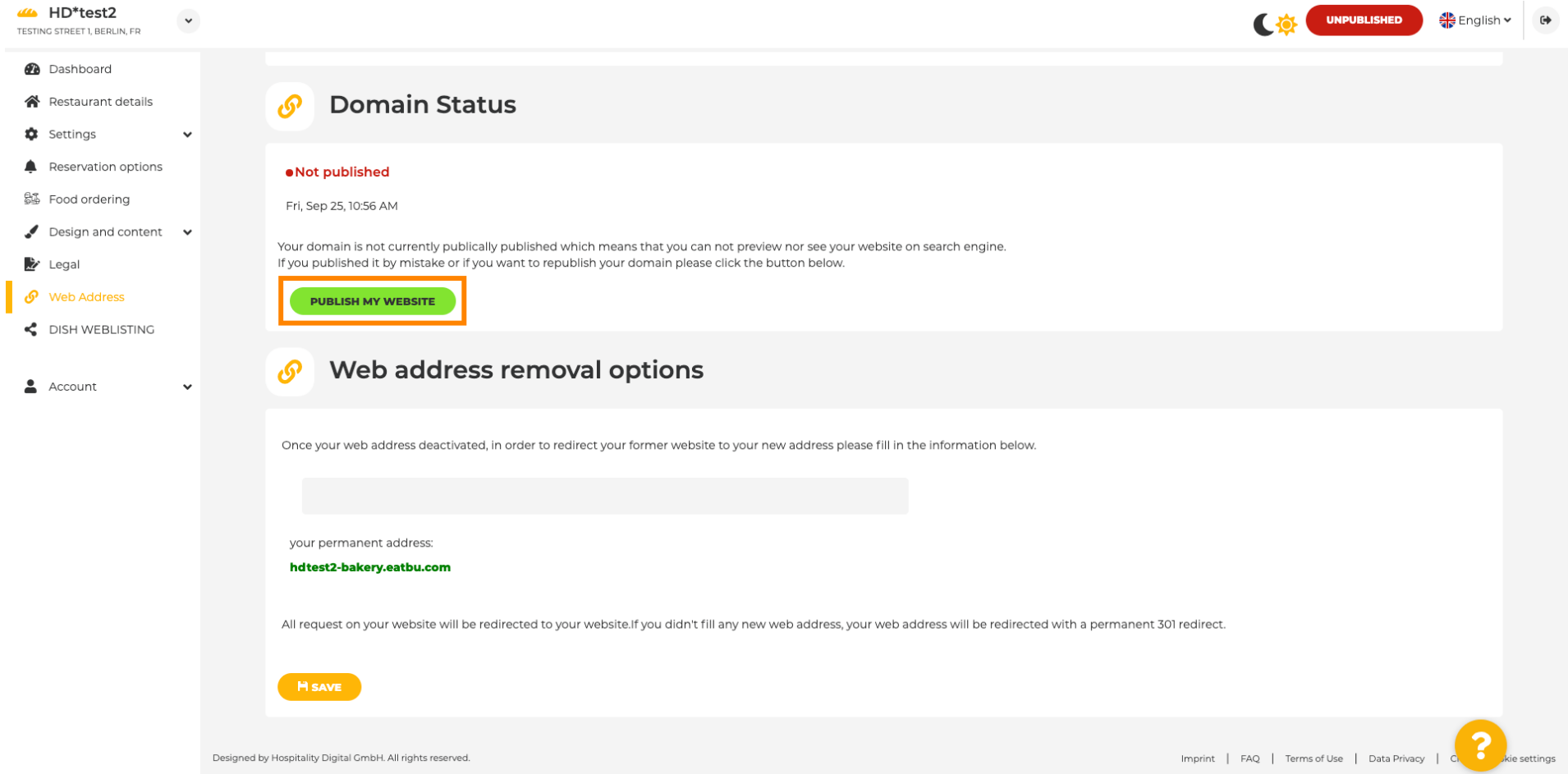
SAVE

Designed by Hospitality Digital GmbH. All rights reserved.

[Imprint](#) | 
 [FAQ](#) | 
 [Terms of Use](#) | 
 [Data Privacy](#) | 
 [Cookie settings](#)



If you no longer want to have your DISH Website unpublished click on **publish my website**.



The screenshot shows the DISH Professional Administration panel for user HD\*test2. The left sidebar contains navigation links: Dashboard, Restaurant details, Settings, Reservation options, Food ordering, Design and content, Legal, Web Address (highlighted), DISH WEBLISTING, and Account. The top right corner shows a dark mode toggle, a red 'UNPUBLISHED' badge, and a language dropdown set to English.

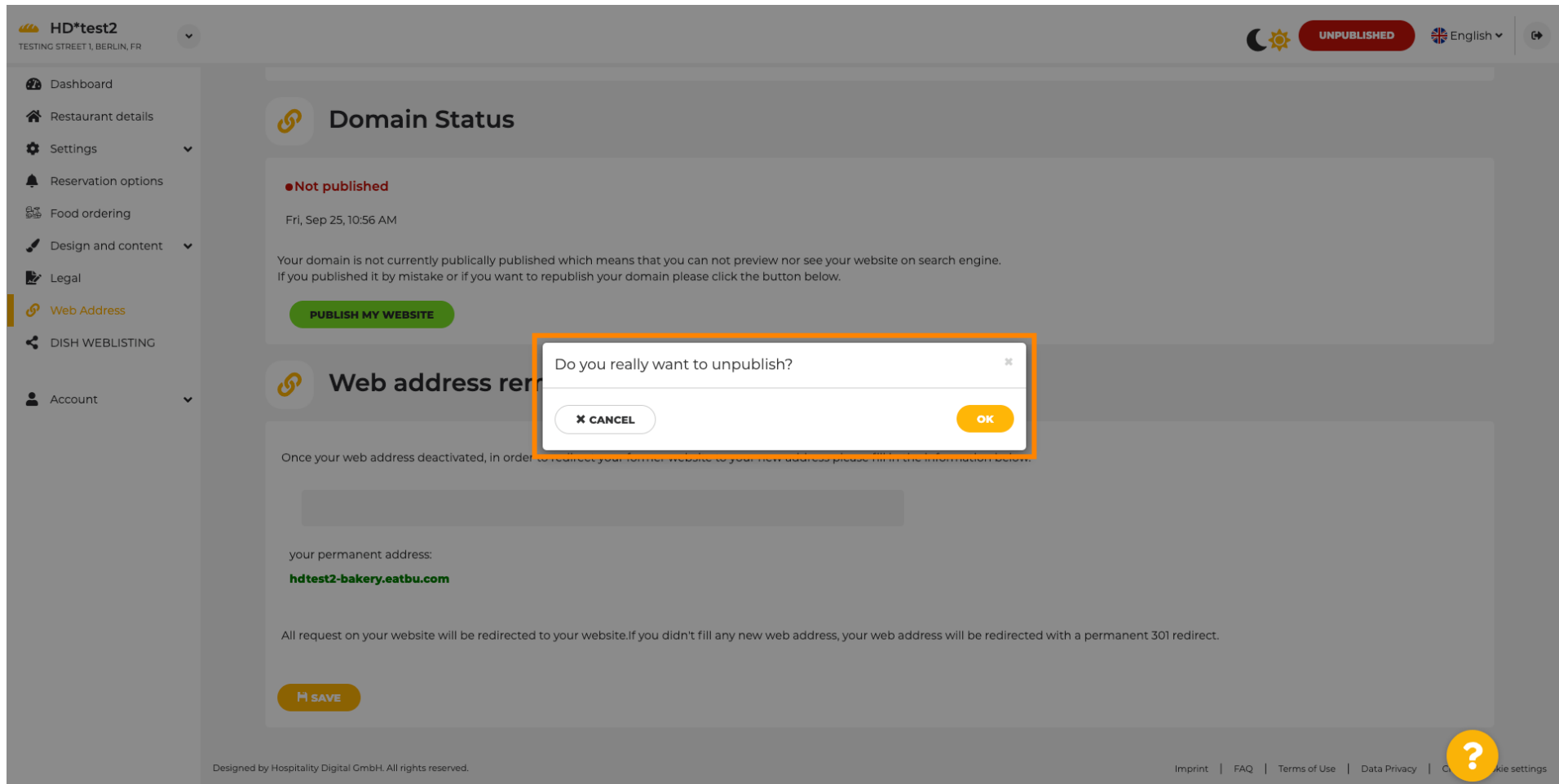
The main content area is divided into two sections:

- Domain Status:** This section features a red dot icon and the text 'Not published'. Below this, it shows the date 'Fri, Sep 25, 10:56 AM' and a message: 'Your domain is not currently publically published which means that you can not preview nor see your website on search engine. If you published it by mistake or if you want to republish your domain please click the button below.' A green button labeled 'PUBLISH MY WEBSITE' is highlighted with an orange border.
- Web address removal options:** This section contains a text box for a new web address, followed by the text 'your permanent address:' and the example 'hdtest2-bakery.eatbu.com'. Below this, it states: 'All request on your website will be redirected to your website.If you didn't fill any new web address, your web address will be redirected with a permanent 301 redirect.' A green 'SAVE' button is at the bottom of this section.

The footer of the page includes the text 'Designed by Hospitality Digital GmbH. All rights reserved.' and a row of links: Imprint, FAQ, Terms of Use, Data Privacy, and Cookie settings. A yellow circle with a question mark is positioned over the Cookie settings link.



And confirm the process by clicking **ok**.



The screenshot displays the DISH Professional Administration panel for a user named HD\*test2. The left sidebar contains navigation links: Dashboard, Restaurant details, Settings, Reservation options, Food ordering, Design and content, Legal, Web Address, DISH WEBLISTING, and Account. The main content area is divided into two sections: Domain Status and Web address reassignment. The Domain Status section shows a 'Not published' status with a 'PUBLISH MY WEBSITE' button. The Web address reassignment section shows a confirmation dialog box asking 'Do you really want to unpublish?' with 'CANCEL' and 'OK' buttons. Below the dialog, there is a text input field for a new web address, a 'SAVE' button, and a note about redirection. The footer contains copyright information and links to Imprint, FAQ, Terms of Use, Data Privacy, and a help icon.

HD\*test2  
TESTING STREET 1, BERLIN, FR

UNPUBLISHED English

Dashboard  
Restaurant details  
Settings  
Reservation options  
Food ordering  
Design and content  
Legal  
Web Address  
DISH WEBLISTING  
Account

### Domain Status

● Not published  
Fri, Sep 25, 10:56 AM

Your domain is not currently publically published which means that you can not preview nor see your website on search engine. If you published it by mistake or if you want to republish your domain please click the button below.

PUBLISH MY WEBSITE

### Web address reassignment

Do you really want to unpublish?

X CANCEL OK

Once your web address deactivated, in order to access your former website to your new address please fill in the new domain name.

your permanent address:  
**hdtest2-bakery.eatbu.com**

All request on your website will be redirected to your website. If you didn't fill any new web address, your web address will be redirected with a permanent 301 redirect.

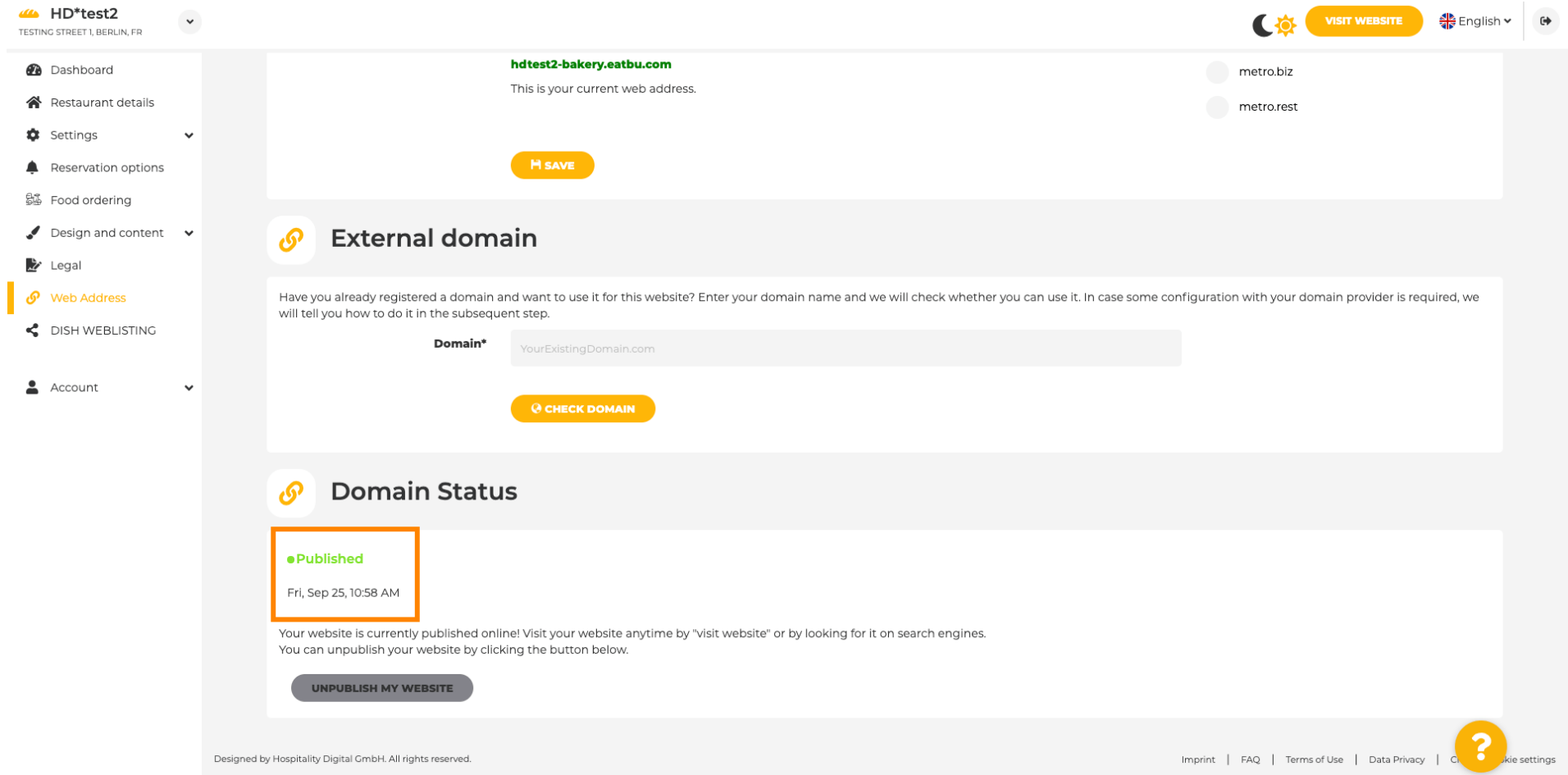
SAVE

Designed by Hospitality Digital GmbH. All rights reserved.



Imprint | FAQ | Terms of Use | Data Privacy | Help



The status of your website has changed. It's now **published**. **Note: Your website won't be redirected anymore.**


**HD\*test2**  
TESTING STREET 1, BERLIN, FR

Dashboard
Restaurant details
Settings
Reservation options
Food ordering
Design and content
Legal
Web Address
DISH WEBLISTING
Account



**VISIT WEBSITE**
English

### hdtest2-bakery.eatbu.com

This is your current web address.

SAVE

### External domain

Have you already registered a domain and want to use it for this website? Enter your domain name and we will check whether you can use it. In case some configuration with your domain provider is required, we will tell you how to do it in the subsequent step.

Domain\*

CHECK DOMAIN

### Domain Status

Published

Fri, Sep 25, 10:58 AM

Your website is currently published online! Visit your website anytime by "visit website" or by looking for it on search engines. You can unpublish your website by clicking the button below.


UNPUBLISH MY WEBSITE




Imprint
FAQ
Terms of Use
Data Privacy
Cookie settings


?














On **DISH Weblisting** you can switch to HD Weblisting service. DISH Weblisting connects the website with a new or existing Google my business account.



**Test Bistro Train..**  
TRAINING STREET 007, BERLIN, DE





[VISIT WEBSITE](#)


English



-  Dashboard
-  Restaurant details
-  Settings
-  Reservation options
-  Food ordering
-  Design and content
-  Legal
-  Web Address
-  **DISH WEBLISTING**
-  Account


**Dish Web Listing**





Manage your Business Listing on Google. All in one place. Introduction the Dish Web Listing service.


Managing your business listing is no longer part of your DISH WEBSITE dashboard. Don't worry: we made sure it got a great new home on Dish Web Listing.


No further action from you is required at this point. All data can be found at the new HD service Dish Web Listing.


Click the button below to be redirected to your Dish Web Listing account. From there, you can create, view, manage or delete your Google listing profile.



Profile Management


Personal Dashboard


Reputation Management


Keep Control


Online visibility



DISH WEB LISTING

[GO TO DISH WEB LISTING](#)

By clicking this button you will be redirected to our Dish Service Dish Web Listing


Designed by Hospitality Digital GmbH. All rights reserved.







[Imprint](#)
[FAQ](#)
[Terms of Use](#)
[Data Privacy](#)
[Change cookie settings](#)


















On **your data** you can change, export and delete personal information which is saved.


**Test Bistro Train..**
  
TRAINING STREET 007, BERLIN, DE




**VISIT WEBSITE**

English



 Dashboard
  Restaurant details
  Settings
  Reservation options
  Food ordering
  Design and content
  Legal
  Web Address
  DISH WEBLISTING

 Account
  **Your data**
 Profile




## Your data

We take the safety of your personal data seriously and it is important to us to give you full transparency. In this section you will find information on what personal data is being stored, what we need it for and how we secure it. If your question is not answered in the following descriptions, you will find instructions for self-service below as well.

We take the protection of our Users' personal data seriously. The following Privacy Policy is therefore intended to inform you about the processing of your personal data in accordance with Regulation (EU) 2016/679 ("GDPR"). In particular, we explain which personal data we collect, for what purposes we process these personal data, which technologies we use, to whom we transfer personal data and what rights you are entitled to under the GDPR.


- General Information**
- Automated Processing of Personal Data when Accessing our Website**
- Cookies**
- Registration for the Services**
- Use of the Services**
- Customer Analysis and Marketing**
- Joint Controllership**
- Contact**
- Transfer of Personal Data to Third Parties**
- Deletion of Personal Data**
- Data Security**
- Your Rights**



## Change existing personal data


You can change your personal data in the following sections:






- [Restaurant details](#)

















On **profile** you can edit user profile, password or delete the account/establishment.


**Test Bistro Train..**  
TRAINING STREET 007, BERLIN, DE




[VISIT WEBSITE](#)
 English
 

-  Dashboard
-  Restaurant details
-  Settings
-  Reservation options
-  Food ordering
-  Design and content
-  Legal
-  Web Address
-  DISH WEBLISTING
-  Account
  -  Your data
  -  Profile

## User profile

Please provide the details of your main contact person.

**Salutation\***

**First Name\***

**Last name\***

**E-mail\***


[SAVE](#)

## Change your password

To change the password of your DISH account, please click the following link.

[CHANGE YOUR PASSWORD](#)

## Delete establishment

 Your DISH RESERVATION accounts are untouched by this action and will continue to exist.

Here you can irrevocably delete the establishment **"Test Bistro Training"**. The created website and all establishment data will be deleted. After you have clicked the button we will ask for your password to confirm this action. Afterwards, all mentioned data will be erased. This cannot be undone. Account deletion can take up to one month.

