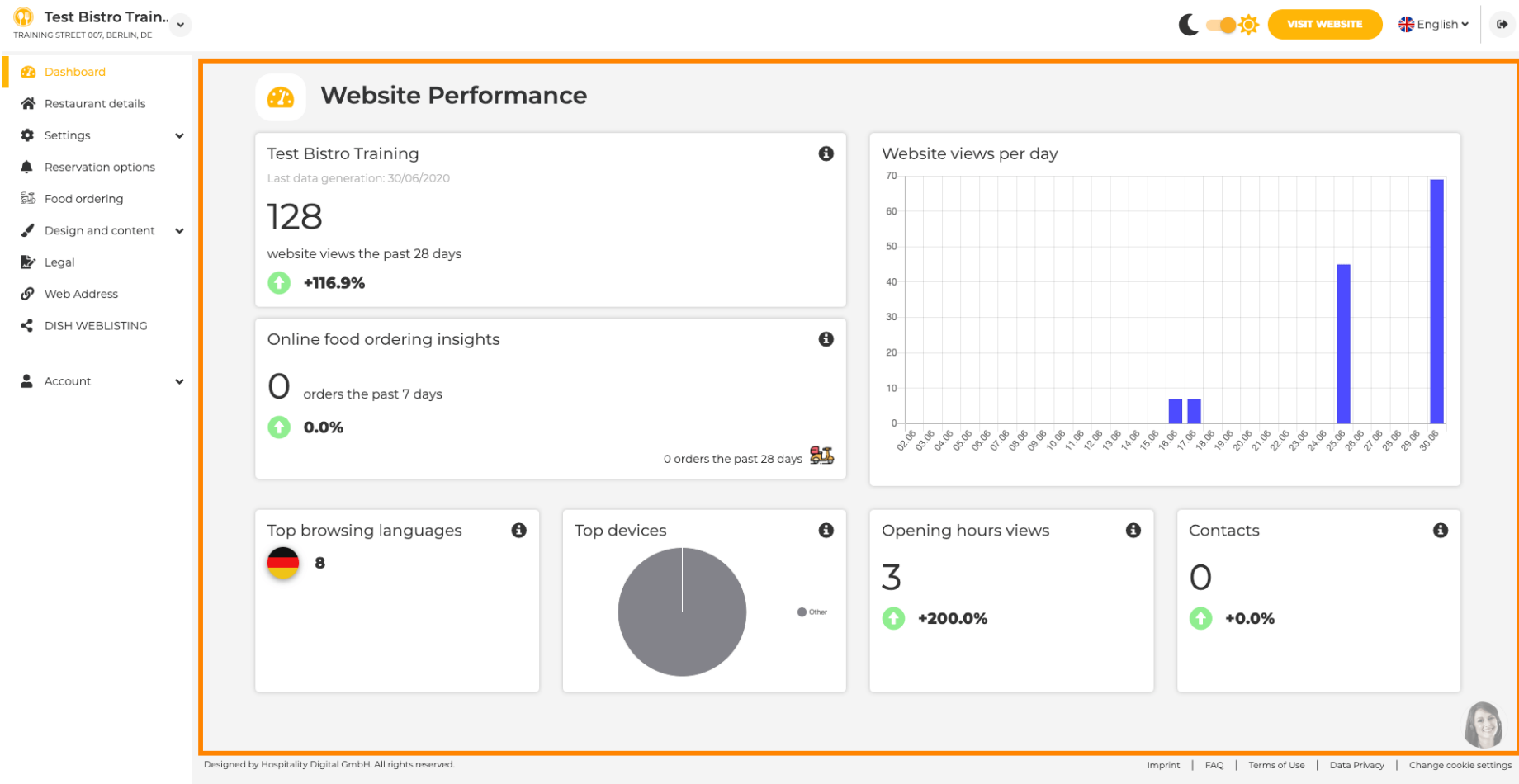










Das **Dashboard** bietet einen Überblick über den Traffic auf der Website. Diese Statistiken sind sehr hilfreich für weitere Analysen.
















Unter **Restaurantdetails** können die Kontaktdaten des Betriebs bearbeitet werden. Außerdem können die **Social-Media-Konten** des Unternehmens verknüpft werden.



**Test Bistro Train..**  
TRAINING STREET 007, BERLIN, DE




**VISIT WEBSITE**

English


 Dashboard
  **Restaurant details**
 Settings
  Reservation options
  Food ordering
  Design and content
  Legal
  Web Address
  DISH WEBLISTING
  Account


**Address & contact details**

By unchecking this box the establishment name will not be shown over your cover image anymore. This makes sense, when your cover image includes your establishment name already.

**Name\***  


**Street\***

**Additional**


**ZIP code\***


**City\***

**Country**


 **SAVE**

The phone number and email address will be used by your guests to communicate with you. By clicking on the checkboxes, they will be displayed on your website.


**Phone\***  



**E-mail\***  


A contact form provides customers a more convenient way to write you a message. Additionally, customers can contact you even when you disabled the public display of your email address.


 **Show a contact form on the website**

**E-mail language\***


**Social network links**

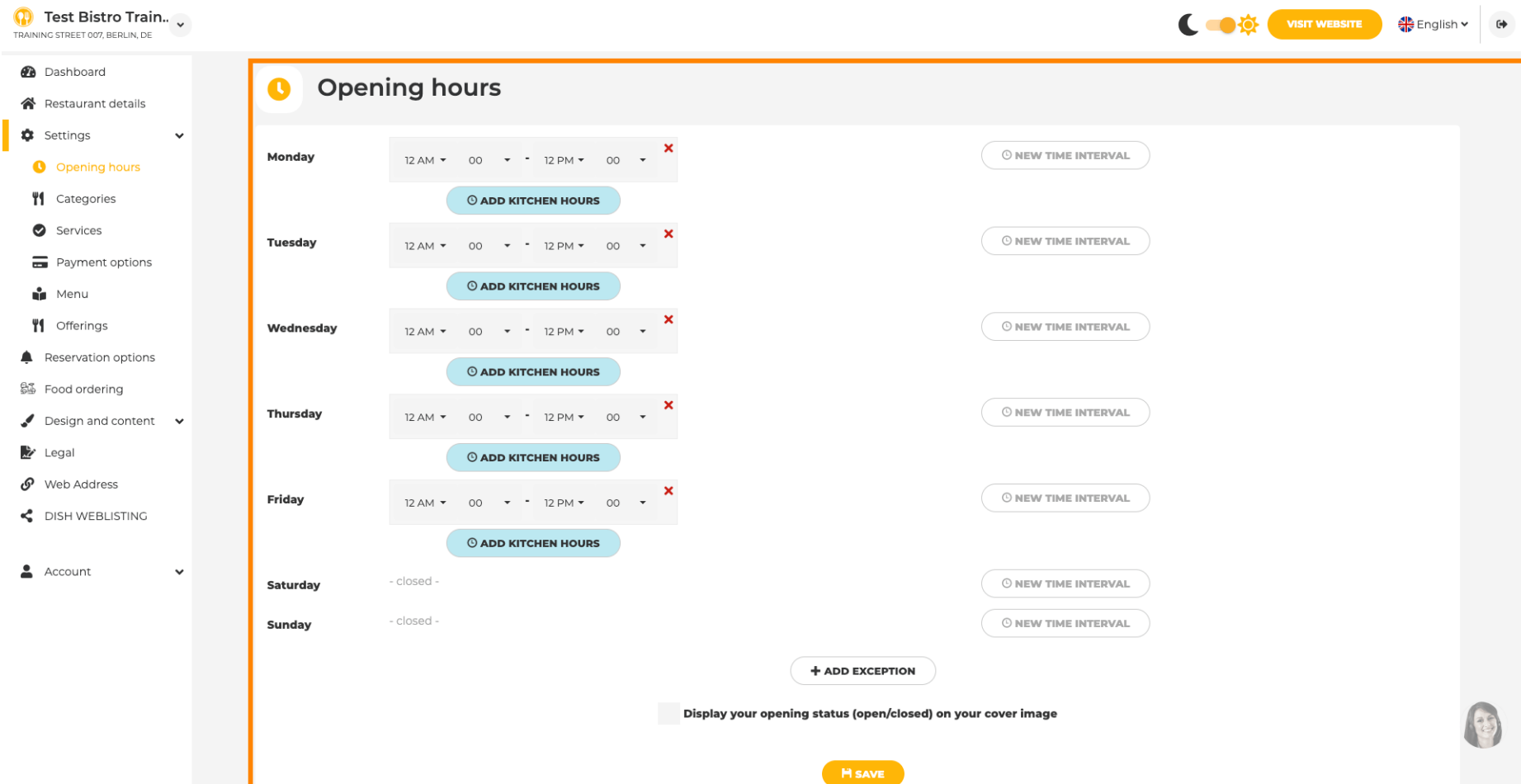
Facebook   

 **ADD LINK**

 **SAVE**



Unter **Öffnungszeiten können** Sie die Öffnungszeiten bearbeiten. Außerdem können Sie abweichende **Küchenzeiten** und spezielle **Ausnahmen** für zB Feiertage hinzufügen.



The screenshot shows the 'Opening hours' administration page for 'Test Bistro Train..'. The left sidebar contains a navigation menu with options like Dashboard, Restaurant details, Settings, Opening hours (selected), Categories, Services, Payment options, Menu, Offerings, Reservation options, Food ordering, Design and content, Legal, Web Address, DISH WEBLISTING, and Account. The main content area is titled 'Opening hours' and displays a table for setting opening hours for each day of the week. Each day has a time interval selector (e.g., 12 AM to 12 PM) and a button to 'ADD KITCHEN HOURS'. There are also buttons for 'NEW TIME INTERVAL' and 'ADD EXCEPTION'. At the bottom, there is a 'SAVE' button and a checkbox to 'Display your opening status (open/closed) on your cover image'.

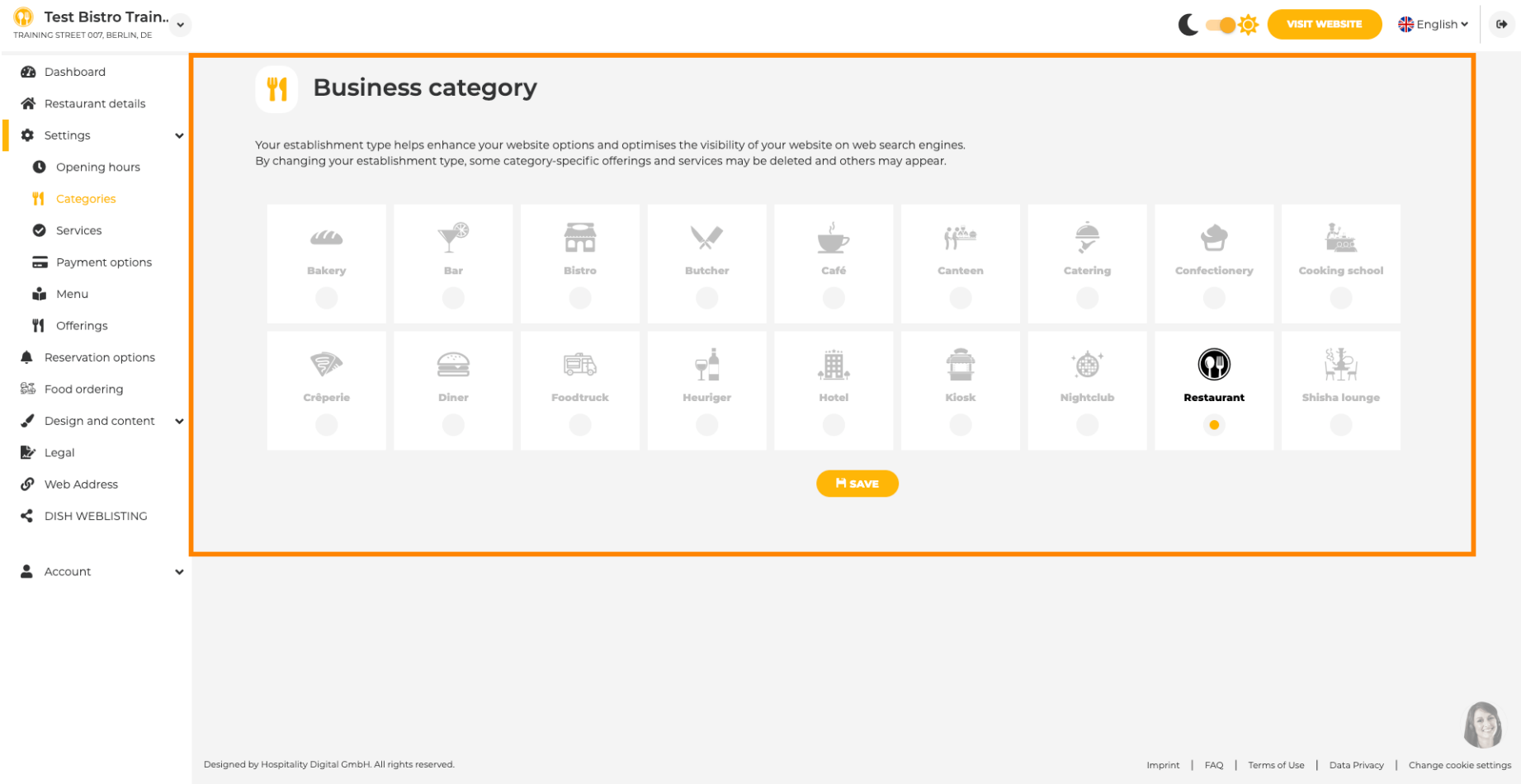
Day	Opening Hours	Kitchen Hours	Exception
Monday	12 AM - 12 PM	ADD KITCHEN HOURS	NEW TIME INTERVAL
Tuesday	12 AM - 12 PM	ADD KITCHEN HOURS	NEW TIME INTERVAL
Wednesday	12 AM - 12 PM	ADD KITCHEN HOURS	NEW TIME INTERVAL
Thursday	12 AM - 12 PM	ADD KITCHEN HOURS	NEW TIME INTERVAL
Friday	12 AM - 12 PM	ADD KITCHEN HOURS	NEW TIME INTERVAL
Saturday	- closed -		NEW TIME INTERVAL
Sunday	- closed -		NEW TIME INTERVAL

Buttons: + ADD EXCEPTION, SAVE




Checkbox: Display your opening status (open/closed) on your cover image





Unter **Kategorien** können Sie die Geschäftskategorie ändern. Hinweis: Jegliche Änderungen wirken sich auch auf Änderungen an Angeboten und Diensten aus.


**Test Bistro Train..**

TRAINING STREET 007, BERLIN, DE




[VISIT WEBSITE](#)


 English



Dashboard

Restaurant details

Settings

Opening hours

**Kategorien**

Services

Payment options

Menu

Offerings

Reservation options

Food ordering


Design and content

Legal



















Web Address


DISH WEBLISTING


Account


**Business category**

Your establishment type helps enhance your website options and optimises the visibility of your website on web search engines. By changing your establishment type, some category-specific offerings and services may be deleted and others may appear.

 Bakery	 Bar	 Bistro	 Butcher	 Café	 Canteen	 Catering	 Confectionery	 Cooking school
 Crêperie	 Diner	 Foodtruck	 Heuriger	 Hotel	 Kiosk	 Nightclub	 <b>Restaurant</b>	 Shisha lounge


**SAVE**







Designed by Hospitality Digital GmbH. All rights reserved.

[Imprint](#) | 
 [FAQ](#) | 
 [Terms of Use](#) | 
 [Data Privacy](#) | 
 [Change cookie settings](#)



Unter **Dienste** können Sie die Einrichtungsdienste ändern oder hinzufügen. Sie haben Auswirkungen auf die Sichtbarkeit von Web-Suchmaschinen.





















**Test Bistro Train..**  
TRAINING STREET 007, BERLIN, DE




[VISIT WEBSITE](#)
English

- Dashboard
- Restaurant details
- Settings**
  - Opening hours
  - Categories
  - Services**
  - Payment options
  - Menu
  - Offerings
- Reservation options
- Food ordering
- Design and content
- Legal
- Web Address
- DISH WEBLISTING
- Account

## Services

Your services will be displayed on the generated website as icons. This will help your visitors understand which services are available in your establishment and will optimise visibility of your website on web search engines.

 <b>Accessible</b> <input checked="" type="checkbox"/>	 <b>Air conditioning</b> <input checked="" type="checkbox"/>	 <b>Buffet</b> <input type="checkbox"/>	 <b>Catering</b> <input type="checkbox"/>	 <b>Delivery</b> <input type="checkbox"/>	 <b>Free Wifi</b> <input type="checkbox"/>	 <b>Heated terrace</b> <input type="checkbox"/>	 <b>Kid's corner</b> <input type="checkbox"/>	 <b>Outside seating</b> <input type="checkbox"/>
 <b>Paid Wifi</b> <input type="checkbox"/>	 <b>Pets allowed</b> <input type="checkbox"/>	 <b>Private events</b> <input type="checkbox"/>	 <b>Rooftop Bar</b> <input type="checkbox"/>	 <b>Room service</b> <input type="checkbox"/>	 <b>Self parking</b> <input checked="" type="checkbox"/>	 <b>Smoking area</b> <input type="checkbox"/>	 <b>Takeaway</b> <input type="checkbox"/>	 <b>Valet parking</b> <input type="checkbox"/>
 <b>Wedding receptions</b> <input type="checkbox"/>								


SAVE




Designed by Hospitality Digital GmbH. All rights reserved.

[Imprint](#) | 
 [FAQ](#) | 
 [Terms of Use](#) | 
 [Data Privacy](#) | 
 [Change cookie settings](#)



Unter **Zahlungsoptionen können** Sie Zahlungsoptionen aktivieren oder deaktivieren.















 **Test Bistro Train..**  
TRAINING STREET 007, BERLIN, DE




[VISIT WEBSITE](#)
English

- Dashboard
- Restaurant details
- Settings**
  - Opening hours
  - Categories
  - Services
  - Payment options**
  - Menu
  - Offerings
- Reservation options
- Food ordering
- Design and content
- Legal
- Web Address
- DISH WEBLISTING
- Account

## Accepted payment options


Select the payment methods accepted by your establishments. These methods will be displayed on your website and will help optimize your website search results.

 <b>AMEX</b> <input checked="" type="checkbox"/>	 Apple Pay <input type="checkbox"/>	 Bank transfer <input type="checkbox"/>	 Cash <input type="checkbox"/>	 Cheque <input type="checkbox"/>	 Contactless payment <input type="checkbox"/>	 Debit Card <input type="checkbox"/>	 Diners Club <input type="checkbox"/>	 EC Card <input type="checkbox"/>
 Maestro <input type="checkbox"/>	 <b>Mastercard</b> <input checked="" type="checkbox"/>	 PayPal <input type="checkbox"/>	 Ticket Restaurant® <input type="checkbox"/>	 <b>VISA</b> <input checked="" type="checkbox"/>				

[SAVE](#)

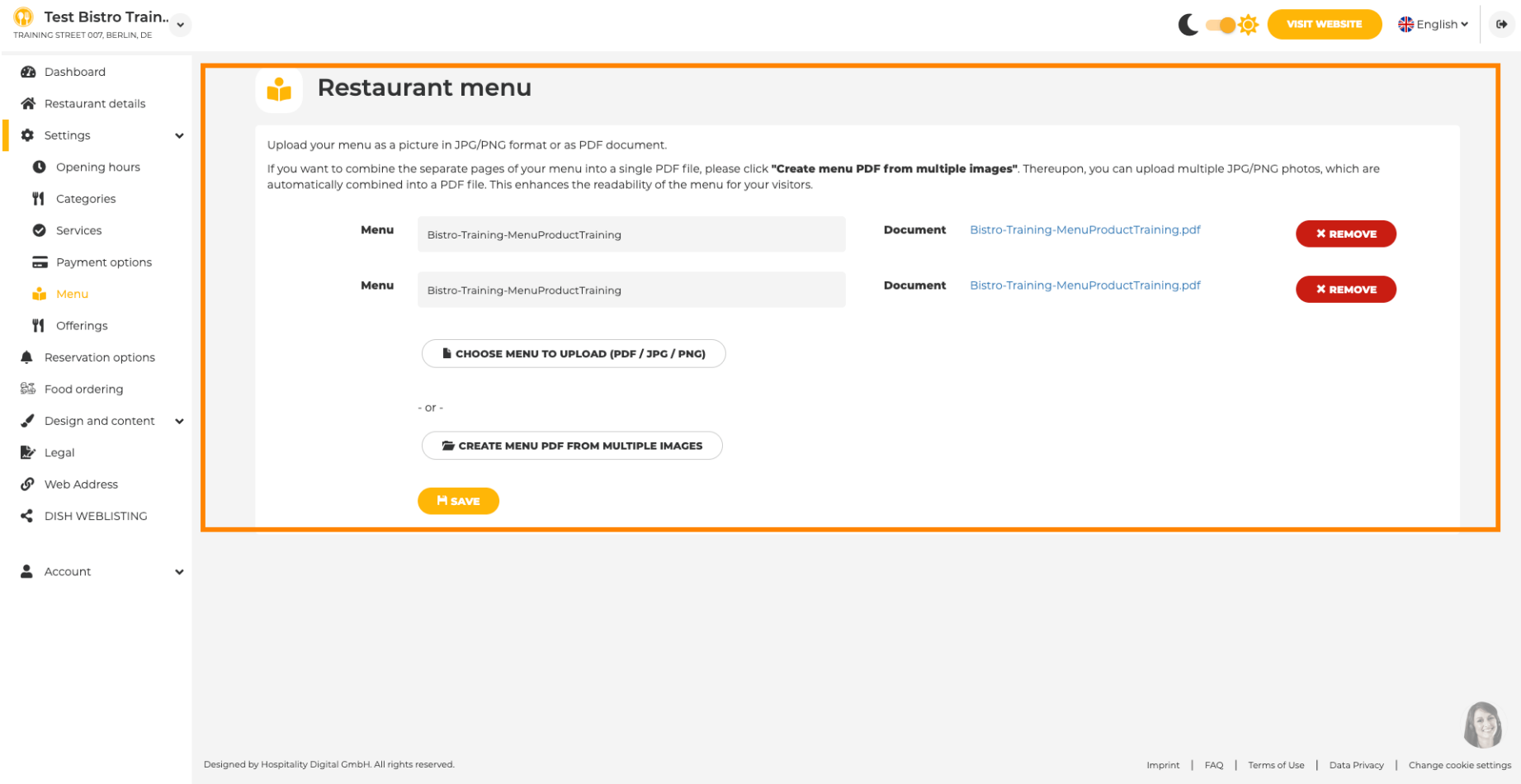
Designed by Hospitality Digital GmbH. All rights reserved.

[Imprint](#) | 
 [FAQ](#) | 
 [Terms of Use](#) | 
 [Data Privacy](#) | 
 [Change cookie settings](#)





Unter **Menü** können Sie der Website ein neues Menü hinzufügen. Laden Sie einfach ein Dokument hoch oder erstellen Sie aus Bildern ein PDF.

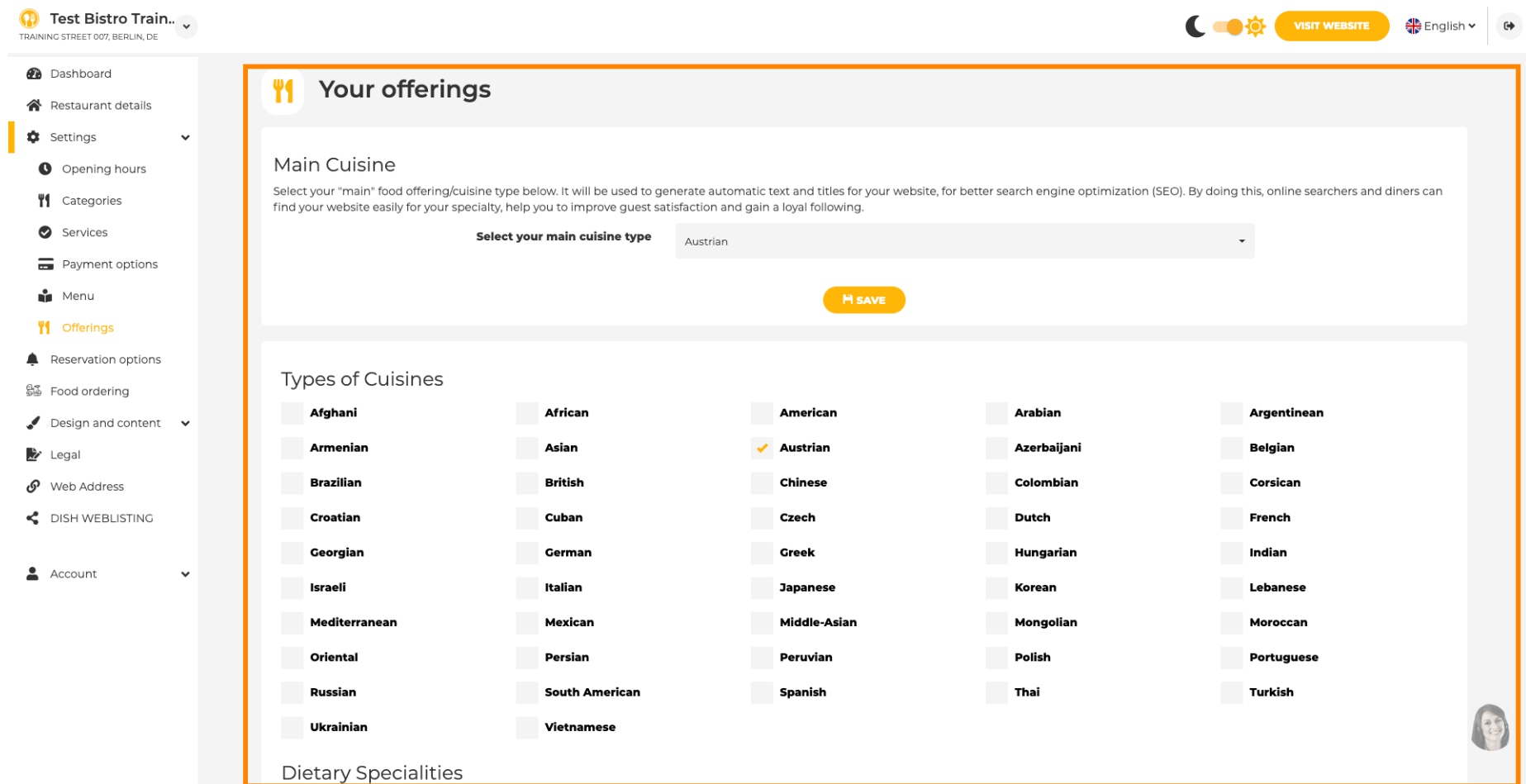


The screenshot displays the 'Restaurant menu' section of the DISH Professional administration interface. The interface is in German and shows the following elements:

- Header:** 'Test Bistro Train..' with a dropdown arrow, 'TRAINING STREET 007, BERLIN, DE', a 'VISIT WEBSITE' button, and a language selector set to 'English'.
- Left Sidebar:** A list of navigation options including Dashboard, Restaurant details, Settings (highlighted with an orange bar), Opening hours, Categories, Services, Payment options, Menu (highlighted with an orange bar), Offerings, Reservation options, Food ordering, Design and content, Legal, Web Address, DISH WEBLISTING, and Account.
- Main Content Area:**
  - Restaurant menu:** A section with an icon of a menu book.
  - Instructions:** 'Upload your menu as a picture in JPG/PNG format or as PDF document. If you want to combine the separate pages of your menu into a single PDF file, please click "Create menu PDF from multiple images". Thereupon, you can upload multiple JPG/PNG photos, which are automatically combined into a PDF file. This enhances the readability of the menu for your visitors.'
  - Menu List:** A table with two rows, each showing 'Menu' as 'Bistro-Training-MenuProductTraining' and 'Document' as 'Bistro-Training-MenuProductTraining.pdf'. Each row has a red 'X REMOVE' button.
  - Buttons:** 'CHOOSE MENU TO UPLOAD (PDF / JPG / PNG)', 'CREATE MENU PDF FROM MULTIPLE IMAGES', and a yellow 'SAVE' button.
- Footer:** 'Designed by Hospitality Digital GmbH. All rights reserved.' and a list of links: Imprint, FAQ, Terms of Use, Data Privacy, and Change cookie settings. A small profile picture of a woman is also visible.



Unter **Angebote** können Sie die Küchenarten und andere allgemeine Angebote bearbeiten. Hinweis: Wählen Sie Ihre Hauptküche mit Bedacht aus, da dies den automatisierten Text und die Ergebnisse von Suchmaschinen beeinflusst.

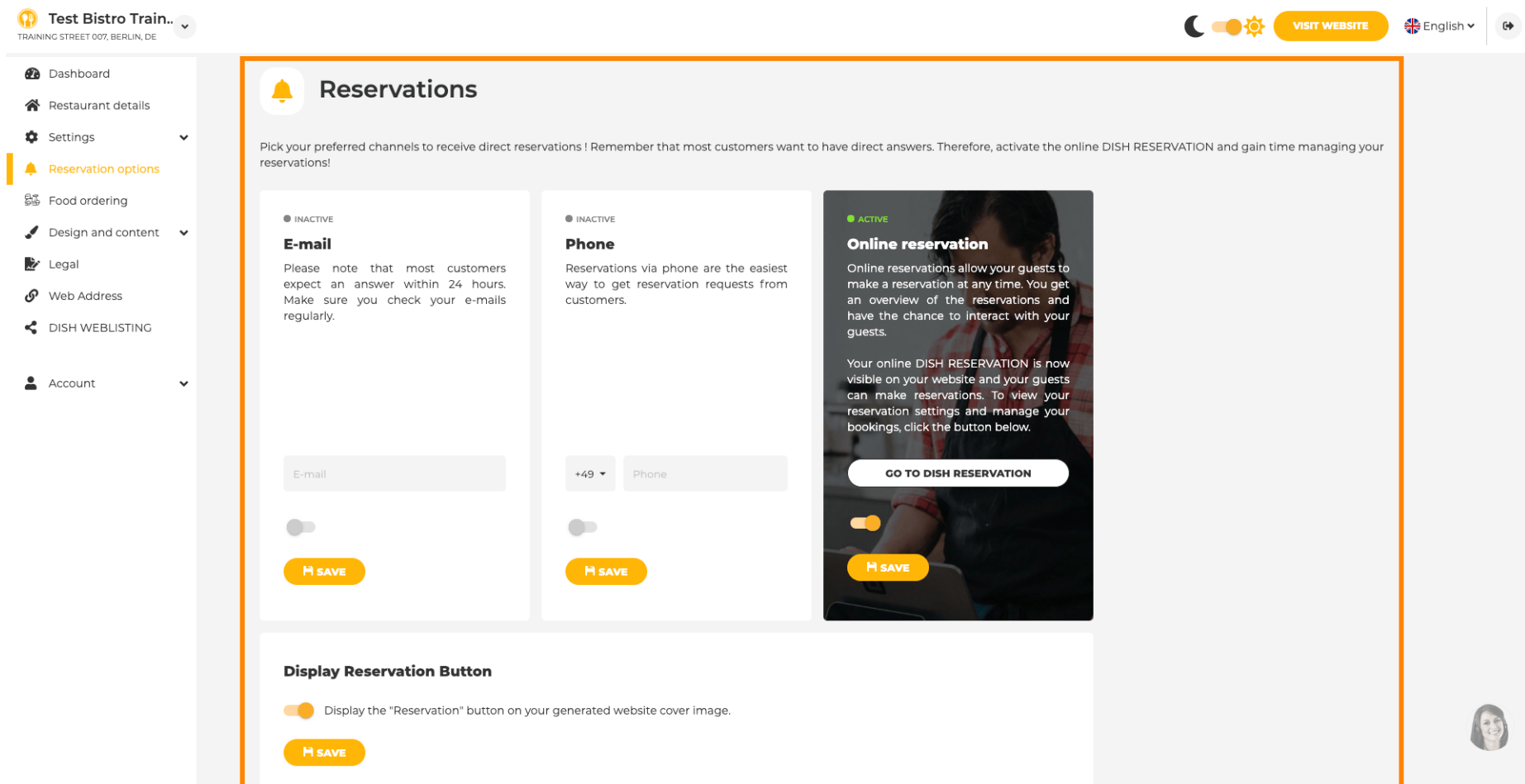


The screenshot shows the 'Your offerings' section in the DISH Professional administration interface. The left sidebar contains a navigation menu with options: Dashboard, Restaurant details, Settings, Opening hours, Categories, Services, Payment options, Menu, Offerings (highlighted), Reservation options, Food ordering, Design and content, Legal, Web Address, DISH WEBLISTING, and Account. The main content area is titled 'Your offerings' and features a 'Main Cuisine' section with a dropdown menu set to 'Austrian' and a 'SAVE' button. Below this is a 'Types of Cuisines' section displaying a grid of cuisine options, with 'Austrian' selected. The grid includes: Afghan, African, American, Arabian, Argentinean, Armenian, Asian, Austrian, Azerbaijani, Belgian, Brazilian, British, Chinese, Colombian, Corsican, Croatian, Cuban, Czech, Dutch, French, Georgian, German, Greek, Hungarian, Indian, Israeli, Italian, Japanese, Korean, Lebanese, Mediterranean, Mexican, Middle-Asian, Mongolian, Moroccan, Oriental, Persian, Peruvian, Polish, Portuguese, Russian, South American, Spanish, Thai, Turkish, Ukrainian, and Vietnamese. A 'Dietary Specialities' section is partially visible at the bottom. The top right of the interface shows a dark mode toggle, a 'VISIT WEBSITE' button, and a language selector set to 'English'.





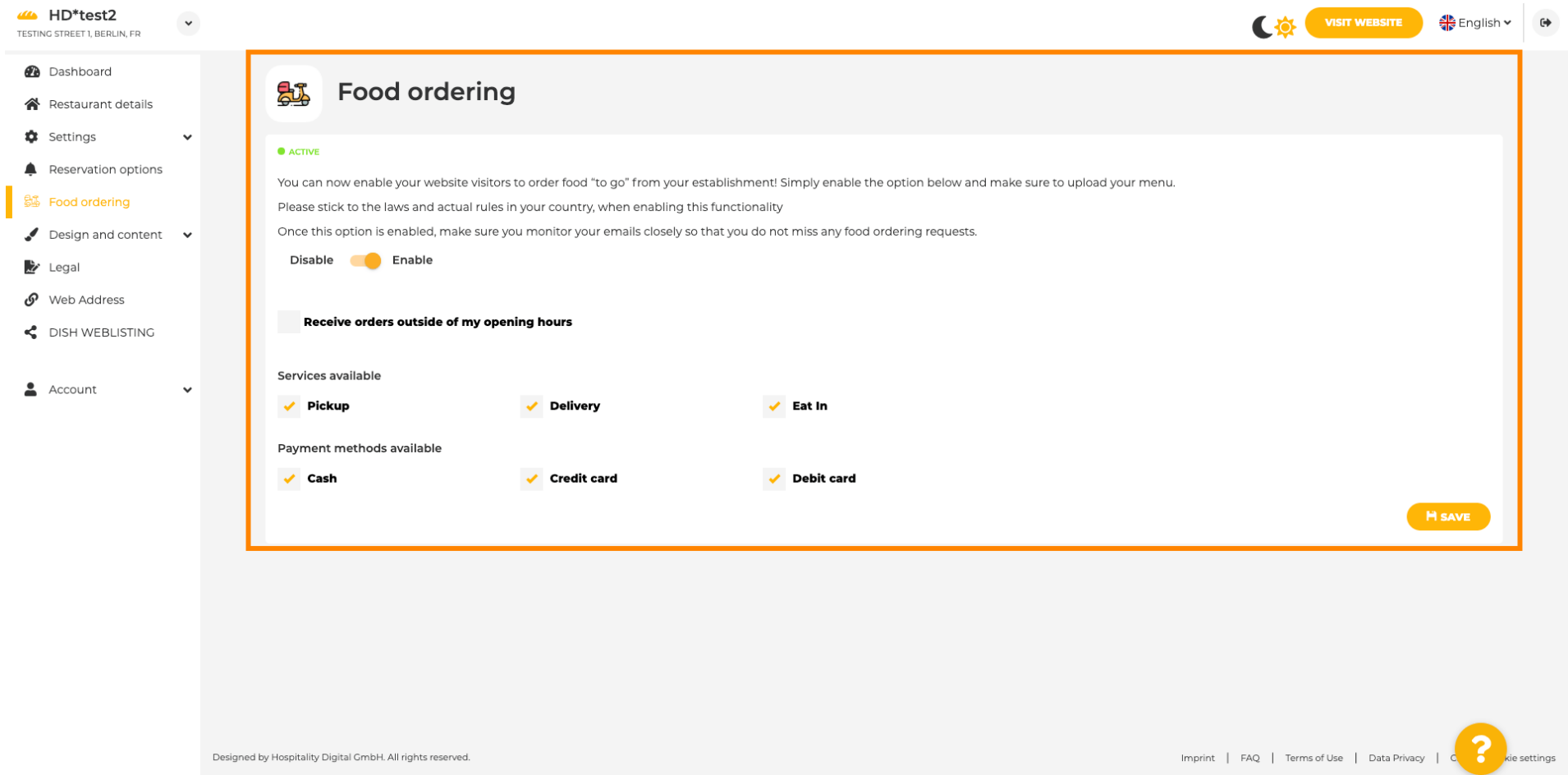
Unter **Reservierungen** können Sie die bevorzugten Optionen auswählen, um Reservierungen über die Website zu erhalten. Hier können Sie das HD-Reservierungstool bestellen oder aktivieren. Außerdem können Sie den Reservierungsbutton auf dem Titelbild aktivieren.



The screenshot shows the 'Reservations' section of the DISH Professional administration interface. The left sidebar contains a menu with options: Dashboard, Restaurant details, Settings, Reservation options (highlighted), Food ordering, Design and content, Legal, Web Address, DISH WEBLISTING, and Account. The main content area is titled 'Reservations' and includes a notification: 'Pick your preferred channels to receive direct reservations! Remember that most customers want to have direct answers. Therefore, activate the online DISH RESERVATION and gain time managing your reservations!'. There are three toggle switches for reservation channels: 'E-mail' (inactive), 'Phone' (inactive), and 'Online reservation' (active). Each toggle has a 'SAVE' button. The 'Online reservation' section also includes a 'GO TO DISH RESERVATION' button. At the bottom, there is a 'Display Reservation Button' toggle (active) with a 'SAVE' button. The top right of the interface shows a 'VISIT WEBSITE' button, a language dropdown set to 'English', and a user profile icon.



Bei **der Essensbestellung** können Sie ein Bestellformular für Bestellungen zum Mitnehmen deaktivieren oder aktivieren. Hinweis : Diese Funktion ist verfügbar, nachdem ein Menü auf die Website hochgeladen wurde.



**HD\*test2**  
TESTING STREET 1, BERLIN, FR

**Food ordering**

**ACTIVE**

You can now enable your website visitors to order food "to go" from your establishment! Simply enable the option below and make sure to upload your menu.  
Please stick to the laws and actual rules in your country, when enabling this functionality  
Once this option is enabled, make sure you monitor your emails closely so that you do not miss any food ordering requests.

Disable ☒ Enable

**Receive orders outside of my opening hours**

Services available

☒ Pickup ☒ Delivery ☒ Eat In

Payment methods available

☒ Cash ☒ Credit card ☒ Debit card

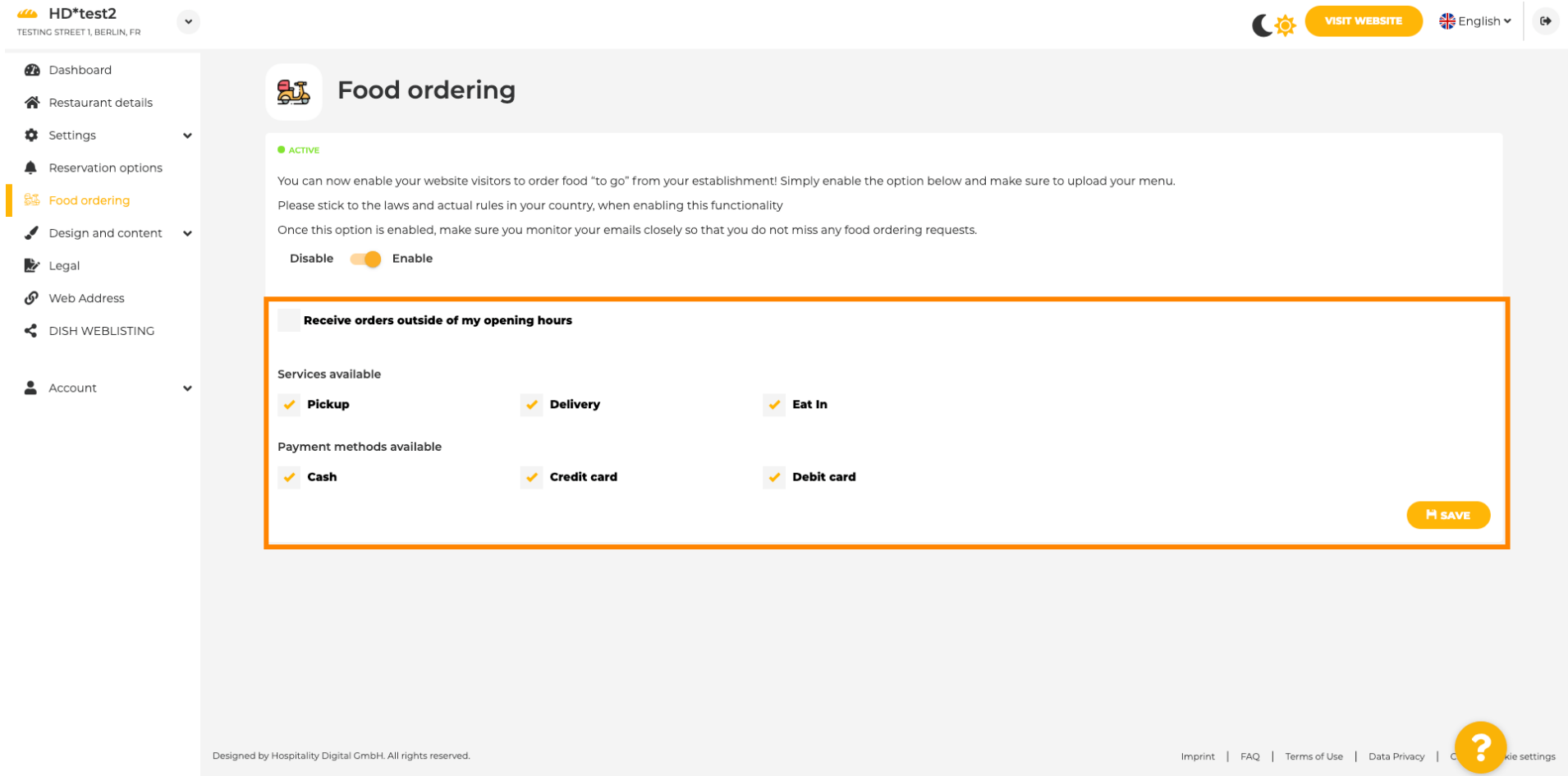
**SAVE**

Designed by Hospitality Digital GmbH. All rights reserved.

Imprint | FAQ | Terms of Use | Data Privacy | Cookie settings



Sie können wählen, ob Bestellungen auch **außerhalb der Öffnungszeiten entgegengenommen werden können**. Darüber hinaus können Sie verfügbare Dienste und Zahlungsmethoden aktivieren.



**HD\*test2**  
TESTING STREET 1, BERLIN, FR

**Food ordering**

**ACTIVE**

You can now enable your website visitors to order food "to go" from your establishment! Simply enable the option below and make sure to upload your menu.

Please stick to the laws and actual rules in your country, when enabling this functionality

Once this option is enabled, make sure you monitor your emails closely so that you do not miss any food ordering requests.

Disable ☒ Enable

**Receive orders outside of my opening hours**

Services available

☒ Pickup ☒ Delivery ☒ Eat in

Payment methods available

☒ Cash ☒ Credit card ☒ Debit card

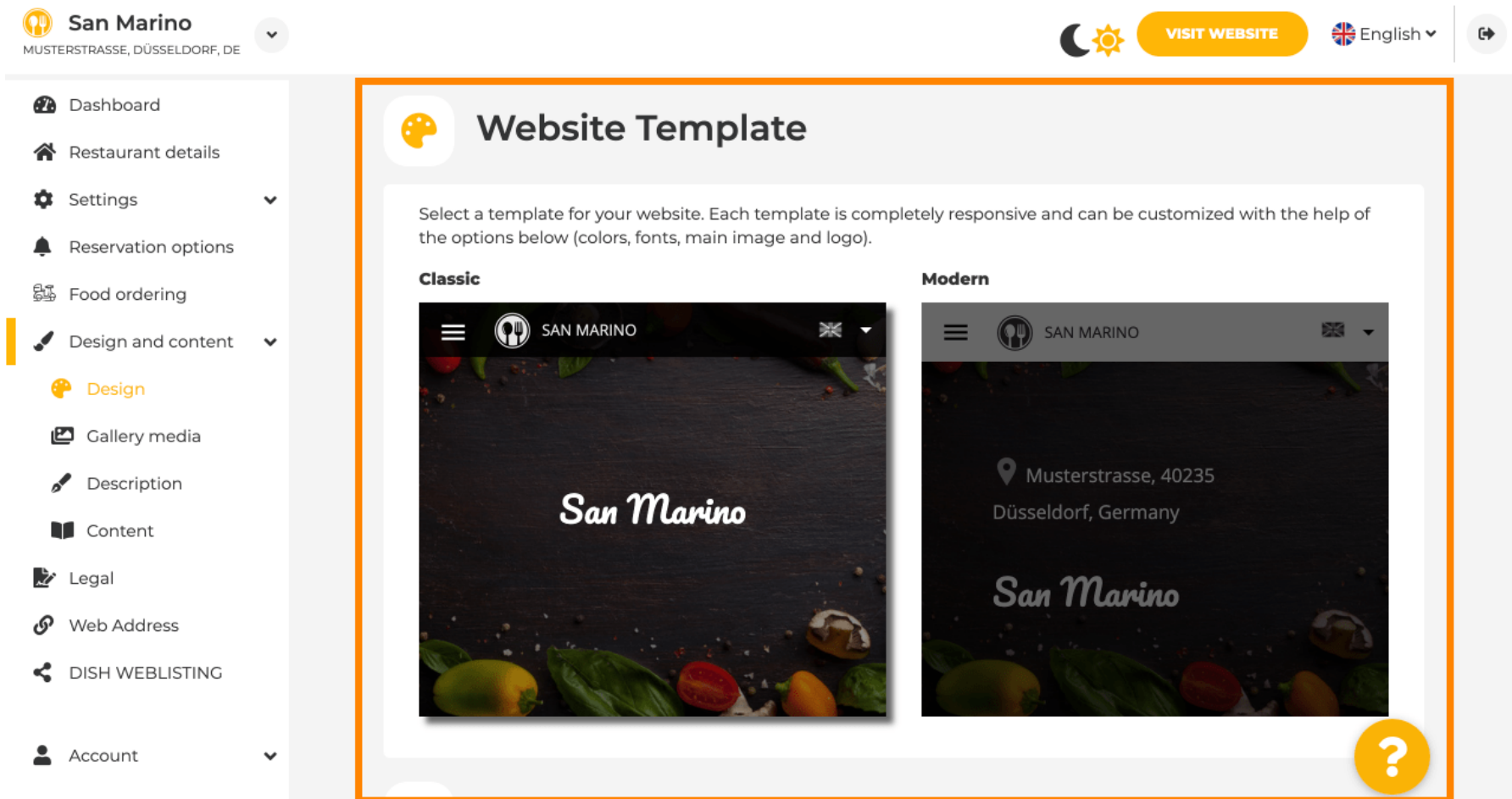
**SAVE**

Designed by Hospitality Digital GmbH. All rights reserved.

Imprint | FAQ | Terms of Use | Data Privacy | Cookie settings



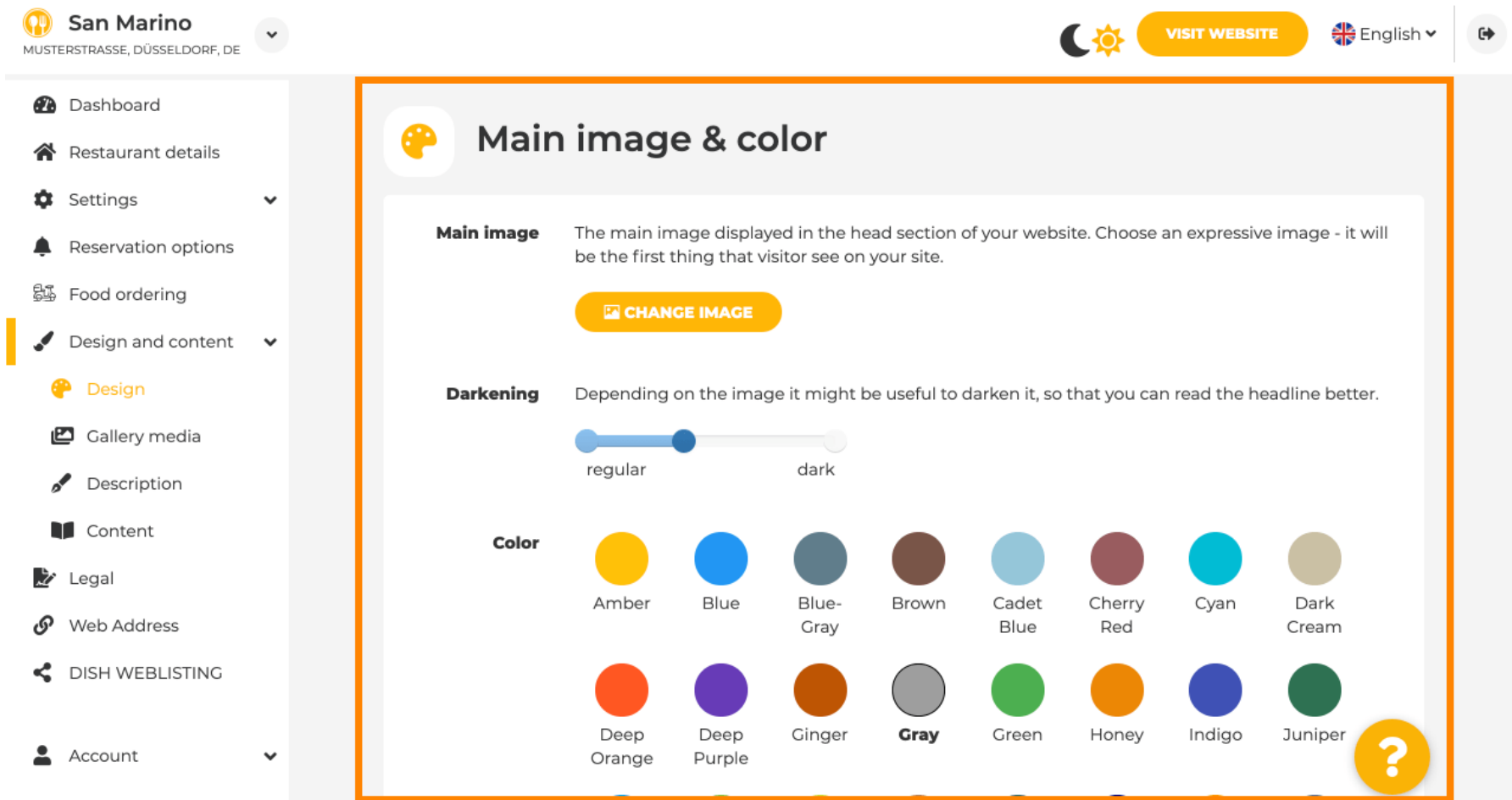
Beim **Design** können Sie zwischen dem klassischen Template oder dem modernen Template für Ihre Website wählen.






The screenshot displays the DISH Professional administration interface. On the left is a sidebar menu with the following items: Dashboard, Restaurant details, Settings, Reservation options, Food ordering, Design and content (highlighted with an orange bar), Design (highlighted with an orange dot), Gallery media, Description, Content, Legal, Web Address, DISH WEBLISTING, and Account. The main content area is titled 'Website Template' and contains the following text: 'Select a template for your website. Each template is completely responsive and can be customized with the help of the options below (colors, fonts, main image and logo).' Below this text are two template preview cards: 'Classic' and 'Modern'. The 'Classic' preview shows a dark background with the text 'San Marino' in a white script font. The 'Modern' preview shows a dark background with the text 'San Marino' in a white script font, and above it, the address 'Musterstrasse, 40235 Düsseldorf, Germany' in a white sans-serif font. In the top right corner of the interface, there is a 'VISIT WEBSITE' button, a language selector set to 'English', and a dark/light mode toggle. A yellow circular help icon with a question mark is located in the bottom right corner of the template selection area.










Wenn Sie nach unten scrollen, können Sie weitere Designeinstellungen wie das **Hauptbild und die Farbe** anpassen .










**San Marino**  
MUSTERSTRASSE, DÜSSELDORF, DE




[VISIT WEBSITE](#)


English



 Dashboard
 Restaurant details
 Settings
 Reservation options
 Food ordering
 Design and content

 Design
 Gallery media
 Description
 Content
 Legal
 Web Address
 DISH WEBLISTING
 Account



## Main image & color

















**Main image** The main image displayed in the head section of your website. Choose an expressive image - it will be the first thing that visitor see on your site.

[CHANGE IMAGE](#)

**Darkening** Depending on the image it might be useful to darken it, so that you can read the headline better.


regular dark



**Color**


							
Amber	Blue	Blue-Gray	Brown	Cadet Blue	Cherry Red	Cyan	Dark Cream
							
Deep Orange	Deep Purple	Ginger	Gray	Green	Honey	Indigo	Juniper



Oder die **Schriftarten** auf der Website.


**San Marino**  
MUSTERSTRASSE, DÜSSELDORF, DE


[VISIT WEBSITE](#)
 English



- Dashboard
- Restaurant details
- Settings
- Reservation options
- Food ordering
- Design and content**
- Design**
- Gallery media
- Description
- Content
- Legal
- Web Address
- DISH WEBLISTING
- Account

## A Fonts

**Title font**
Open Sans Extrabold


**Subtitle font**
Pacifico

**Body font**
Open Sans

# Website title

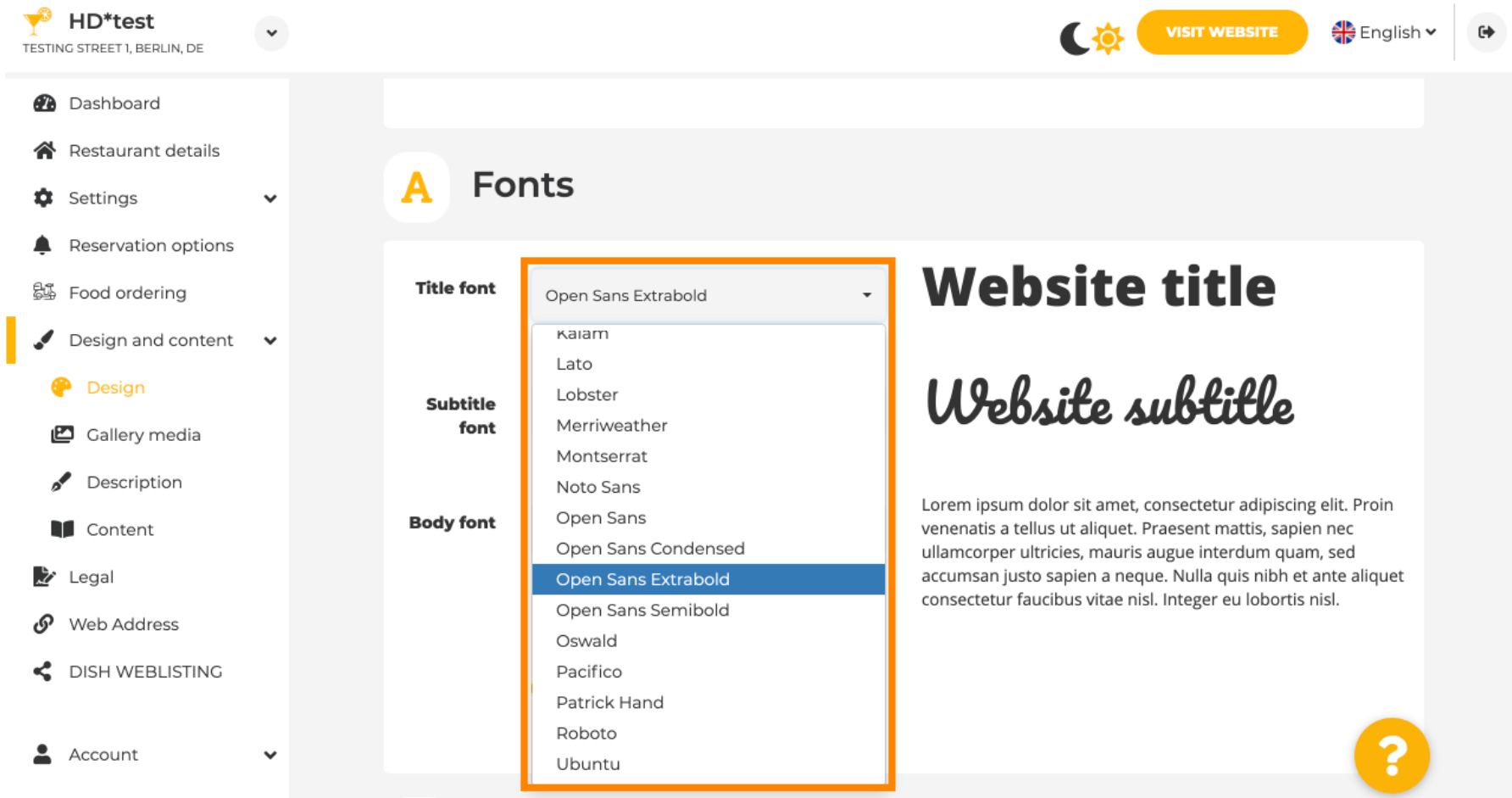
## Website subtitle

Lorem ipsum dolor sit amet, consectetur adipiscing elit. Proin venenatis a tellus ut aliquet. Praesent mattis, sapien nec ullamcorper ultricies, mauris augue interdum quam, sed accumsan justo sapien a neque. Nulla quis nibh et ante aliquet consectetur faucibus vitae nisl. Integer eu lobortis nisl.

[SAVE](#)





Um die Schriftart des Titels zu ändern, klicken Sie auf das **Dropdown-Menü** und wählen Sie eine Schriftart aus. Hinweis: Die gleiche Vorgehensweise gilt für Untertitelschrift und Körperschrift.





Durch Scrollen ganz nach unten können das **Firmenlogo** und **weitere Gestaltungsmöglichkeiten** wie das Hintergrundbild und die Farbe hinter dem Bild angepasst werden.

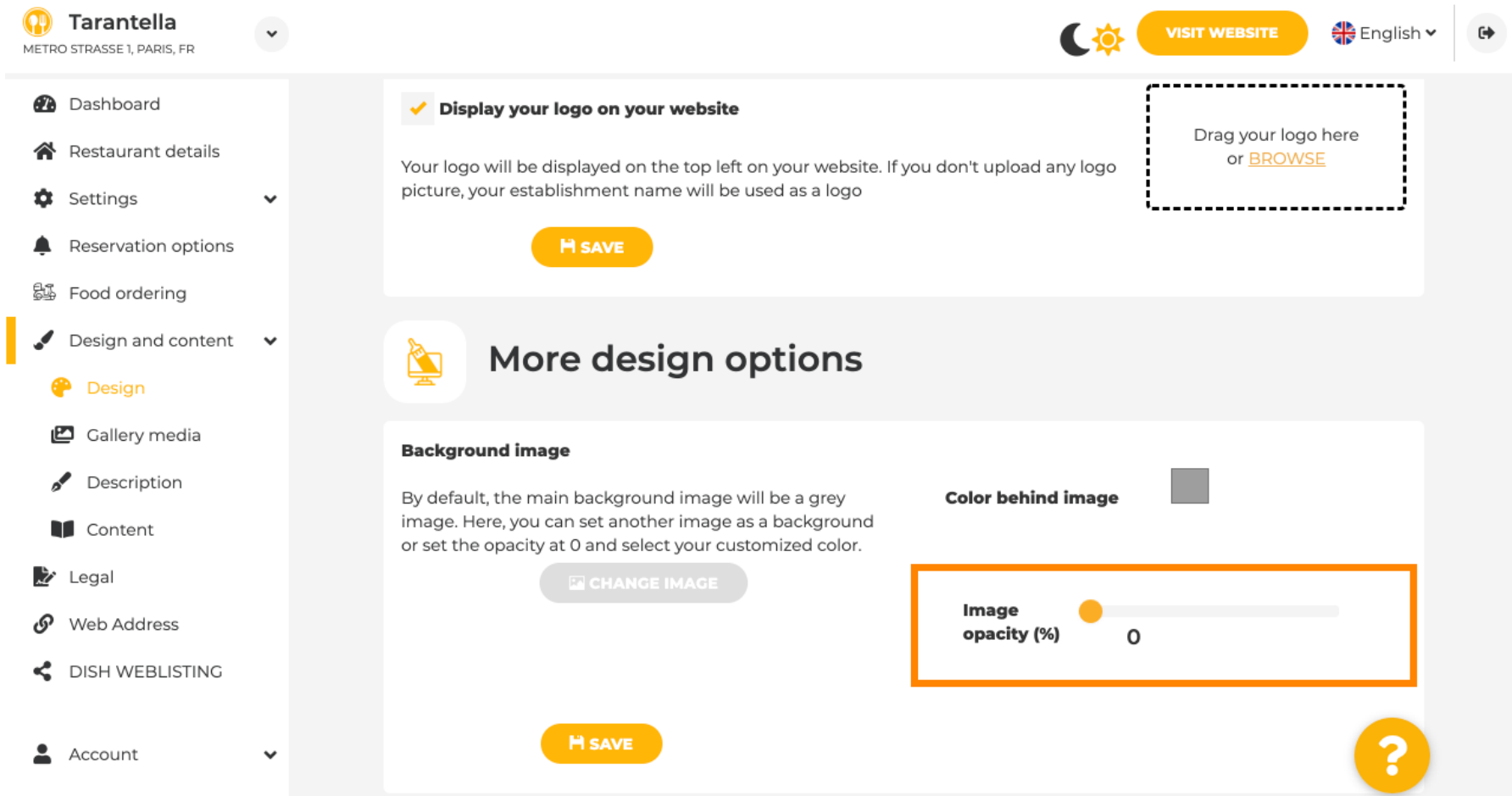


The screenshot shows the DISH Professional administration interface. On the left is a sidebar with a menu including: Dashboard, Restaurant details, Settings, Reservation options, Food ordering, Design and content (highlighted), Design, Gallery media, Description, Content, Legal, Web Address, DISH WEBLISTING, and Account. The main content area is titled 'Establishment Logo' and contains a section for displaying the logo on the website, with a 'SAVE' button. Below this is the 'More design options' section, which includes a 'Background image' subsection with a 'CHANGE IMAGE' button, and a 'Color behind image' subsection with a color picker and an 'Image opacity (%)' slider set to 100. A yellow circle with a question mark is positioned at the bottom right of the 'More design options' section.



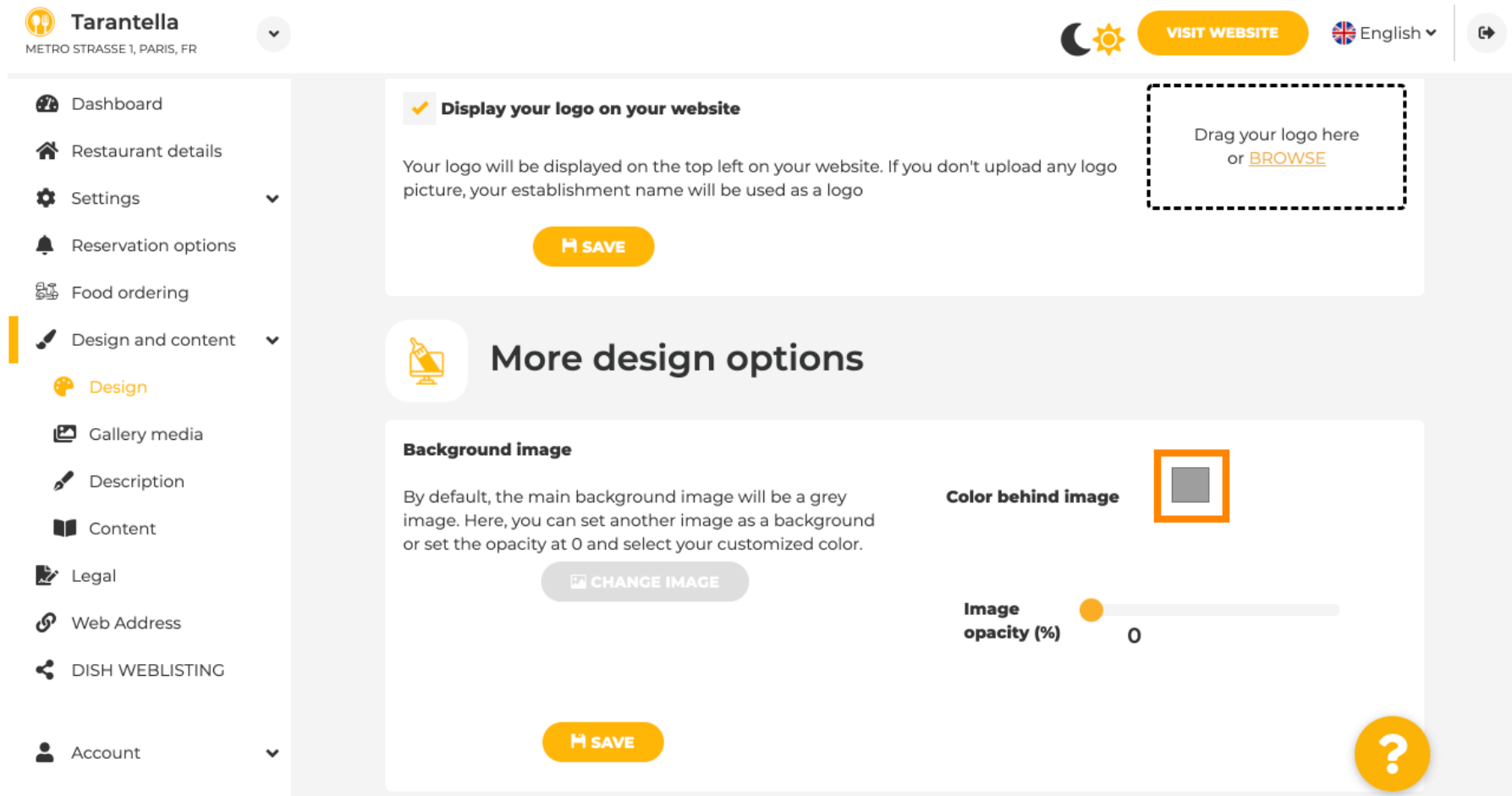


Um die Farbe hinter dem Bild zu ändern, setzen Sie die **Bilddeckkraft** auf 0 %.



The screenshot shows the administration interface for 'Tarantella' (METRO STRASSE 1, PARIS, FR). The left sidebar lists various settings, with 'Design and content' selected. The main content area is titled 'More design options' and includes a 'Background image' section. In this section, there is a 'Color behind image' selector (a grey square) and an 'Image opacity (%)' slider. The slider is currently set to 0, which is highlighted by an orange rectangle. Below the slider is a 'SAVE' button. A dashed box in the top right corner of the main content area contains the text 'Drag your logo here or [BROWSE](#)'. A question mark icon is visible in the bottom right corner of the interface.

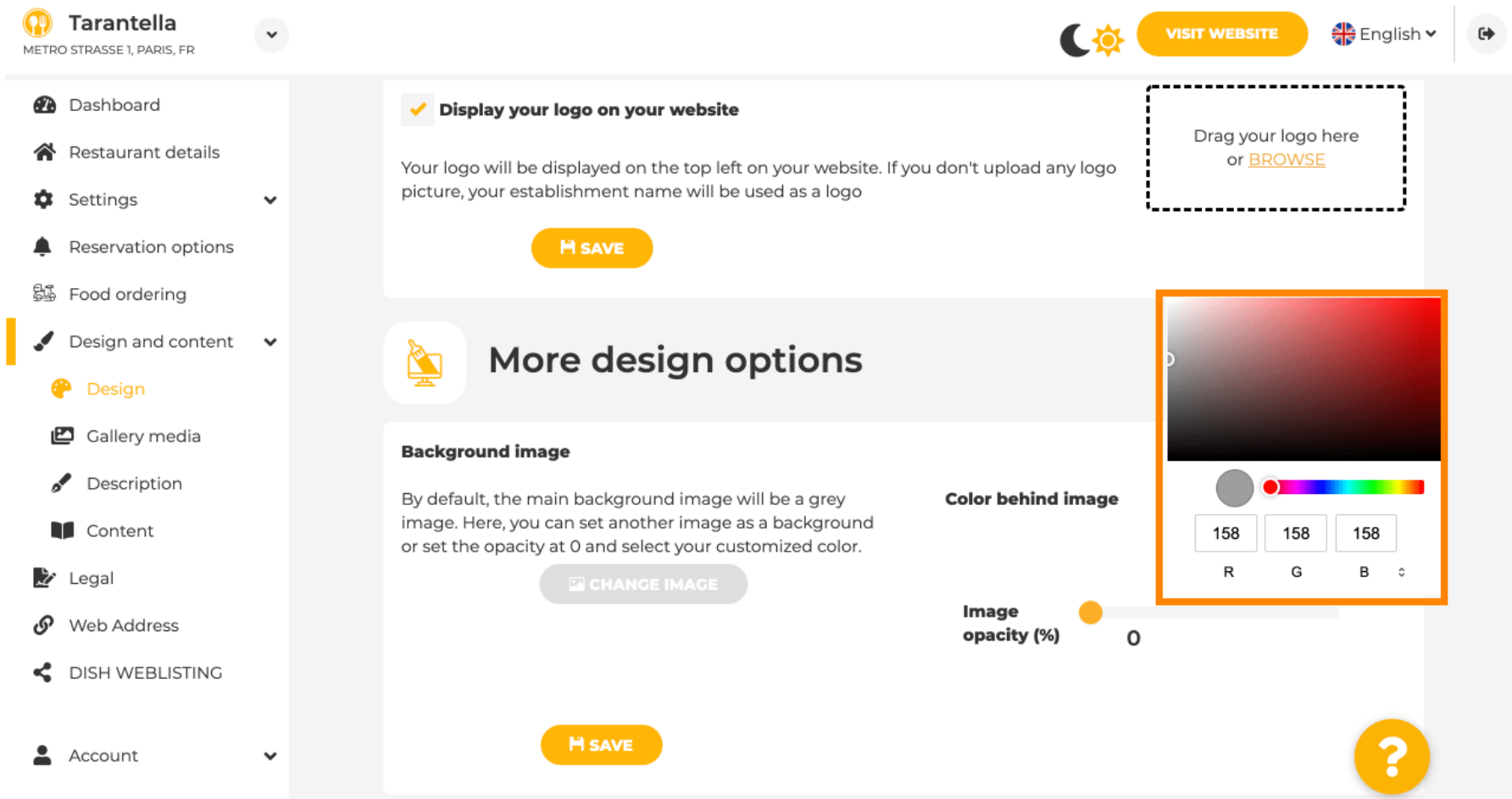
Sie können dann die Farbe ändern, indem Sie auf die **Farbe (graues Quadrat)** klicken .



The screenshot shows the DISH Professional administration interface. On the left is a sidebar menu with the following items: Dashboard, Restaurant details, Settings, Reservation options, Food ordering, Design and content (highlighted with an orange bar), Design, Gallery media, Description, Content, Legal, Web Address, DISH WEBLISTING, and Account. The main content area is titled 'More design options' and contains two sections. The first section, 'Display your logo on your website', has a checked checkbox and a 'SAVE' button. The second section, 'Background image', includes a 'CHANGE IMAGE' button and a 'Color behind image' section with a grey square icon. Below this is an 'Image opacity (%)' slider set to 0. A 'SAVE' button is at the bottom of the 'Background image' section. A dashed box in the top right corner of the main area contains the text 'Drag your logo here or BROWSE'. A yellow circle with a question mark is in the bottom right corner of the main area.



Wählen Sie nun Ihre Wunschfarbe **aus** . Hinweis: Wenn Sie fertig sind, vergessen Sie nicht, die Änderungen zu übernehmen, indem Sie auf Speichern klicken.




The screenshot shows the 'Design and content' settings page for 'Tarantella' (METRO STRASSE 1, PARIS, FR). The left sidebar lists various settings, with 'Design and content' selected. The main content area is divided into two sections:




- Display your logo on your website:** This section has a checked checkbox and a 'SAVE' button. It includes a dashed box for logo upload with the text 'Drag your logo here or [BROWSE](#)'.
- More design options:** This section contains:
  - Background image:** A 'CHANGE IMAGE' button and a description: 'By default, the main background image will be a grey image. Here, you can set another image as a background or set the opacity at 0 and select your customized color.'
  - Color behind image:** A color picker showing a gradient from black to red, with RGB values of 158, 158, 158.
  - Image opacity (%):** A slider set to 0.
  - SAVE** button.
  - Help icon:** A yellow circle with a question mark.


The top navigation bar includes a 'VISIT WEBSITE' button, a language selector set to 'English', and a user profile icon.


















In der **Galerie** können Sie Bilder und Videos zur Website hinzufügen. Hinweis: Urheberrechte sind zu beachten.


**Test Bistro Train..**  
TRAINING STREET 007, BERLIN, DE




[VISIT WEBSITE](#)


English



 Dashboard
  Restaurant details
  Settings
  Reservation options
  Food ordering
  Design and content
  Design
  **Gallery media**
 Description
  Content
  Legal
  Web Address
  DISH WEBLISTING
  Account

## Gallery













Image upload


Please make sure that your file meets the requirements

- File format (PNG, JPG)
- max. 10MB file size
- min. 600x600 to 6000x6000px

Video upload

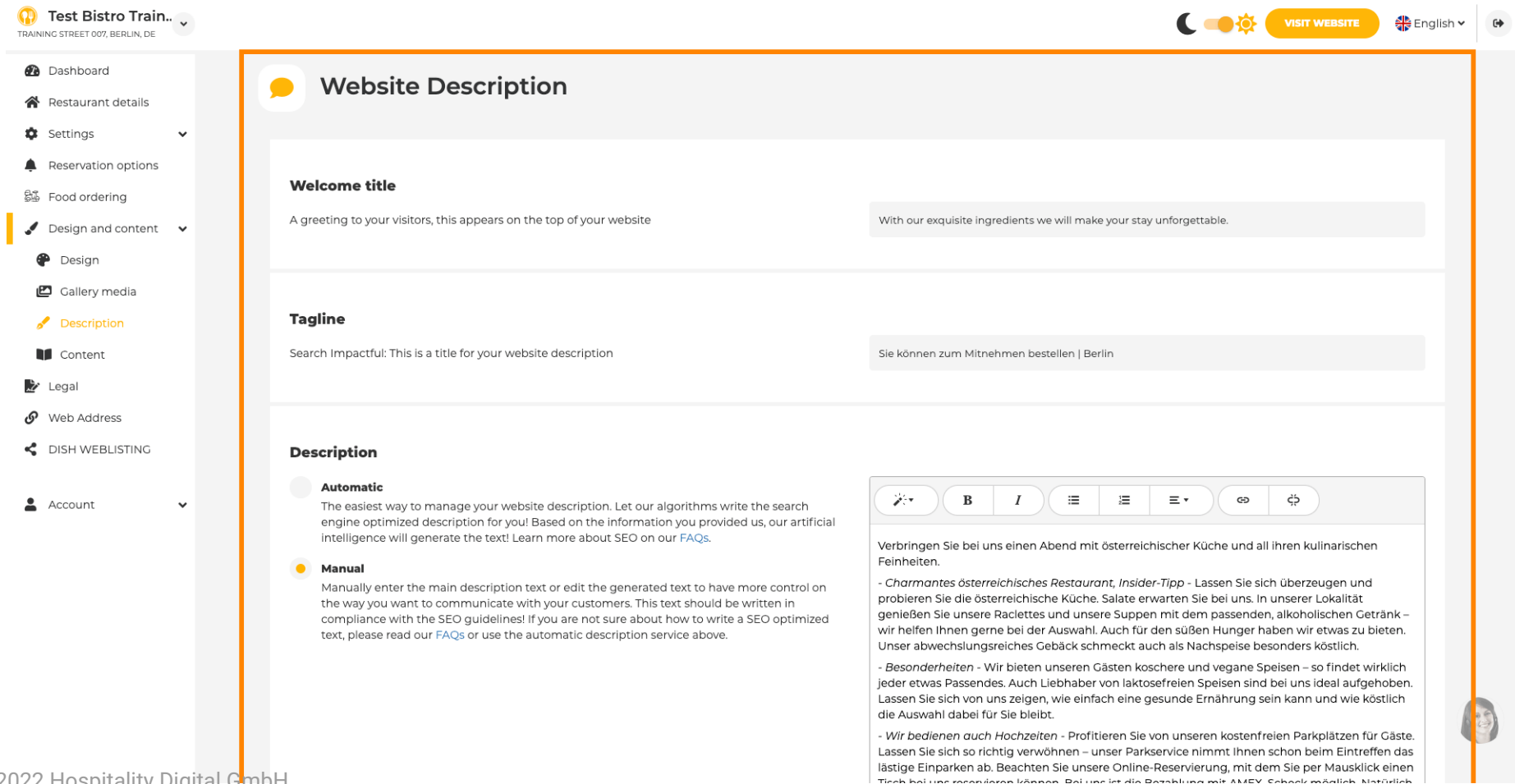
Drag File here or [BROWSE](#)

Nr.	Media	Description	Delete/Edit/Drag
#1		delicious bowl	  
#2		fantastic spaghetti	  
#3		best pizza in town	  





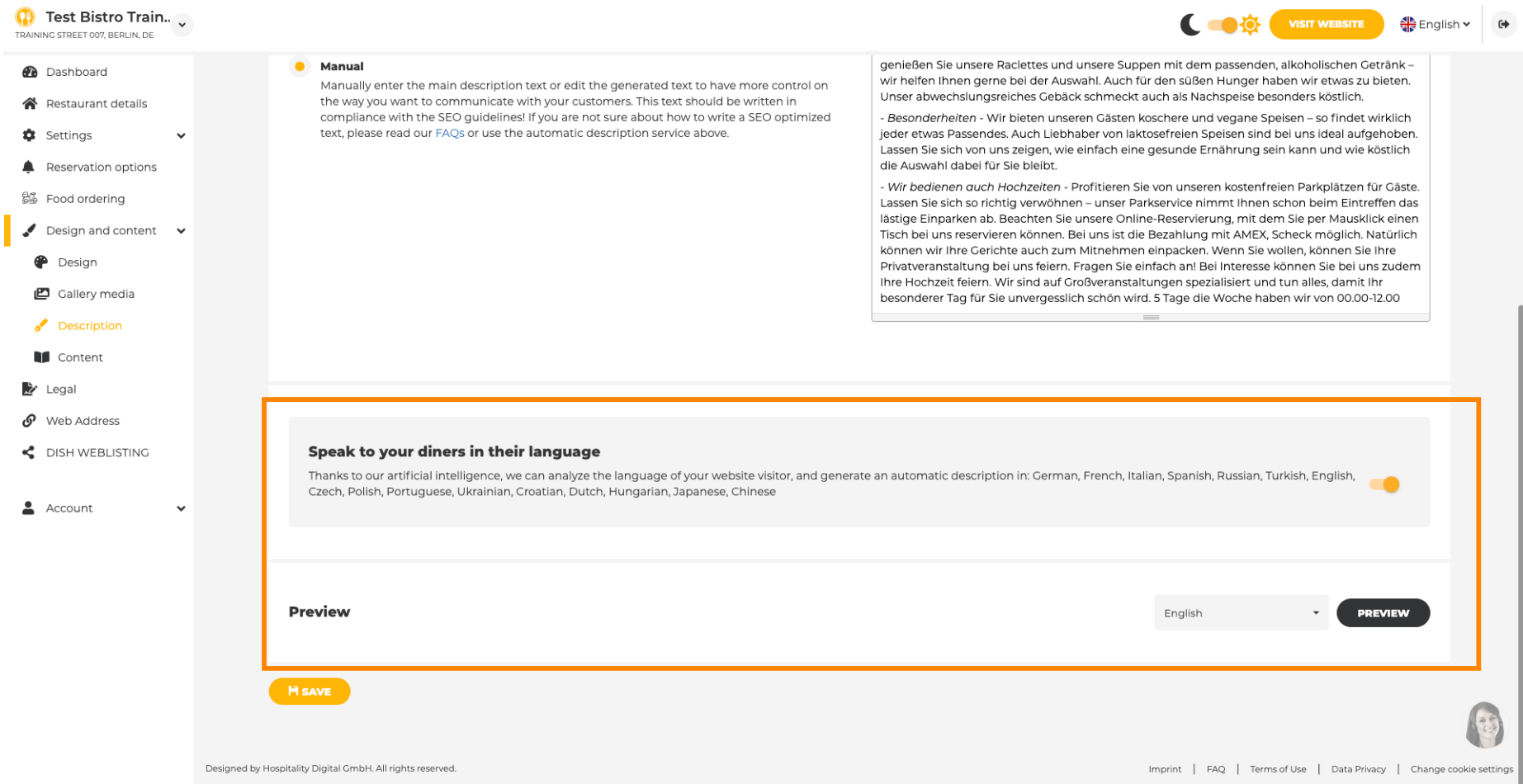
In der **Beschreibung** können Sie den Begrüßungstitel und den Slogan bearbeiten. Außerdem gibt es zwei Möglichkeiten, eine Beschreibung hinzuzufügen: 1. Generieren Sie einen **automatisierten Text**, der basierend auf Angeboten und Dienstleistungen aktualisiert wird. 2. Sie können manuell einen Text als Beschreibung schreiben.



The screenshot shows the 'Website Description' section of the DISH Professional administration interface. The left sidebar contains a menu with options: Dashboard, Restaurant details, Settings, Reservation options, Food ordering, Design and content (selected), Design, Gallery media, Description (highlighted), Content, Legal, Web Address, DISH WEBLISTING, and Account. The main content area is titled 'Website Description' and contains three sections: 'Welcome title', 'Tagline', and 'Description'. The 'Description' section has two options: 'Automatic' (selected) and 'Manual'. The 'Automatic' option is described as the easiest way to manage the website description, using algorithms to generate SEO-optimized text. The 'Manual' option allows for manual entry or editing of the generated text. The 'Automatic' option shows a preview of the generated text: 'Verbringen Sie bei uns einen Abend mit österreichischer Küche und all ihren kulinarischen Feinheiten. - Charmantes österreichisches Restaurant, Insider-Tipp - Lassen Sie sich überzeugen und probieren Sie die österreichische Küche. Salate erwarten Sie bei uns. In unserer Lokaltät genießen Sie unsere Raclettes und unsere Suppen mit dem passenden, alkoholischen Getränk – wir helfen Ihnen gerne bei der Auswahl. Auch für den süßen Hunger haben wir etwas zu bieten. Unser abwechslungsreiches Gebäck schmeckt auch als Nachspeise besonders köstlich. - Besonderheiten - Wir bieten unseren Gästen koschere und vegane Speisen – so findet wirklich jeder etwas Passendes. Auch Liebhaber von laktosefreien Speisen sind bei uns ideal aufgehoben. Lassen Sie sich von uns zeigen, wie einfach eine gesunde Ernährung sein kann und wie köstlich die Auswahl dabei für Sie bleibt. - Wir bedienen auch Hochzeiten - Profitieren Sie von unseren kostenfreien Parkplätzen für Gäste. Lassen Sie sich so richtig verwöhnen – unser Parkservice nimmt Ihnen schon beim Eintreffen das lästige Einparken ab. Beachten Sie unsere Online-Reservierung, mit dem Sie per Mausklick einen Tisch bequem reservieren können. Bei uns ist die Bezahlung mit AMEX, Schach, mündlich, Natürlich'.

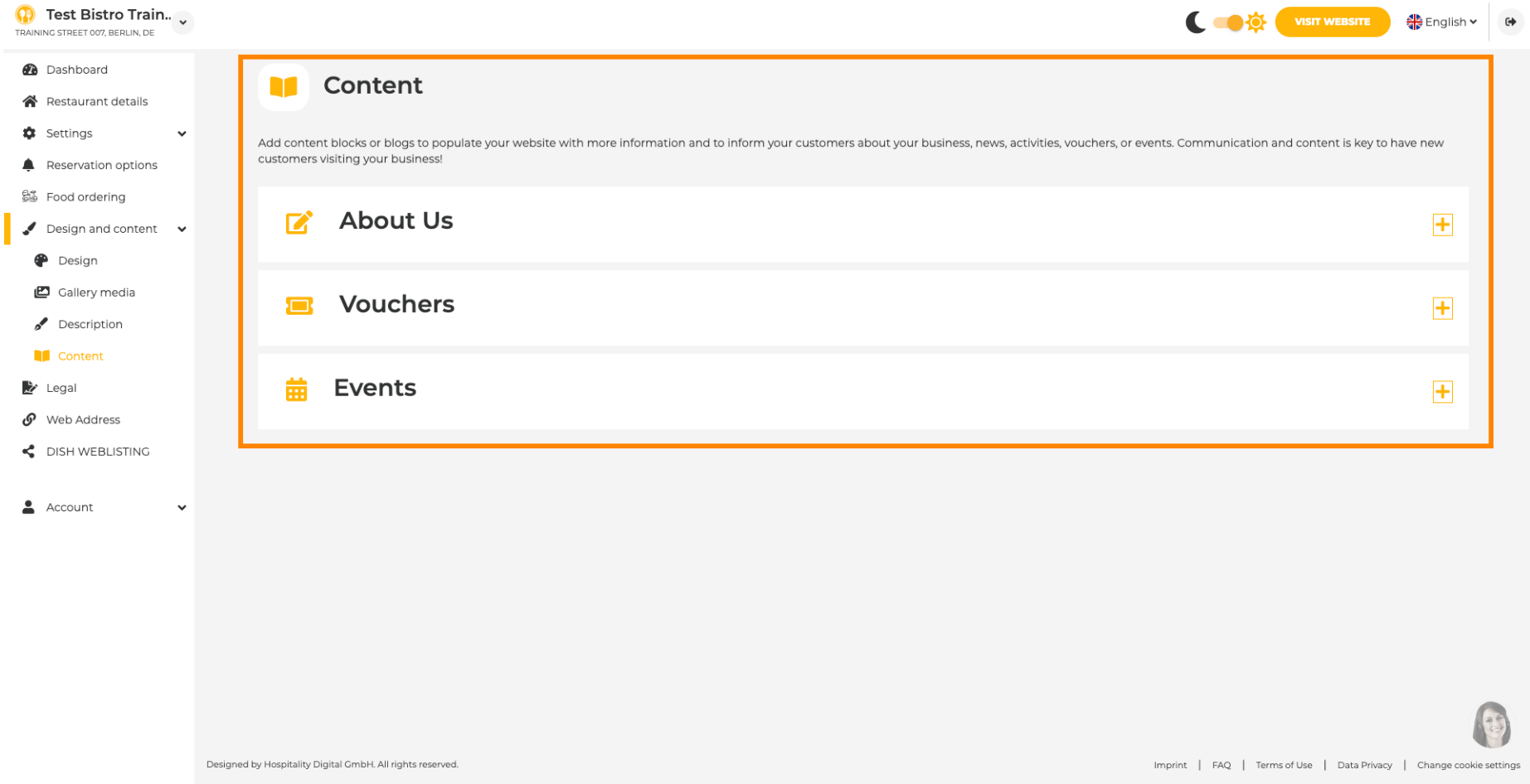


Sie können eine automatische Beschreibungsfunktion aktivieren oder deaktivieren, die die Website durch Analyse in die Sprache des Besuchers übersetzt.



The screenshot shows the DISH Professional administration interface for 'Test Bistro Train..' (TRAINING STREET 007, BERLIN, DE). The left sidebar contains a menu with options: Dashboard, Restaurant details, Settings, Reservation options, Food ordering, Design and content (selected), Design, Gallery media, Description (highlighted in orange), Content, Legal, Web Address, DISH WEBLISTING, and Account. The main content area is divided into two sections. The top section, titled 'Manual', provides instructions on how to manually enter or edit the main description text for SEO compliance. The bottom section, titled 'Speak to your diners in their language', explains that the system can analyze the language of website visitors and generate an automatic description in various languages. A toggle switch is shown in the 'ON' position. Below this, a 'Preview' section displays the current description in English, with a dropdown menu set to 'English' and a 'PREVIEW' button. At the bottom left of the main content area is a 'SAVE' button. The footer includes the text 'Designed by Hospitality Digital GmbH. All rights reserved.' and a row of links: Imprint, FAQ, Terms of Use, Data Privacy, and Change cookie settings. A small profile picture of a woman is visible in the bottom right corner.


Unter **Inhalt** können Sie der Website individuelle Inhalte hinzufügen.


















The screenshot displays the DISH Professional administration interface. On the left is a sidebar menu with the following items: Dashboard, Restaurant details, Settings, Reservation options, Food ordering, Design and content (highlighted with an orange bar), Design, Gallery media, Description, Content, Legal, Web Address, DISH WEBLISTING, and Account. The main area is titled 'Content' and contains a sub-header: 'Add content blocks or blogs to populate your website with more information and to inform your customers about your business, news, activities, vouchers, or events. Communication and content is key to have new customers visiting your business!'. Below this, there are three content blocks: 'About Us', 'Vouchers', and 'Events', each with a plus icon to add content. The top right of the interface shows a 'VISIT WEBSITE' button, a language selector set to 'English', and a user profile picture. The footer includes the text 'Designed by Hospitality Digital GmbH. All rights reserved.' and a row of links: Imprint, FAQ, Terms of Use, Data Privacy, and Change cookie settings.



Unter **Impressum** können Sie das Impressum bearbeiten und eine Datenschutzerklärung hinzufügen.


**Test Bistro Train..**
  
TRAINING STREET 007, BERLIN, DE




**VISIT WEBSITE**

English


-  Dashboard
-  Restaurant details
-  Settings
-  Reservation options
-  Food ordering
-  Design and content
-  **Legal**
-  Web Address
-  DISH WEBLISTING
-  Account

## Website imprint

**Business name\***

**Address\***

**E-mail**

**Phone**

+49

151515151


**District court**

**Commercial registration number**

**VAT ID**

**Responsible person**

**Additional information**

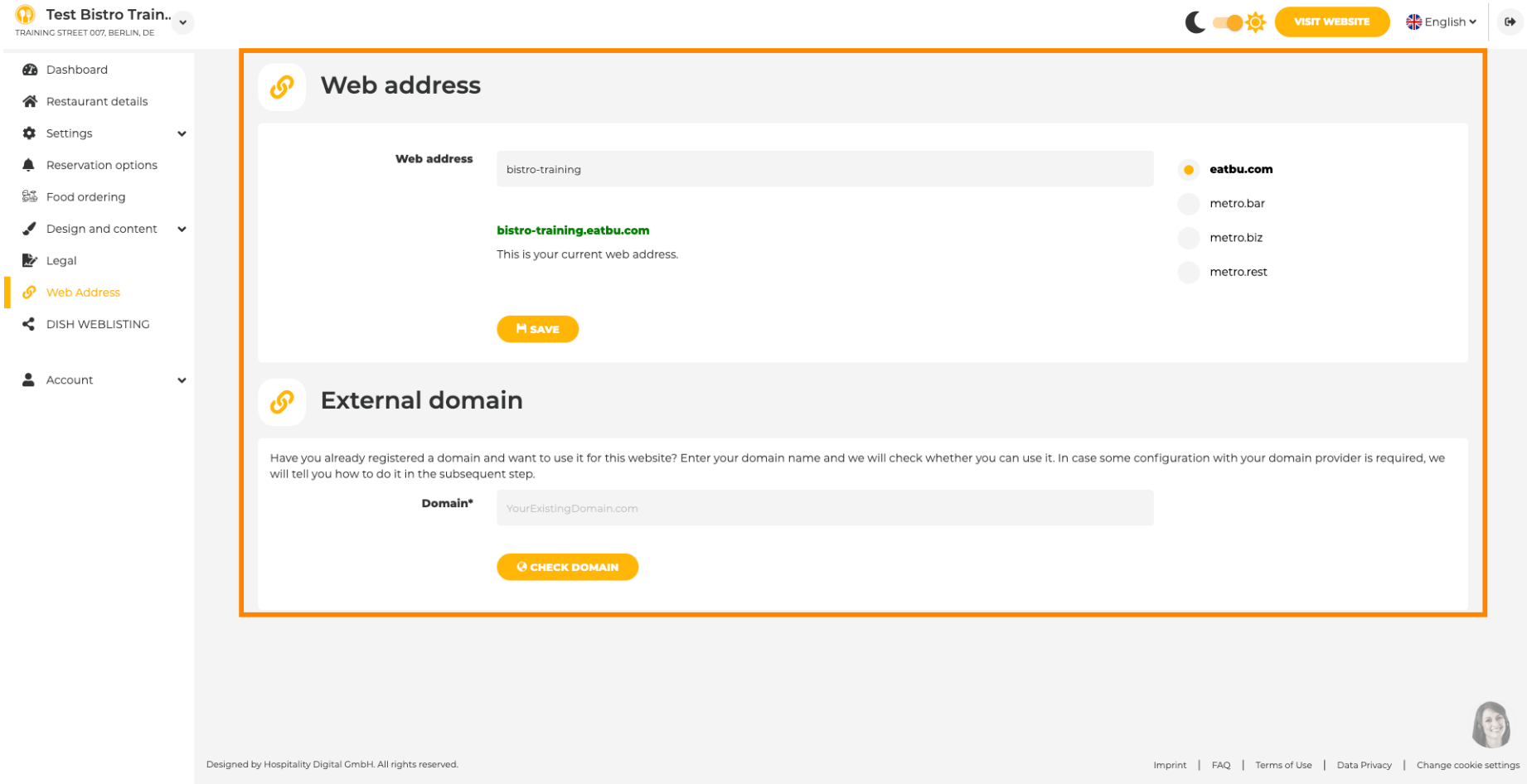
 **SAVE**

## Privacy policy

For legal reasons your website has to provide a privacy policy. You can use our default version or use your own.



Unter **Webadresse** können Sie die URL der Website bearbeiten.



The screenshot displays the administration interface for a restaurant named 'Test Bistro Train...' located at 'TRAINING STREET 007, BERLIN, DE'. The left sidebar contains navigation options: Dashboard, Restaurant details, Settings, Reservation options, Food ordering, Design and content, Legal, Web Address (highlighted), DISH WEBLISTING, and Account. The main content area is divided into two sections: 'Web address' and 'External domain'.

**Web address section:**

- The 'Web address' input field contains 'bistro-training'.
- The current web address is displayed as **bistro-training.eatbu.com** with the note 'This is your current web address.'
- A 'SAVE' button is present.
- On the right, a list of domain options is shown: **eatbu.com** (selected), metro.bar, metro.biz, and metro.rest.

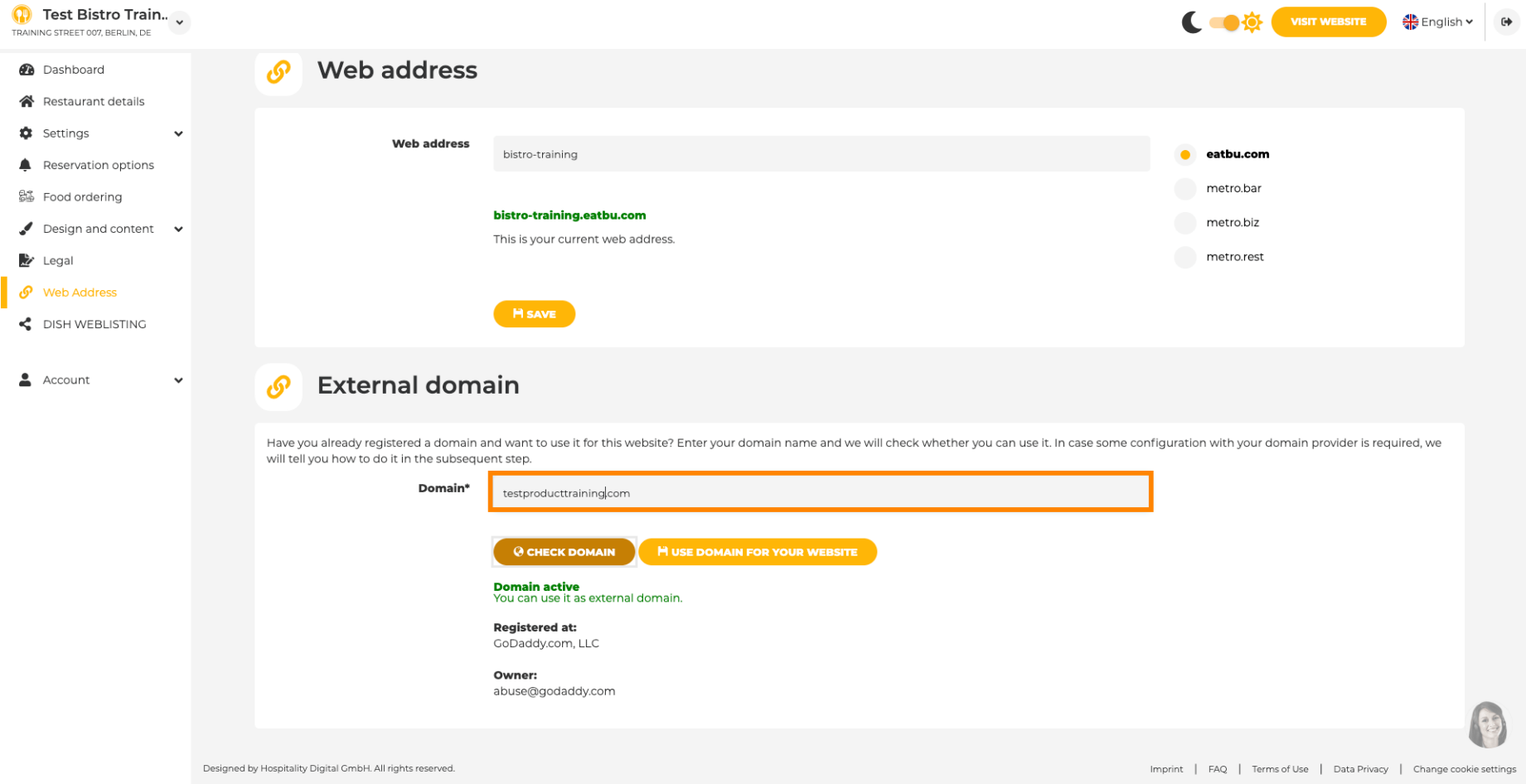
**External domain section:**

- A message asks: 'Have you already registered a domain and want to use it for this website? Enter your domain name and we will check whether you can use it. In case some configuration with your domain provider is required, we will tell you how to do it in the subsequent step.'
- The 'Domain\*' input field contains 'YourExistingDomain.com'.
- A 'CHECK DOMAIN' button is present.

The footer includes the text 'Designed by Hospitality Digital GmbH. All rights reserved.' and a row of links: Imprint, FAQ, Terms of Use, Data Privacy, and Change cookie settings. A user profile picture is also visible in the bottom right corner.



Wenn es bereits eine eigene externe **Domain** gibt, können Sie diese hier eingeben.



The screenshot shows the administration interface for a restaurant named 'Test Bistro Train...' located at 'TRAINING STREET 007, BERLIN, DE'. The interface includes a sidebar with navigation options: Dashboard, Restaurant details, Settings, Reservation options, Food ordering, Design and content, Legal, Web Address (highlighted), DISH WEBLISTING, and Account.

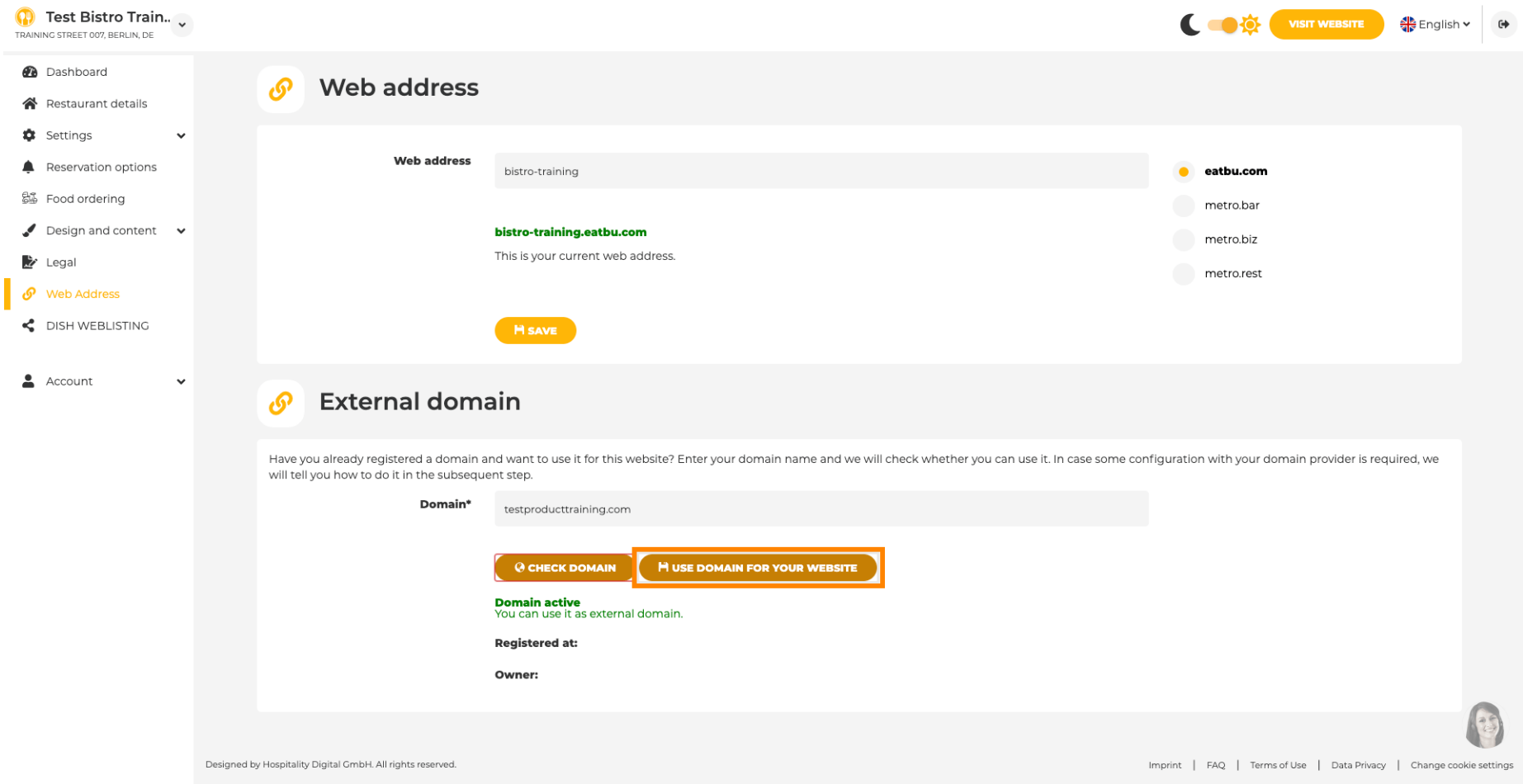
The main content area is divided into two sections:

- Web address:** This section shows the current web address as 'bistro-training.eatbu.com'. A text input field contains 'bistro-training'. To the right, there are radio buttons for selecting a domain: 'eatbu.com' (selected), 'metro.bar', 'metro.biz', and 'metro.rest'. A 'SAVE' button is at the bottom.
- External domain:** This section allows users to register a new domain. It includes a text input field for the domain name, which currently contains 'testproducttraining.com'. Below the input field are two buttons: 'CHECK DOMAIN' and 'USE DOMAIN FOR YOUR WEBSITE'. The status 'Domain active' is shown with the message 'You can use it as external domain.' Below this, the registration details are listed: 'Registered at: CoDaddy.com, LLC' and 'Owner: abuse@godaddy.com'.

The footer of the interface includes the text 'Designed by Hospitality Digital GmbH. All rights reserved.' and a row of links: Imprint, FAQ, Terms of Use, Data Privacy, and Change cookie settings. A small profile picture of a woman is visible in the bottom right corner.



Die eingetragene Domain wird automatisch vom System geprüft. Klicken Sie auf **Domain für Ihre Website verwenden**.



The screenshot shows the DISH Professional administration interface. The top navigation bar includes a user profile 'Test Bistro Train..' with the address 'TRAINING STREET 007, BERLIN, DE', a dark/light mode toggle, a 'VISIT WEBSITE' button, and a language selector set to 'English'. The left sidebar contains a menu with options: Dashboard, Restaurant details, Settings, Reservation options, Food ordering, Design and content, Legal, Web Address (highlighted), DISH WEBLISTING, and Account.

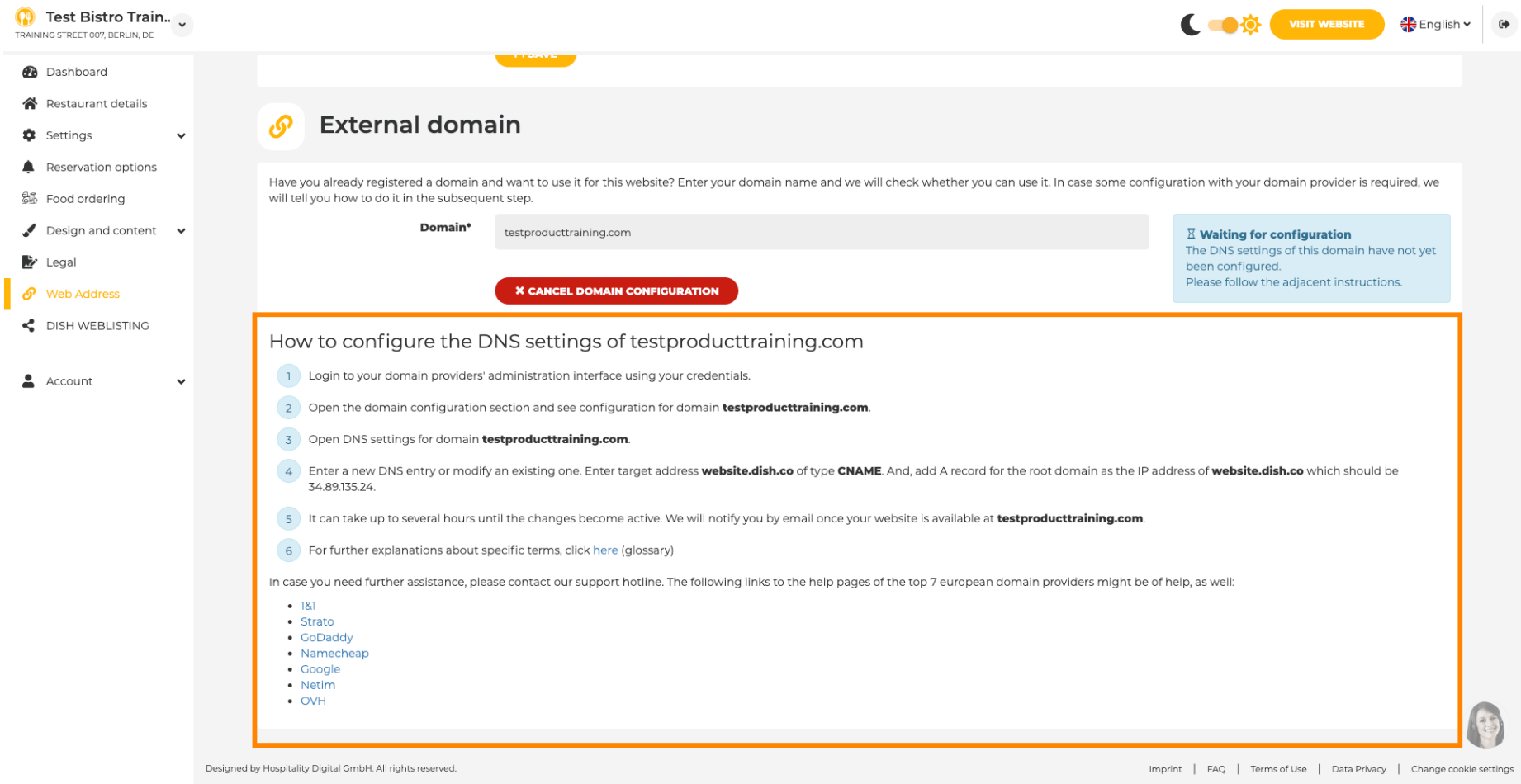
The main content area is divided into two sections:

- Web address:** This section shows a text input field containing 'bistro-training'. Below it, the system has generated the address 'bistro-training.eatbu.com' and noted 'This is your current web address.' To the right, there are radio button options for different domains: 'eatbu.com' (selected), 'metro.bar', 'metro.biz', and 'metro.rest'. A 'SAVE' button is located at the bottom of this section.
- External domain:** This section asks if the user has a registered domain they want to use. A text input field contains 'testproducttraining.com'. Below the input, there are two buttons: 'CHECK DOMAIN' and 'USE DOMAIN FOR YOUR WEBSITE' (highlighted with an orange border). Below these buttons, the status 'Domain active' is shown with the note 'You can use it as external domain.' Further down, there are labels for 'Registered at:' and 'Owner:'.

The footer of the interface includes the text 'Designed by Hospitality Digital GmbH. All rights reserved.' on the left, and a series of links: 'Imprint', 'FAQ', 'Terms of Use', 'Data Privacy', and 'Change cookie settings' on the right. A small profile picture of a woman is also visible in the bottom right corner.



Wenn Sie nach unten scrollen, erhalten Sie weitere Informationen zur Konfiguration der externen **Domain**. Nun wartet der Website-Baukasten auf die Bestätigung des externen Anbieters.



**Test Bistro Train..**  
TRAINING STREET 007, BERLIN, DE

Dashboard  
Restaurant details  
Settings  
Reservation options  
Food ordering  
Design and content  
Legal  
**Web Address**  
DISH WEBLISTING  
Account

External domain

Have you already registered a domain and want to use it for this website? Enter your domain name and we will check whether you can use it. In case some configuration with your domain provider is required, we will tell you how to do it in the subsequent step.

Domain\* testproducttraining.com

**X CANCEL DOMAIN CONFIGURATION**

**Waiting for configuration**  
The DNS settings of this domain have not yet been configured.  
Please follow the adjacent instructions.

### How to configure the DNS settings of testproducttraining.com

- 1 Login to your domain providers' administration interface using your credentials.
- 2 Open the domain configuration section and see configuration for domain **testproducttraining.com**.
- 3 Open DNS settings for domain **testproducttraining.com**.
- 4 Enter a new DNS entry or modify an existing one. Enter target address **website.dish.co** of type **CNAME**. And, add A record for the root domain as the IP address of **website.dish.co** which should be 34.89.135.24.
- 5 It can take up to several hours until the changes become active. We will notify you by email once your website is available at **testproducttraining.com**.
- 6 For further explanations about specific terms, click [here](#) (glossary)

In case you need further assistance, please contact our support hotline. The following links to the help pages of the top 7 european domain providers might be of help, as well:

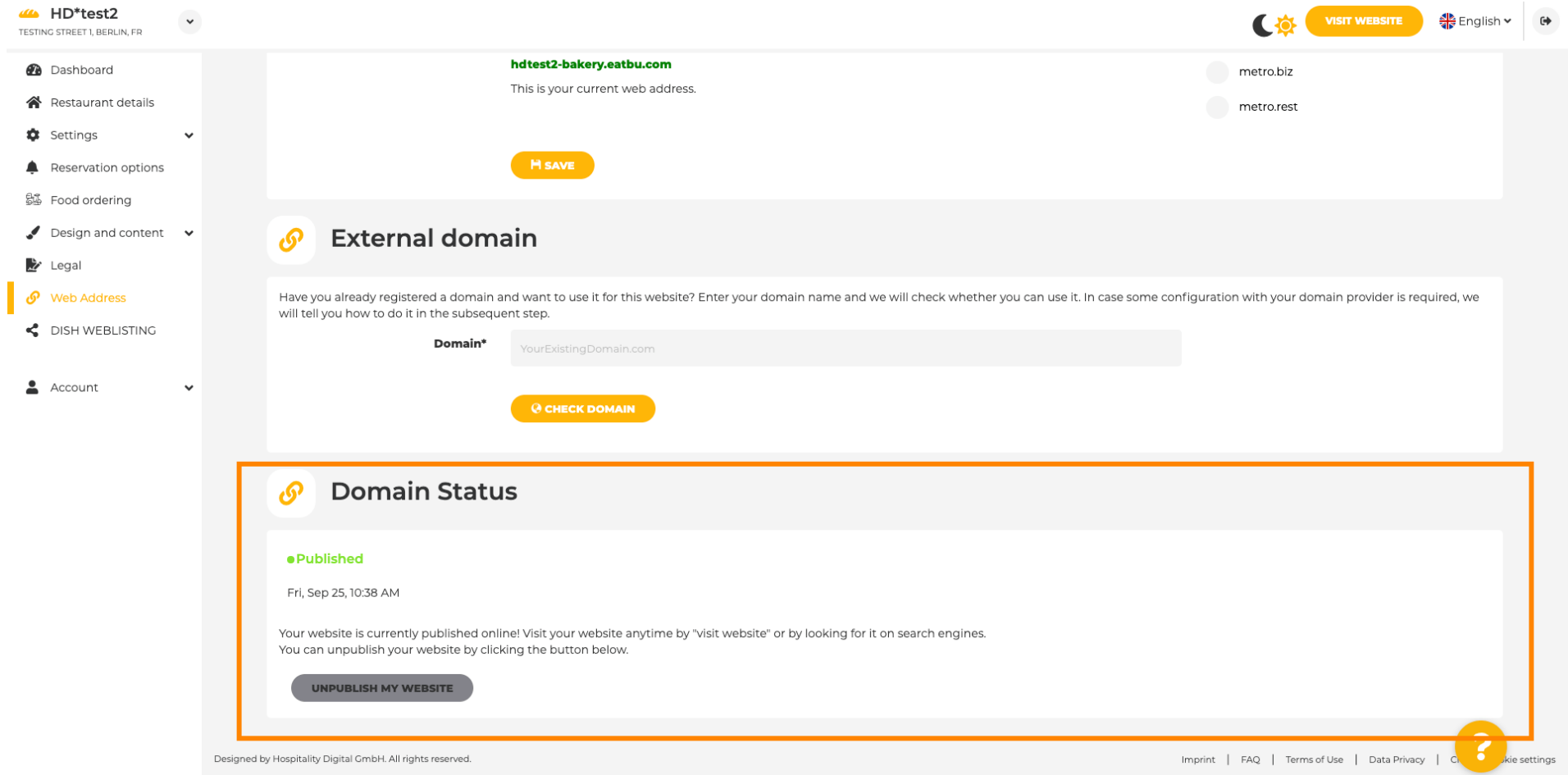
- 1&1
- Strato
- GoDaddy
- Namecheap
- Google
- Netim
- OVH

Designed by Hospitality Digital GmbH. All rights reserved.

Imprint | FAQ | Terms of Use | Data Privacy | Change cookie settings



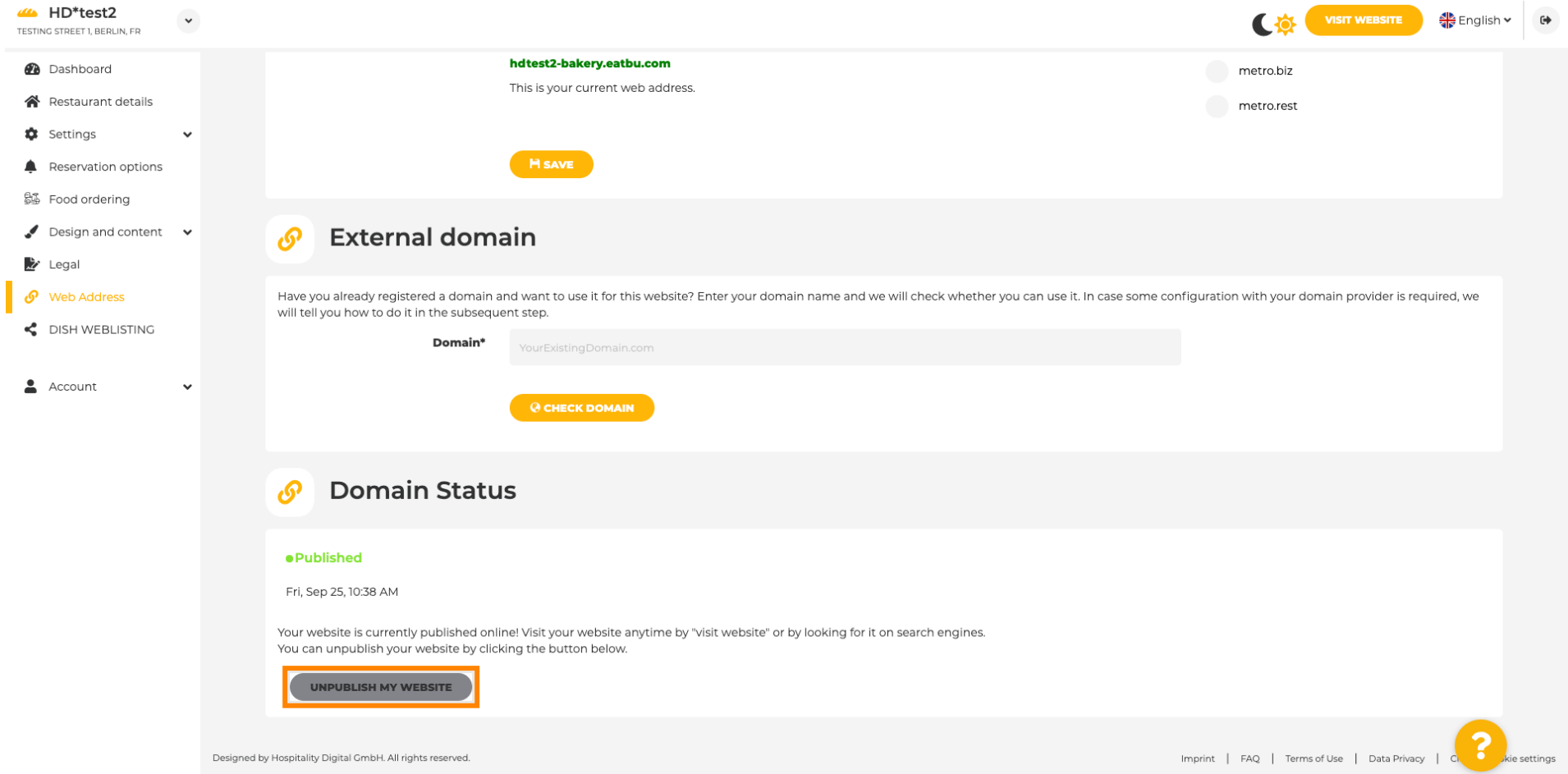
Unter dem Domainstatus haben Sie jederzeit die Möglichkeit, Ihre DISH-Website zu unpublizieren und können sehen, seit wann Ihre Website veröffentlicht ist.



The screenshot shows the DISH Professional administration interface. The left sidebar contains a menu with items: Dashboard, Restaurant details, Settings, Reservation options, Food ordering, Design and content, Legal, Web Address (highlighted), DISH WEBLISTING, and Account. The main content area is titled "hdtest2-bakery.eatbu.com" and shows the current web address. Below this is the "External domain" section with a text input field for "Domain\*" and a "CHECK DOMAIN" button. The "Domain Status" section is highlighted with an orange border and shows the status as "Published" with a green dot. It includes the date "Fri, Sep 25, 10:38 AM" and a message: "Your website is currently published online! Visit your website anytime by 'visit website' or by looking for it on search engines. You can unpublish your website by clicking the button below." Below the message is a button labeled "UNPUBLISH MY WEBSITE". The footer contains the text "Designed by Hospitality Digital GmbH. All rights reserved." and links for Imprint, FAQ, Terms of Use, Data Privacy, and Cookie settings.



Um die Veröffentlichung Ihrer DISH-Website aufzuheben, klicken Sie auf **Meine Website aufheben**.

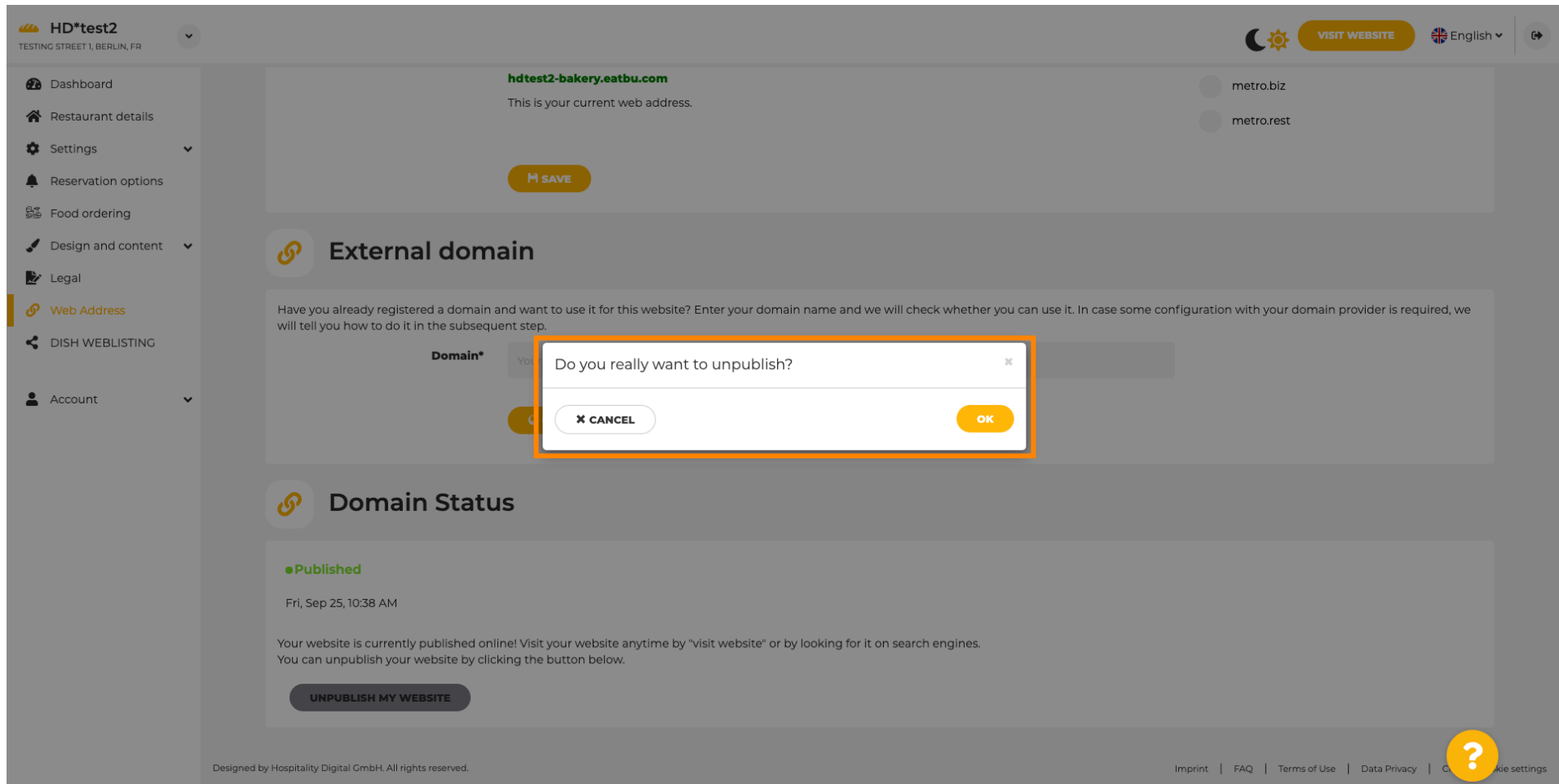


The screenshot shows the DISH Professional administration interface for user HD\*test2. The left sidebar contains navigation options: Dashboard, Restaurant details, Settings, Reservation options, Food ordering, Design and content, Legal, Web Address (highlighted), DISH WEBLISTING, and Account. The main content area is divided into two sections:

- Web Address:** Displays the current web address `hdtest2-bakery.eatbu.com` with a 'SAVE' button. To the right, there are radio buttons for `metro.biz` and `metro.rest`, and a 'VISIT WEBSITE' button.
- External domain:** A section for checking if an existing domain can be used. It includes a text input field for 'Domain\*' with the placeholder 'YourExistingDomain.com' and a 'CHECK DOMAIN' button.
- Domain Status:** Shows the website is 'Published' as of 'Fri, Sep 25, 10:38 AM'. It includes a message: 'Your website is currently published online! Visit your website anytime by "visit website" or by looking for it on search engines. You can unpublish your website by clicking the button below.' Below this message is a button labeled 'UNPUBLISH MY WEBSITE' which is highlighted with an orange rectangle.

The footer contains the text 'Designed by Hospitality Digital GmbH. All rights reserved.' and a row of links: Imprint, FAQ, Terms of Use, Data Privacy, and Cookie settings. A yellow question mark icon is also present in the bottom right corner.

Und bestätigen Sie den Vorgang mit einem Klick auf **ok**.



The screenshot shows the DISH Professional administration interface for a user named HD\*test2. The interface is in German and displays the 'Web Address' section. A confirmation dialog is open, asking 'Do you really want to unpublish?' with 'CANCEL' and 'OK' buttons. The 'OK' button is highlighted with an orange border. Below the dialog, the 'Domain Status' section shows the website is 'Published' and provides instructions on how to unpublish it.

**HD\*test2**  
TESTING STREET 1, BERLIN, FR

**hdtest2-bakery.eatbu.com**  
This is your current web address.

**External domain**

Have you already registered a domain and want to use it for this website? Enter your domain name and we will check whether you can use it. In case some configuration with your domain provider is required, we will tell you how to do it in the subsequent step.

**Domain\***

**Do you really want to unpublish?**

**CANCEL** **OK**

**Domain Status**

**Published**

Fri, Sep 25, 10:38 AM

Your website is currently published online! Visit your website anytime by "visit website" or by looking for it on search engines. You can unpublish your website by clicking the button below.


**UNPUBLISH MY WEBSITE**



Designed by Hospitality Digital GmbH. All rights reserved.

Imprint | FAQ | Terms of Use | Data Privacy | **?** | Account settings




Der Status Ihrer Website hat sich geändert. Es ist jetzt **nicht veröffentlicht**.


**HD\*test2**  
TESTING STREET 1, BERLIN, FR


UNPUBLISHED

English



- Dashboard
- Restaurant details
- Settings
- Reservation options
- Food ordering
- Design and content
- Legal
- Web Address**
- DISH WEBLISTING
- Account

## Domain Status



Not published

Fri, Sep 25, 11:01 AM

Your domain is not currently publically published which means that you can not preview nor see your website on search engine. If you published it by mistake or if you want to republish your domain please click the button below.

PUBLISH MY WEBSITE

## Web address removal options

Once your web address deactivated, in order to redirect your former website to your new address please fill in the information below.


your permanent address:  
**hdtest2-bakery.eatbu.com**

All request on your website will be redirected to your website.If you didn't fill any new web address, your web address will be redirected with a permanent 301 redirect.

SAVE

Designed by Hospitality Digital GmbH. All rights reserved.

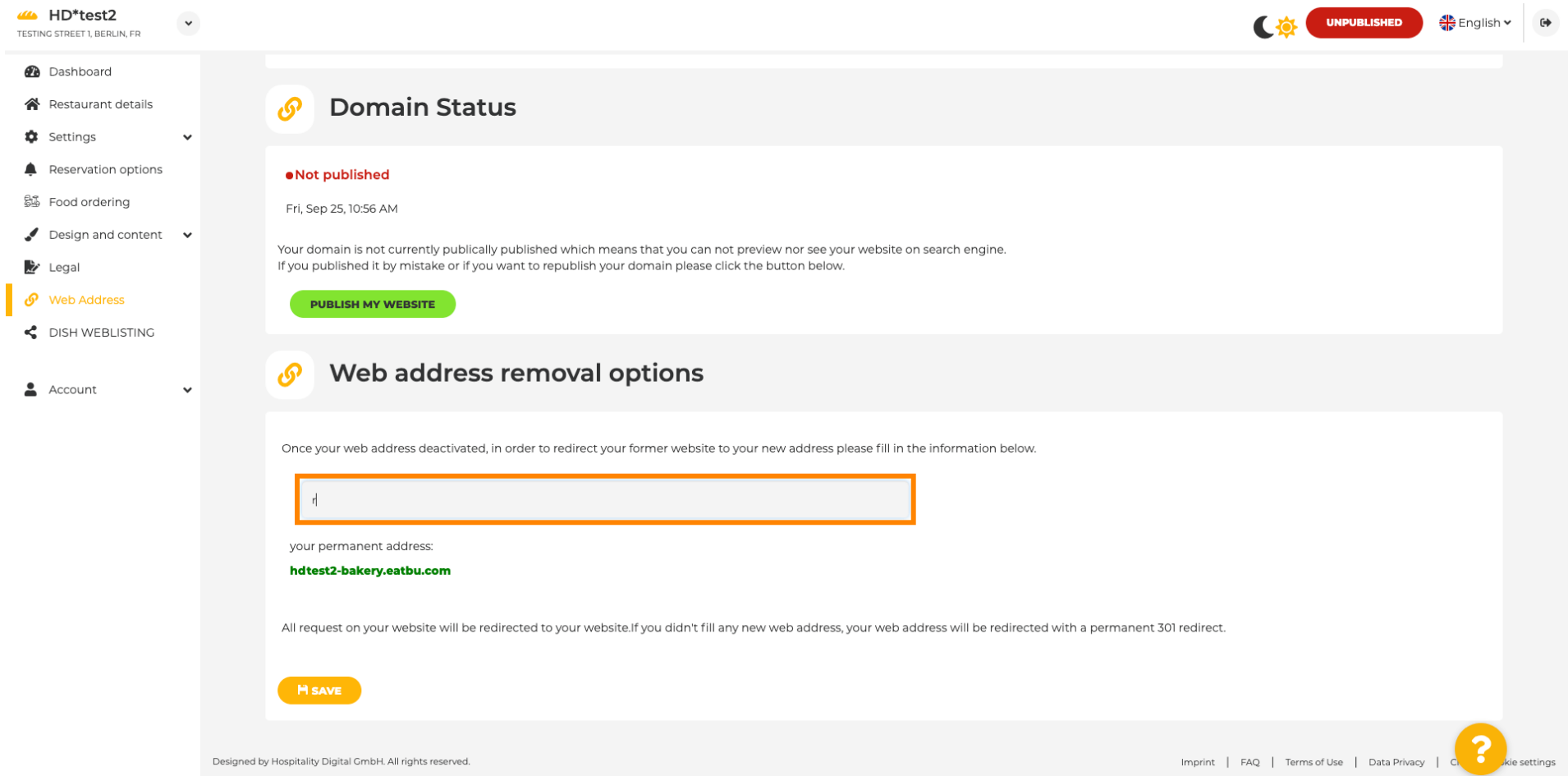
Imprint | FAQ | Terms of Use | Data Privacy | Cookie settings







Wenn Ihre Website unveröffentlicht ist, ist die Website für niemanden online zugänglich. Daher ist es von Vorteil, Besucher auf eine andere Website umzuleiten. Geben Sie nun die **URL** der Website ein, zu der Besucher weitergeleitet werden sollen.



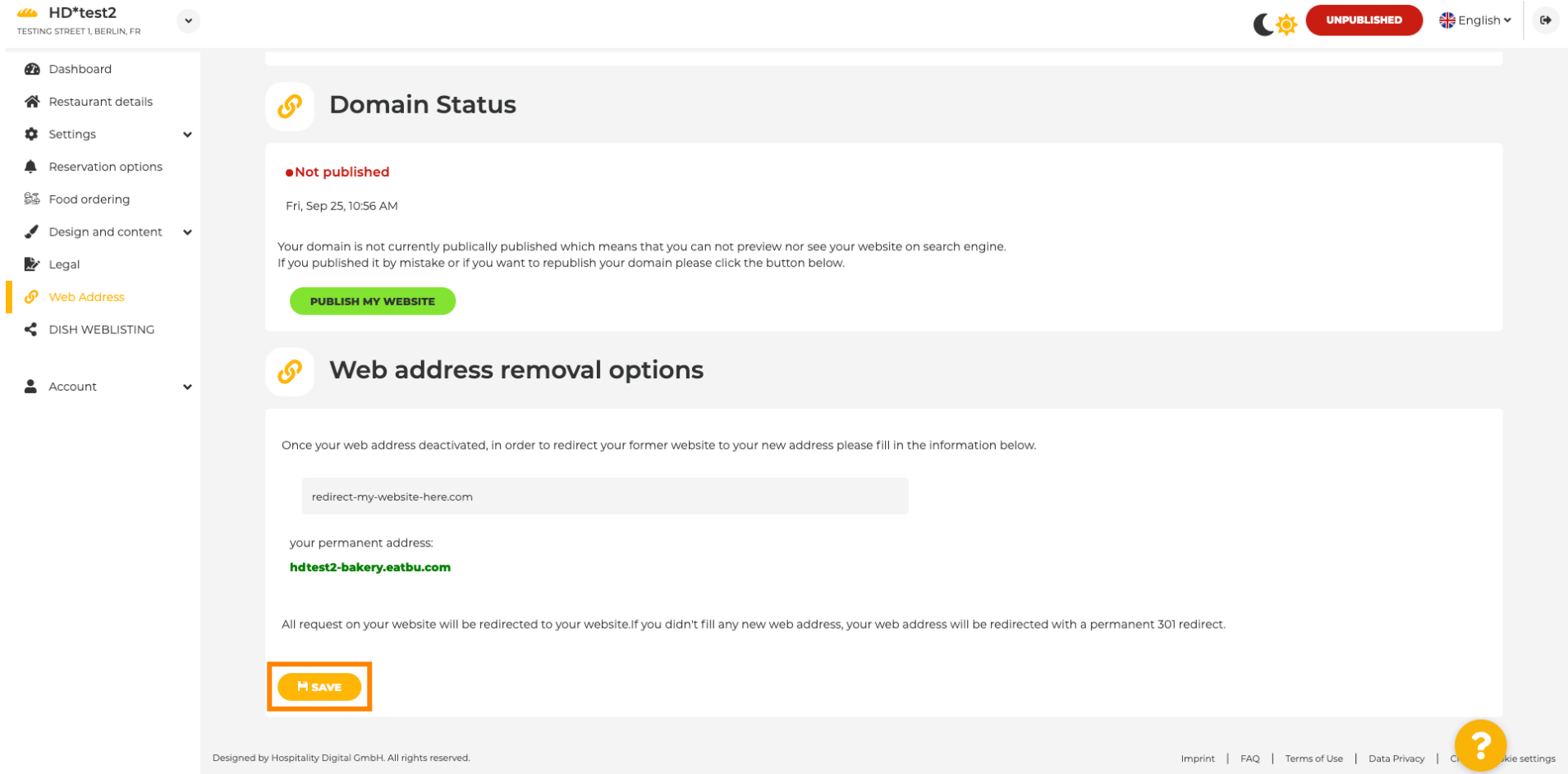
The screenshot shows the DISH Professional administration interface. The top navigation bar includes the user profile 'HD\*test2' with the address 'TESTING STREET 1, BERLIN, FR', a dark/light mode toggle, a red 'UNPUBLISHED' status indicator, and a language dropdown set to 'English'. The left sidebar contains a menu with options: Dashboard, Restaurant details, Settings, Reservation options, Food ordering, Design and content, Legal, Web Address (highlighted in orange), DISH WEBLISTING, and Account.

The main content area is divided into two sections:

- Domain Status:** This section features a red dot icon and the text 'Not published' in red. Below this, it shows the timestamp 'Fri, Sep 25, 10:56 AM'. A message states: 'Your domain is not currently publically published which means that you can not preview nor see your website on search engine. If you published it by mistake or if you want to republish your domain please click the button below.' A green button labeled 'PUBLISH MY WEBSITE' is provided.
- Web address removal options:** This section begins with the instruction: 'Once your web address deactivated, in order to redirect your former website to your new address please fill in the information below.' It contains a text input field with a placeholder 'r|'. Below the field, it asks for the 'your permanent address:' and provides the example 'hdttest2-bakery.eatbu.com'. A note states: 'All request on your website will be redirected to your website.If you didn't fill any new web address, your web address will be redirected with a permanent 301 redirect.' A yellow button labeled 'SAVE' is at the bottom of this section.

The footer of the interface includes the text 'Designed by Hospitality Digital GmbH. All rights reserved.' and a row of links: Imprint, FAQ, Terms of Use, Data Privacy, and a cookie settings icon (a yellow circle with a question mark).

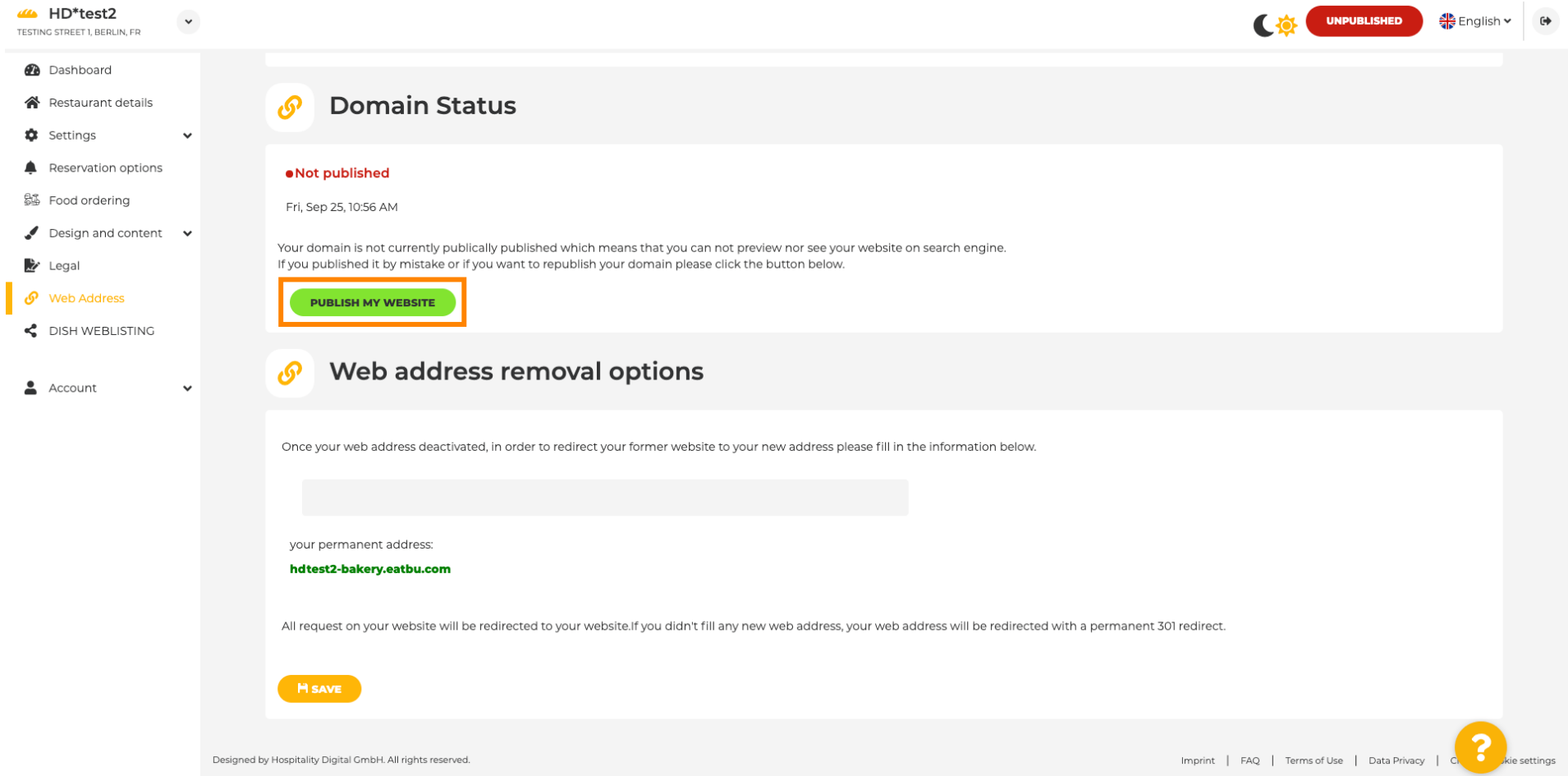
Klicken Sie auf **Speichern** , um die Änderungen zu übernehmen.



The screenshot displays the DISH Professional administration interface. On the left is a sidebar menu with options: Dashboard, Restaurant details, Settings, Reservation options, Food ordering, Design and content, Legal, Web Address (highlighted), DISH WEBLISTING, and Account. The main content area is titled 'Domain Status' and shows a 'Not published' status with a timestamp 'Fri, Sep 25, 10:56 AM'. A message states: 'Your domain is not currently publically published which means that you can not preview nor see your website on search engine. If you published it by mistake or if you want to republish your domain please click the button below.' Below this is a green 'PUBLISH MY WEBSITE' button. The second section, 'Web address removal options', contains instructions on redirecting the former website to a new address. It features a text input field with 'redirect-my-website-here.com' and a label 'your permanent address:' followed by the text 'hdtest2-bakery.eatbu.com'. A note at the bottom states: 'All request on your website will be redirected to your website.If you didn't fill any new web address, your web address will be redirected with a permanent 301 redirect.' A yellow 'SAVE' button is highlighted with a red box. The footer includes 'Designed by Hospitality Digital GmbH. All rights reserved.' and links for Imprint, FAQ, Terms of Use, Data Privacy, and Cookie settings. A red 'UNPUBLISHED' badge and a language selector (English) are visible in the top right corner.



Wenn Sie Ihre DISH-Website nicht mehr unveröffentlicht haben möchten, klicken Sie auf **Meine Website veröffentlichen**.



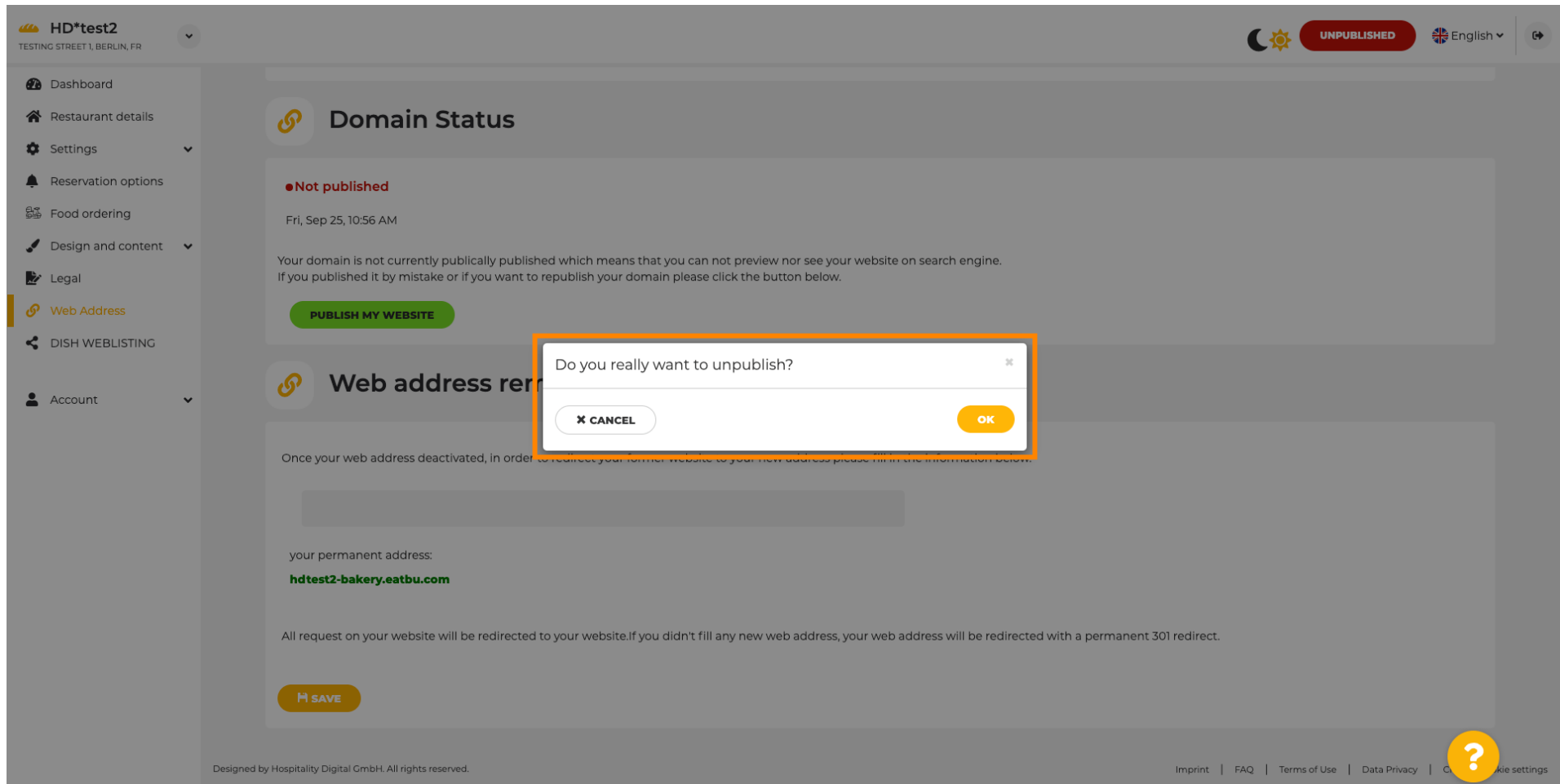
The screenshot shows the DISH Professional administration interface. The top navigation bar includes the user profile 'HD\*test2' with the address 'TESTING STREET 1, BERLIN, FR', a dark/light mode toggle, a red 'UNPUBLISHED' status badge, a language selector set to 'English', and a help icon. The left sidebar contains a menu with items: Dashboard, Restaurant details, Settings, Reservation options, Food ordering, Design and content, Legal, Web Address (highlighted with an orange bar), DISH WEBLISTING, and Account.

The main content area is divided into two sections:

- Domain Status:** Features a yellow link icon, the title 'Domain Status', and a red status indicator 'Not published'. Below this, it shows the timestamp 'Fri, Sep 25, 10:56 AM' and a message: 'Your domain is not currently publically published which means that you can not preview nor see your website on search engine. If you published it by mistake or if you want to republish your domain please click the button below.' A green button labeled 'PUBLISH MY WEBSITE' is highlighted with an orange border.
- Web address removal options:** Features a yellow link icon, the title 'Web address removal options', and a message: 'Once your web address deactivated, in order to redirect your former website to your new address please fill in the information below.' Below this is a text input field. Further down, it says 'your permanent address:' followed by the text 'hdtest2-bakery.eatbu.com' in green. A final message states: 'All request on your website will be redirected to your website.If you didn't fill any new web address, your web address will be redirected with a permanent 301 redirect.' A green 'SAVE' button is at the bottom of this section.

The footer contains the text 'Designed by Hospitality Digital GmbH. All rights reserved.' on the left, and a row of links: 'Imprint', 'FAQ', 'Terms of Use', 'Data Privacy', and 'Cookie settings' on the right. A yellow circular help icon with a question mark is positioned at the bottom right of the footer area.

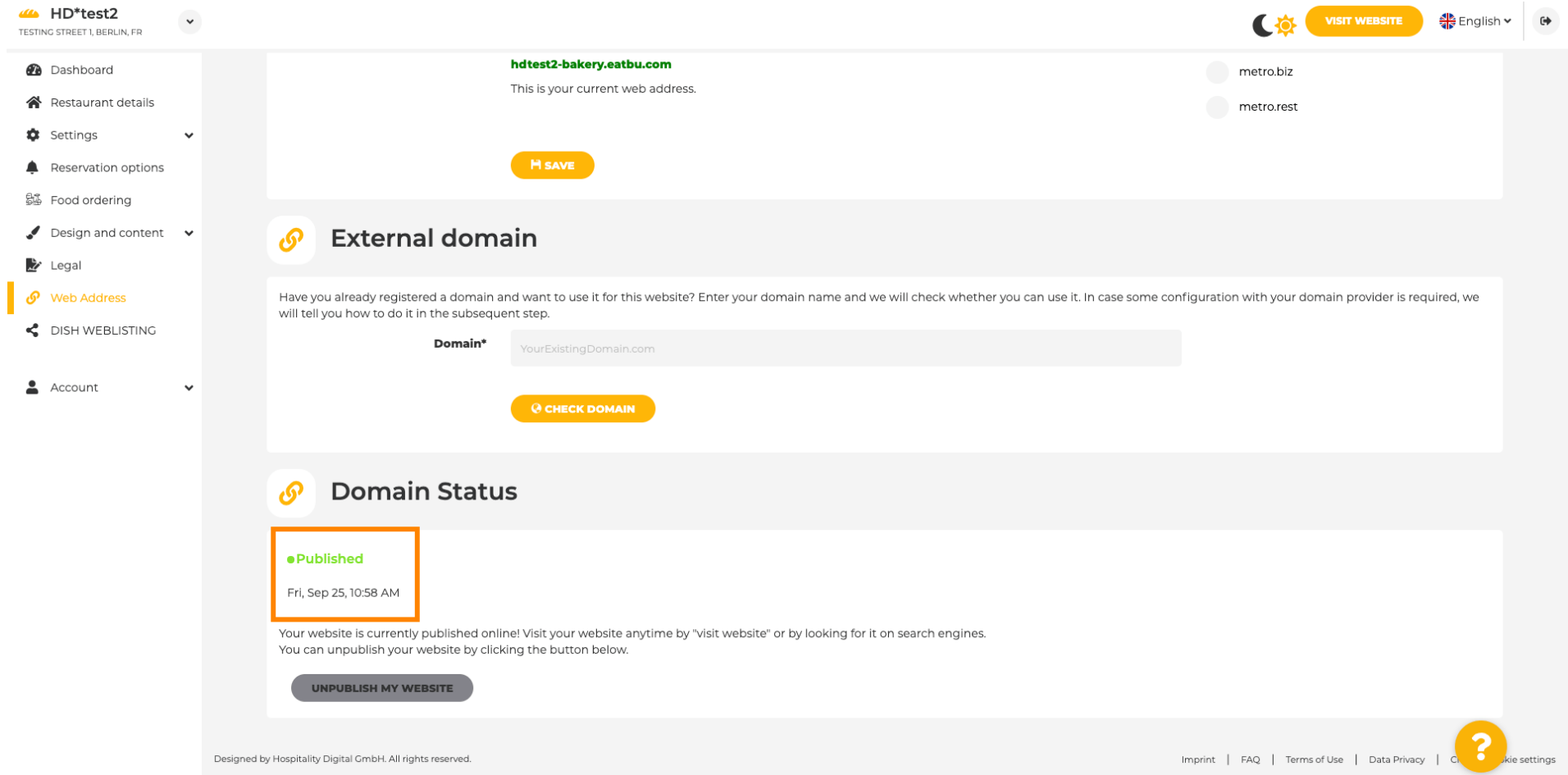
Und bestätigen Sie den Vorgang mit einem Klick auf **ok**.



The screenshot shows the DISH Professional administration interface. The left sidebar contains navigation links: Dashboard, Restaurant details, Settings, Reservation options, Food ordering, Design and content, Legal, Web Address, DISH WEBLISTING, and Account. The main content area is divided into two sections: 'Domain Status' and 'Web address re'. The 'Domain Status' section shows a 'Not published' status with a timestamp 'Fri, Sep 25, 10:56 AM' and a message: 'Your domain is not currently publically published which means that you can not preview nor see your website on search engine. If you published it by mistake or if you want to republish your domain please click the button below.' Below this is a green 'PUBLISH MY WEBSITE' button. The 'Web address re' section shows a text input field for the web address, a 'your permanent address:' label, and the address 'hctest2-bakery.eatbu.com'. Below this is a 'SAVE' button. A modal dialog box is open in the center, asking 'Do you really want to unpublish?' with 'CANCEL' and 'OK' buttons. The 'OK' button is highlighted with an orange border.



Der Status Ihrer Website hat sich geändert. Es ist jetzt **veröffentlicht**. Hinweis: Ihre Website wird nicht mehr umgeleitet.




The screenshot shows the DISH Professional administration interface for a user named 'HD\*test2' located at 'TESTING STREET 1, BERLIN, FR'. The interface includes a sidebar with navigation options: Dashboard, Restaurant details, Settings, Reservation options, Food ordering, Design and content, Legal, Web Address (highlighted), DISH WEBLISTING, and Account.




The main content area displays the current web address as **hctest2-bakery.eatbu.com** with a 'SAVE' button. Below this is the 'External domain' section, which prompts the user to enter a domain name and provides a 'CHECK DOMAIN' button. The 'Domain Status' section shows the website is **Published** as of 'Fri, Sep 25, 10:58 AM', with an 'UNPUBLISH MY WEBSITE' button. A green box highlights the 'Published' status and the timestamp.


At the bottom of the interface, there is a footer with the text 'Designed by Hospitality Digital GmbH. All rights reserved.' and a row of links: Imprint, FAQ, Terms of Use, Data Privacy, and Cookie settings. A question mark icon is also present in the bottom right corner.














Auf **DISH -Weblisting** können Sie zum HD-Weblisting-Service wechseln. DISH Weblisting verbindet die Website mit einem neuen oder bestehenden Google my Business-Konto.


**Test Bistro Train..**  
TRAINING STREET 007, BERLIN, DE





[VISIT WEBSITE](#)


English



-  Dashboard
-  Restaurant details
-  Settings
-  Reservation options
-  Food ordering
-  Design and content
-  Legal
-  Web Address
-  **DISH WEBLISTING**
-  Account

## Dish Web Listing




Manage your Business Listing on Google. All in one place. Introduction the Dish Web Listing service.

Managing your business listing is no longer part of your DISH WEBSITE dashboard. Don't worry: we made sure it got a great new home on Dish Web Listing.

No further action from you is required at this point. All data can be found at the new HD service Dish Web Listing.

Click the button below to be redirected to your Dish Web Listing account. From there, you can create, view, manage or delete your Google listing profile.




[GO TO DISH WEB LISTING](#)


By clicking this button you will be redirected to our Dish Service Dish Web Listing






Designed by Hospitality Digital GmbH. All rights reserved.













[Imprint](#) | 
 [FAQ](#) | 
 [Terms of Use](#) | 
 [Data Privacy](#) | 
 [Change cookie settings](#)



 Ihre gespeicherten Daten können Sie ändern, exportieren und löschen.

 Test Bistro Train..  
TRAINING STREET 007, BERLIN, DE

   VISIT WEBSITE  English 

-  Dashboard
-  Restaurant details
-  Settings
-  Reservation options
-  Food ordering
-  Design and content
-  Legal
-  Web Address
-  DISH WEBLISTING
-  Account
-  Your data
-  Profile

## Your data

We take the safety of your personal data seriously and it is important to us to give you full transparency. In this section you will find information on what personal data is being stored, what we need it for and how we secure it. If your question is not answered in the following descriptions, you will find instructions for self-service below as well.


We take the protection of our Users' personal data seriously. The following Privacy Policy is therefore intended to inform you about the processing of your personal data in accordance with Regulation (EU) 2016/679 ("GDPR"). In particular, we explain which personal data we collect, for what purposes we process these personal data, which technologies we use, to whom we transfer personal data and what rights you are entitled to under the GDPR.

- 1. General Information**
- A. Processing of Personal Data on our Website**
- 2. Automated Processing of Personal Data when Accessing our Website**
- 3. Cookies**
- B. Processing of Personal Data when Registering for and when Using our Services**
- 4. Registration for the Services**
- 5. Use of the Services**
- 6. Customer Analysis and Marketing**
- C. Further Information Regarding the Processing**
- 7. Joint Controllership**
- 8. Contact**
- 9. Transfer of Personal Data to Third Parties**
- 10. Deletion of Personal Data**
- 11. Data Security**
- 12. Your Rights**

## Change existing personal data


You can change your personal data in the following sections:




- [Restaurant details](#)



















Im **Profil** können Sie das Benutzerprofil und das Passwort bearbeiten oder das Konto/die Einrichtung löschen.


**Test Bistro Train..**  
TRAINING STREET 007, BERLIN, DE




[VISIT WEBSITE](#)


English



-  Dashboard
-  Restaurant details
-  Settings
-  Reservation options
-  Food ordering
-  Design and content
-  Legal
-  Web Address
-  DISH WEBLISTING
-  Account
  -  Your data
  -  Profile

## User profile

Please provide the details of your main contact person.

Salutation\*

Nothing selected

First Name\*

Test Max

Last name\*

Trainer

E-mail\*

training@hd.digital


SAVE

## Change your password

To change the password of your DISH account, please click the following link.

CHANGE YOUR PASSWORD

## Delete establishment

 Your DISH RESERVATION accounts are untouched by this action and will continue to exist.

Here you can irrevocably delete the establishment **"Test Bistro Training"**. The created website and all establishment data will be deleted. After you have clicked the button we will ask for your password to confirm this action. Afterwards, all mentioned data will be erased. This cannot be undone. Account deletion can take up to one month.

