



Le tableau de **bord** donne un aperçu du trafic sur le site Web. Ces statistiques sont très utiles pour d'autres analyses.

Test Bistro Train..
TRAINING STREET 007, BERLIN, DE

Website Performance

Test Bistro Training
Last data generation: 30/06/2020

128
website views the past 28 days
+116.9%

Online food ordering insights
0 orders the past 7 days
0.0%
0 orders the past 28 days

Website views per day

Date	Views
02.06	0
03.06	0
04.06	0
05.06	0
06.06	0
07.06	0
08.06	0
09.06	0
10.06	0
11.06	0
12.06	0
13.06	0
14.06	0
15.06	0
16.06	7
17.06	7
18.06	0
19.06	0
20.06	0
21.06	0
22.06	0
23.06	0
24.06	0
25.06	0
26.06	45
27.06	0
28.06	0
29.06	0
30.06	68

Top browsing languages
8

Top devices
Other

Opening hours views
3
+200.0%

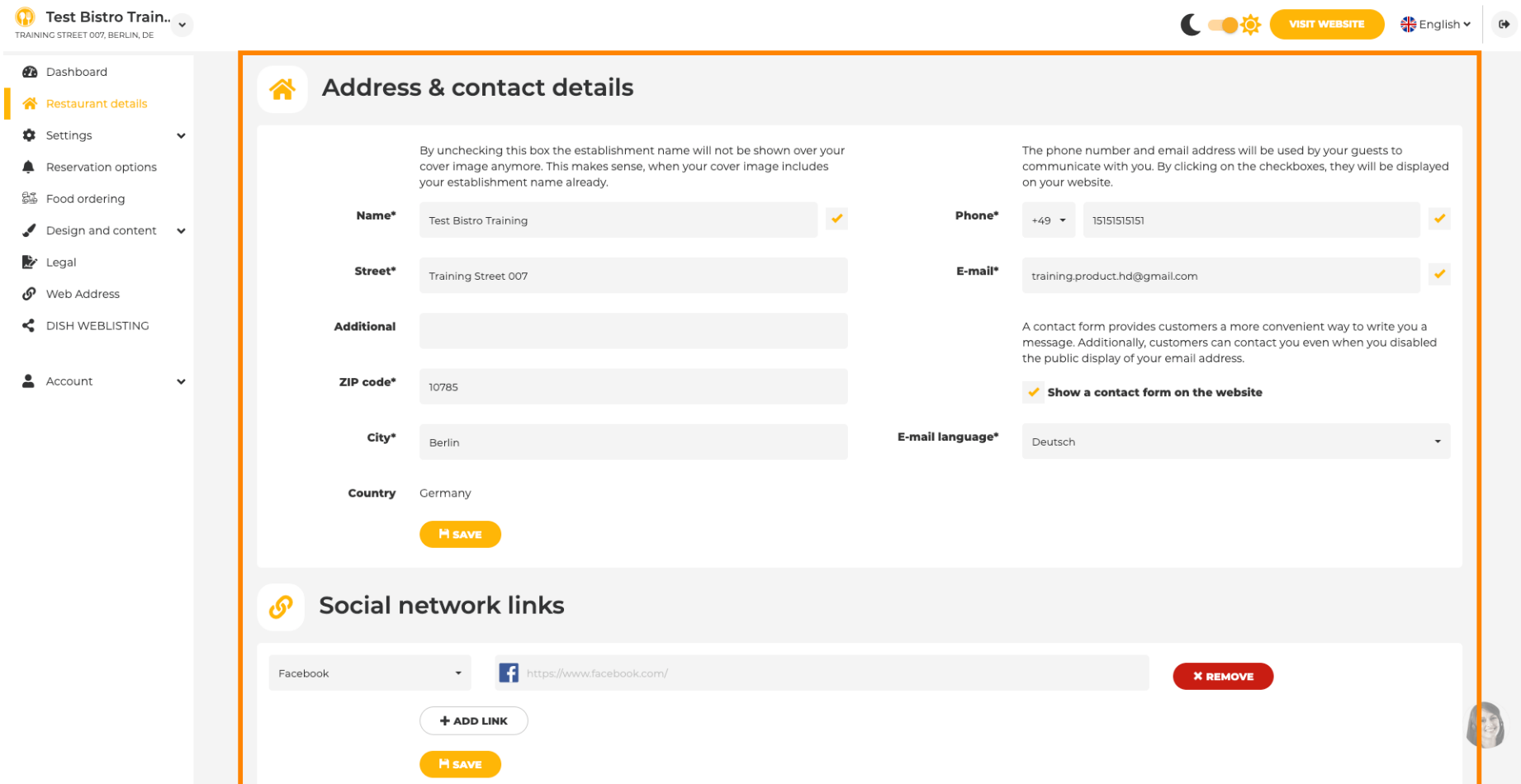
Contacts
0
+0.0%

Designed by Hospitality Digital GmbH. All rights reserved.

Imprint | FAQ | Terms of Use | Data Privacy | Change cookie settings



Sur **les détails du restaurant**, les coordonnées de l'établissement peuvent être modifiées. De plus, les **comptes de médias sociaux** de l'établissement peuvent être liés.



The screenshot displays the 'Address & contact details' section of the DISH Professional administration interface. The page is for a restaurant named 'Test Bistro Train..' located at 'TRAINING STREET 007, BERLIN, DE'. The interface includes a sidebar with navigation options like 'Dashboard', 'Restaurant details', 'Settings', 'Reservation options', 'Food ordering', 'Design and content', 'Legal', 'Web Address', 'DISH WEBLISTING', and 'Account'. The main content area is divided into two sections: 'Address & contact details' and 'Social network links'.

Address & contact details:

- Name*:** Test Bistro Training (checked)
- Street*:** Training Street 007
- Additional:** (empty field)
- ZIP code*:** 10785
- City*:** Berlin
- Country:** Germany
- Phone*:** +49 15151515151 (checked)
- E-mail*:** training.product.hd@gmail.com (checked)
- E-mail language*:** Deutsch
- Show a contact form on the website**

Social network links:

- Facebook: <https://www.facebook.com/> (REMOVE)
- + ADD LINK

Buttons for 'SAVE' are present at the bottom of each section.



Sur **les heures d'ouverture**, vous pouvez modifier les heures d'ouverture. De plus, vous pouvez ajouter différentes **heures de cuisine** et des **exceptions** spéciales pour, par exemple, les vacances.

Test Bistro Train..
TRAINING STREET 007, BERLIN, DE

English

Opening hours

Day	Opening Hours	Action
Monday	12 AM - 12 PM	NEW TIME INTERVAL
		ADD KITCHEN HOURS
Tuesday	12 AM - 12 PM	NEW TIME INTERVAL
		ADD KITCHEN HOURS
Wednesday	12 AM - 12 PM	NEW TIME INTERVAL
		ADD KITCHEN HOURS
Thursday	12 AM - 12 PM	NEW TIME INTERVAL
		ADD KITCHEN HOURS
Friday	12 AM - 12 PM	NEW TIME INTERVAL
		ADD KITCHEN HOURS
Saturday	- closed -	NEW TIME INTERVAL
Sunday	- closed -	NEW TIME INTERVAL

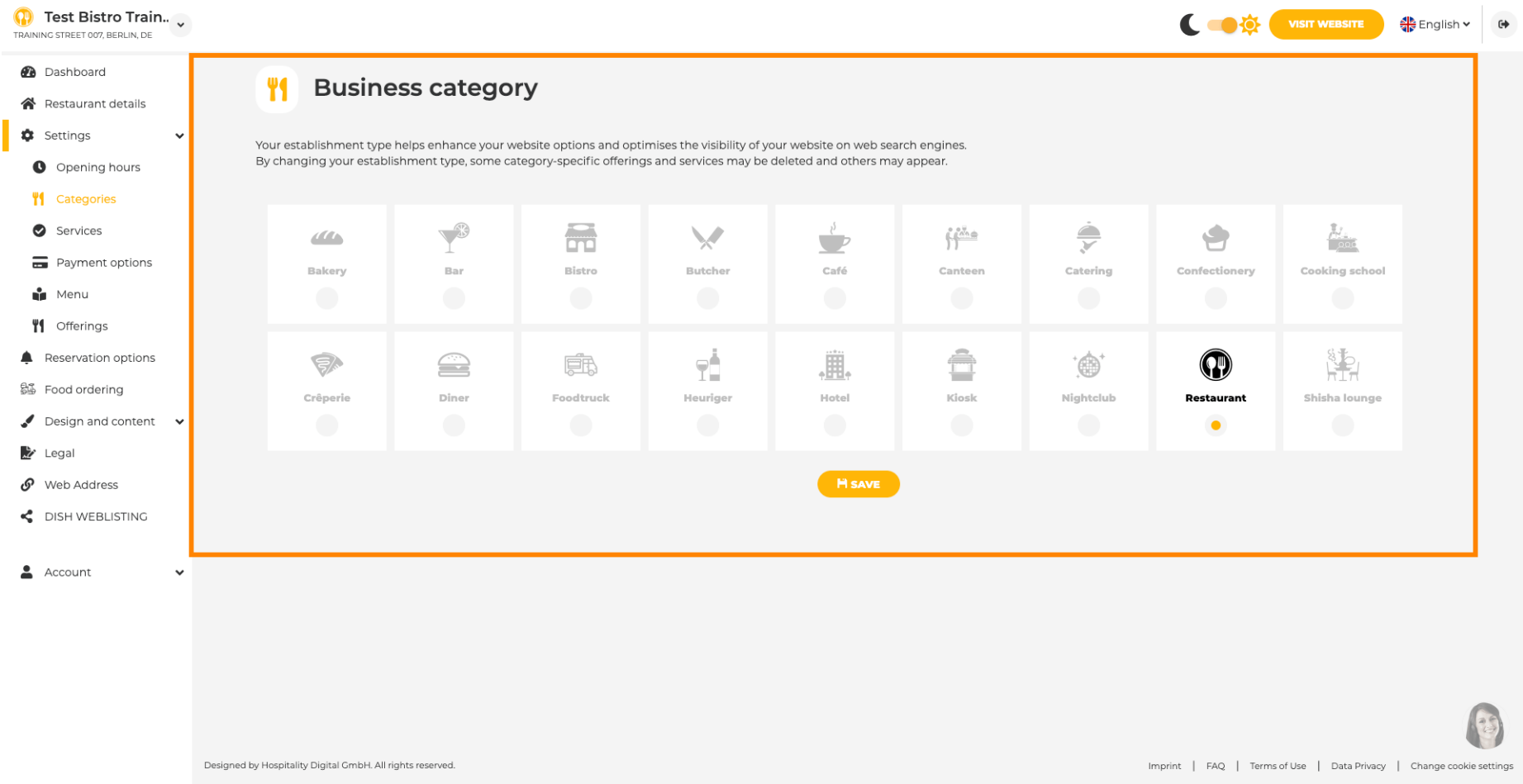
+ ADD EXCEPTION

Display your opening status (open/closed) on your cover image

SAVE



Dans **les catégories**, vous pouvez modifier la catégorie d'entreprise. Remarque : Toute modification aura également un impact sur les offres et les services.



The screenshot shows the administration interface for 'Test Bistro Train..' with the address 'TRAINING STREET 007, BERLIN, DE'. The left sidebar lists various settings, with 'Categories' highlighted. The main content area is titled 'Business category' and includes a descriptive text: 'Your establishment type helps enhance your website options and optimises the visibility of your website on web search engines. By changing your establishment type, some category-specific offerings and services may be deleted and others may appear.' Below this text is a grid of 18 category options, each with an icon and a radio button. The 'Restaurant' category is currently selected. A 'SAVE' button is located at the bottom of the grid. The footer contains the text 'Designed by Hospitality Digital GmbH. All rights reserved.' and a list of links: 'Imprint | FAQ | Terms of Use | Data Privacy | Change cookie settings'.



Sur **les services**, vous pouvez modifier ou ajouter les services de l'établissement. Ils ont un impact sur la visibilité des moteurs de recherche Web.

Test Bistro Train..
TRAINING STREET 007, BERLIN, DE

Dashboard
Restaurant details
Settings
Opening hours
Categories
Services
Payment options
Menu
Offerings
Reservation options
Food ordering
Design and content
Legal
Web Address
DISH WEBLISTING
Account

Services

Your services will be displayed on the generated website as icons. This will help your visitors understand which services are available in your establishment and will optimise visibility of your website on web search engines.

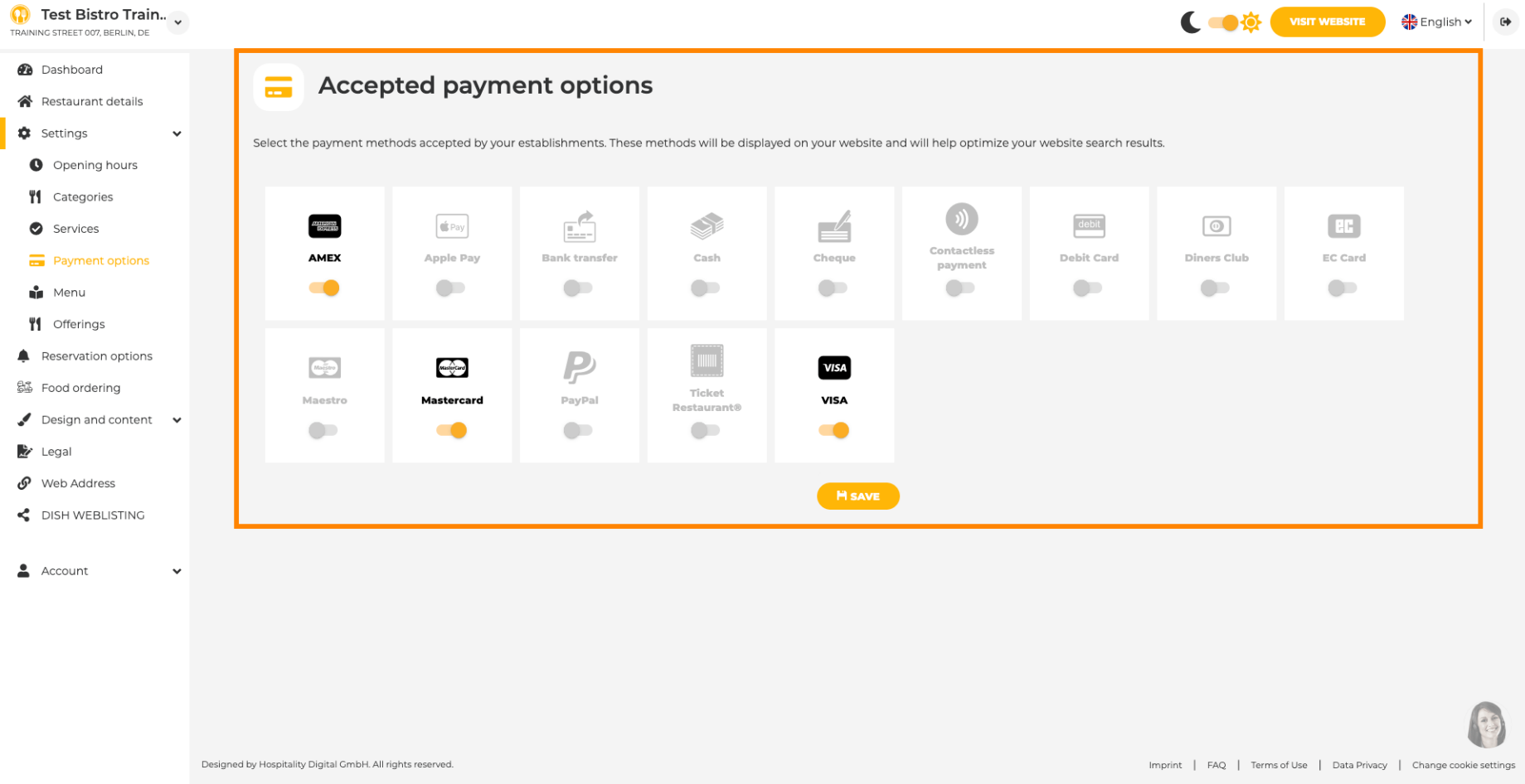
Accessible <input checked="" type="checkbox"/>	Air conditioning <input checked="" type="checkbox"/>	Buffet <input type="checkbox"/>	Catering <input type="checkbox"/>	Delivery <input type="checkbox"/>	Free Wifi <input type="checkbox"/>	Heated terrace <input type="checkbox"/>	Kid's corner <input type="checkbox"/>	Outside seating <input type="checkbox"/>
Paid Wifi <input type="checkbox"/>	Pets allowed <input type="checkbox"/>	Private events <input type="checkbox"/>	Rooftop Bar <input type="checkbox"/>	Room service <input type="checkbox"/>	Self parking <input checked="" type="checkbox"/>	Smoking area <input type="checkbox"/>	Takeaway <input type="checkbox"/>	Valet parking <input type="checkbox"/>
Wedding receptions <input type="checkbox"/>								

SAVE

Designed by Hospitality Digital GmbH. All rights reserved.

Imprint | FAQ | Terms of Use | Data Privacy | Change cookie settings

Sur les **options de paiement**, vous pouvez activer ou désactiver les options de paiement.



The screenshot shows the administration interface for 'Test Bistro Train..' with the 'Payment options' section selected in the left sidebar. The main content area is titled 'Accepted payment options' and includes a description: 'Select the payment methods accepted by your establishments. These methods will be displayed on your website and will help optimize your website search results.'

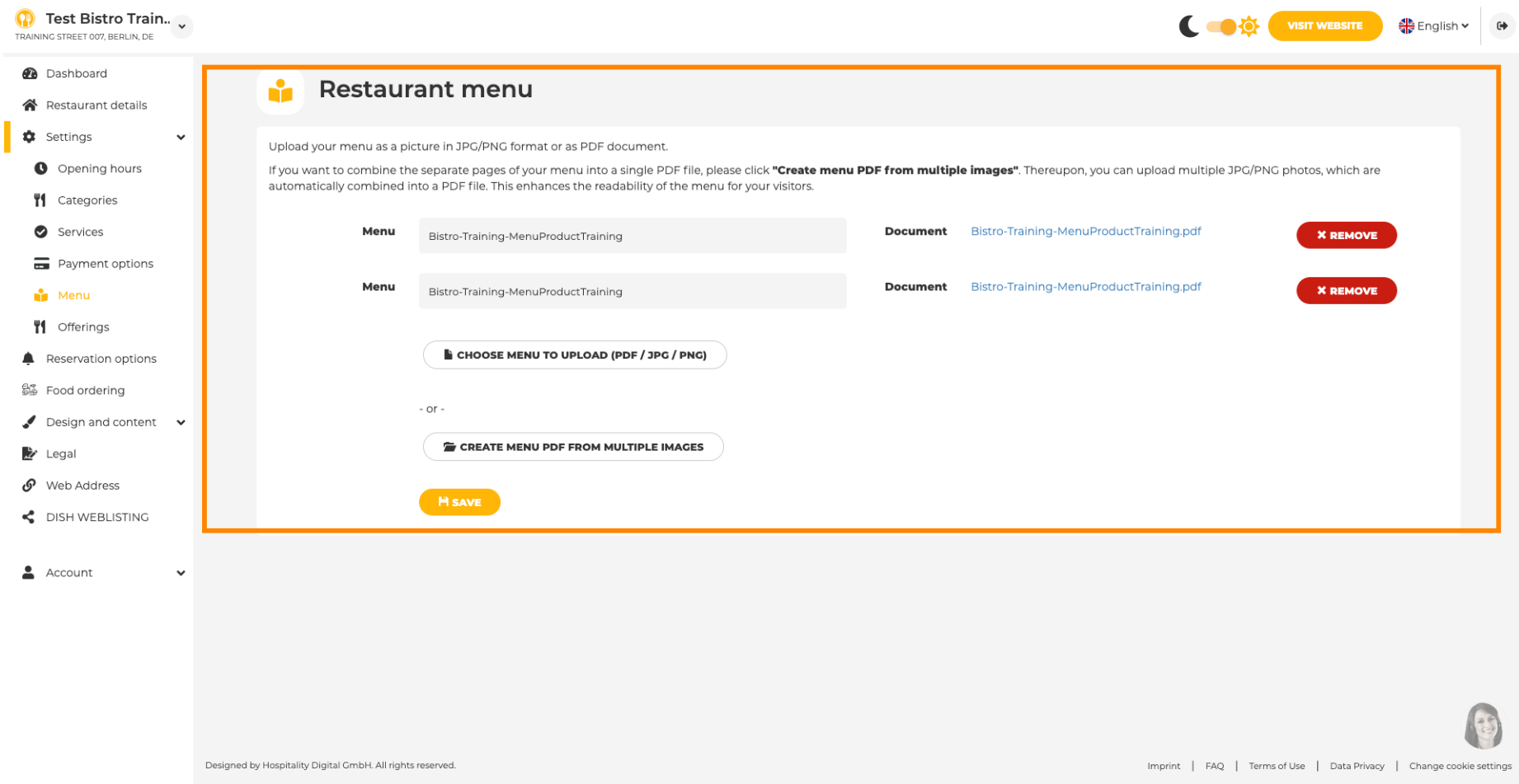
The following table lists the payment methods and their current status (Active/Inactive):

Payment Method	Status
AMEX	Active
Apple Pay	Inactive
Bank transfer	Inactive
Cash	Inactive
Cheque	Inactive
Contactless payment	Inactive
Debit Card	Inactive
Diners Club	Inactive
EC Card	Inactive
Maestro	Inactive
Mastercard	Active
PayPal	Inactive
Ticket Restaurant®	Inactive
VISA	Active

A 'SAVE' button is located at the bottom right of the settings area. The footer contains the text 'Designed by Hospitality Digital GmbH. All rights reserved.' and links for 'Imprint', 'FAQ', 'Terms of Use', 'Data Privacy', and 'Change cookie settings'.



Dans le **menu**, vous pouvez ajouter un nouveau menu au site Web. Téléchargez simplement un document ou créez un pdf à partir d'images.



Test Bistro Train..
TRAINING STREET 007, BERLIN, DE

VISIT WEBSITE English

Restaurant menu

Upload your menu as a picture in JPG/PNG format or as PDF document.
If you want to combine the separate pages of your menu into a single PDF file, please click **"Create menu PDF from multiple images"**. Thereupon, you can upload multiple JPG/PNG photos, which are automatically combined into a PDF file. This enhances the readability of the menu for your visitors.

Menu	Bistro-Training-MenuProductTraining	Document	Bistro-Training-MenuProductTraining.pdf	X REMOVE
Menu	Bistro-Training-MenuProductTraining	Document	Bistro-Training-MenuProductTraining.pdf	X REMOVE

CHOOSE MENU TO UPLOAD (PDF / JPG / PNG)

- or -

CREATE MENU PDF FROM MULTIPLE IMAGES

SAVE

Designed by Hospitality Digital GmbH. All rights reserved.

Imprint | FAQ | Terms of Use | Data Privacy | Change cookie settings

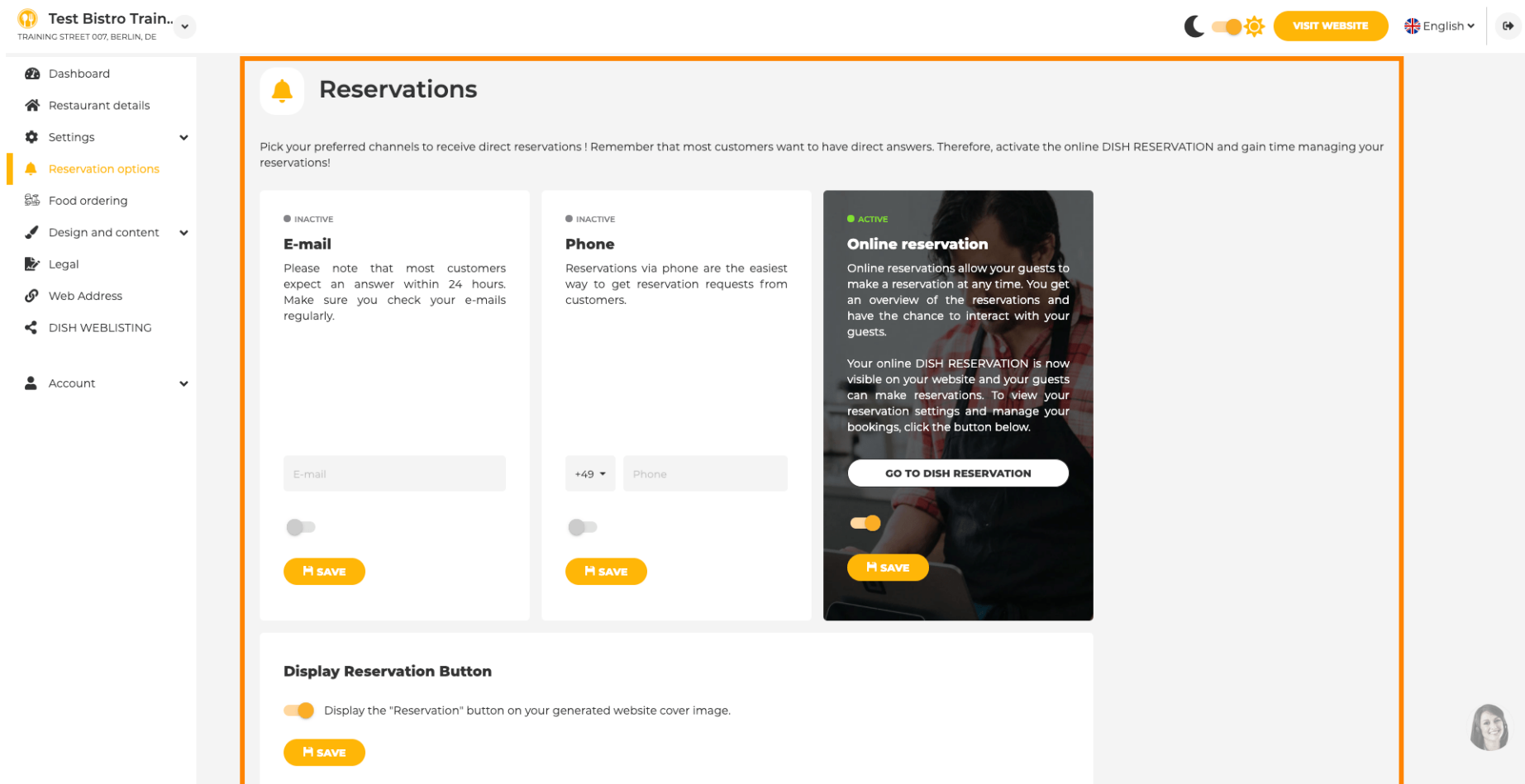


Sur les **offres** vous pouvez modifier les types de cuisine et autres offres générales. Remarque : Sélectionnez judicieusement votre cuisine principale, car cela aura un impact sur le texte automatisé et les résultats des moteurs de recherche.

The screenshot shows the 'Your offerings' section in the DISH Professional administration panel. The page title is 'Test Bistro Train..' with the address 'TRAINING STREET 007, BERLIN, DE'. The navigation menu on the left includes: Dashboard, Restaurant details, Settings (expanded), Opening hours, Categories, Services, Payment options, Menu, Offerings (highlighted), Reservation options, Food ordering, Design and content (expanded), Legal, Web Address, DISH WEBLISTING, and Account (expanded). The main content area is titled 'Your offerings' and contains a 'Main Cuisine' section with a dropdown menu currently set to 'Austrian' and a 'SAVE' button. Below this is a 'Types of Cuisines' grid with 25 options, where 'Austrian' is selected with a checkmark. The grid includes: Afghan, African, American, Arabian, Argentinean, Armenian, Asian, Austrian, Azerbaijani, Belgian, Brazilian, British, Chinese, Colombian, Corsican, Croatian, Cuban, Czech, Dutch, French, Georgian, German, Greek, Hungarian, Indian, Israeli, Italian, Japanese, Korean, Lebanese, Mediterranean, Mexican, Middle-Asian, Mongolian, Moroccan, Oriental, Persian, Peruvian, Polish, Portuguese, Russian, South American, Spanish, Thai, Turkish, and Ukrainian. A 'Dietary Specialities' section is partially visible at the bottom. A user profile picture is shown in the bottom right corner.



Sur **les réservations**, vous pouvez sélectionner les options préférées pour recevoir des réservations via le site Web. Vous pouvez commander ou activer l'outil de réservation HD ici. De plus, vous pouvez activer le bouton de réservation sur l'image de couverture.



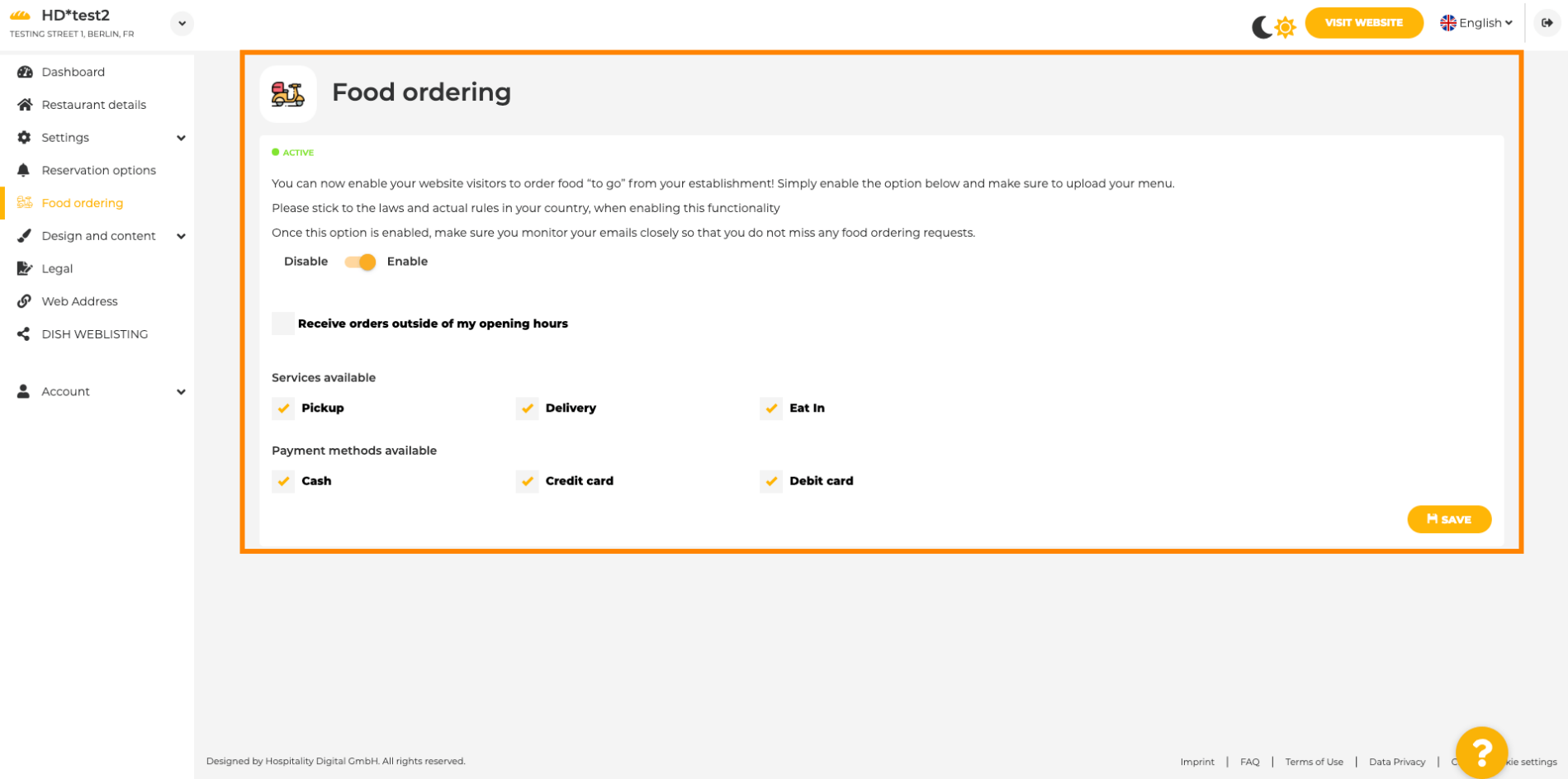
The screenshot shows the administration interface for 'Test Bistro Train..' (TRAINING STREET 007, BERLIN, DE). The top navigation bar includes a 'VISIT WEBSITE' button and a language selector set to 'English'. The left sidebar lists various settings categories, with 'Reservation options' highlighted in orange. The main content area is titled 'Reservations' and contains three configuration cards:

- E-mail**: Currently inactive. Includes a text field for the email address and a 'SAVE' button.
- Phone**: Currently inactive. Includes a dropdown for the country code (set to '+49') and a text field for the phone number, with a 'SAVE' button.
- Online reservation**: Currently active. Includes a 'GO TO DISH RESERVATION' button and a 'SAVE' button. The text below explains that online reservations are visible on the website and allows for managing bookings.

At the bottom, there is a section for 'Display Reservation Button' with a toggle switch turned on and a 'SAVE' button. A user profile picture is visible in the bottom right corner of the interface.



Lors **de la commande de nourriture**, vous pouvez désactiver ou activer un formulaire de commande pour les commandes à emporter. Remarque : Cette fonctionnalité sera disponible après le téléchargement d'un menu sur le site Web.



HD*test2
TESTING STREET 1, BERLIN, FR

VISIT WEBSITE English

- Dashboard
- Restaurant details
- Settings
- Reservation options
- Food ordering**
- Design and content
- Legal
- Web Address
- DISH WEBLISTING
- Account

Food ordering

ACTIVE

You can now enable your website visitors to order food "to go" from your establishment! Simply enable the option below and make sure to upload your menu.
Please stick to the laws and actual rules in your country, when enabling this functionality
Once this option is enabled, make sure you monitor your emails closely so that you do not miss any food ordering requests.

Disable Enable

Receive orders outside of my opening hours

Services available


- Pickup
- Delivery
- Eat In

Payment methods available

- Cash
- Credit card
- Debit card

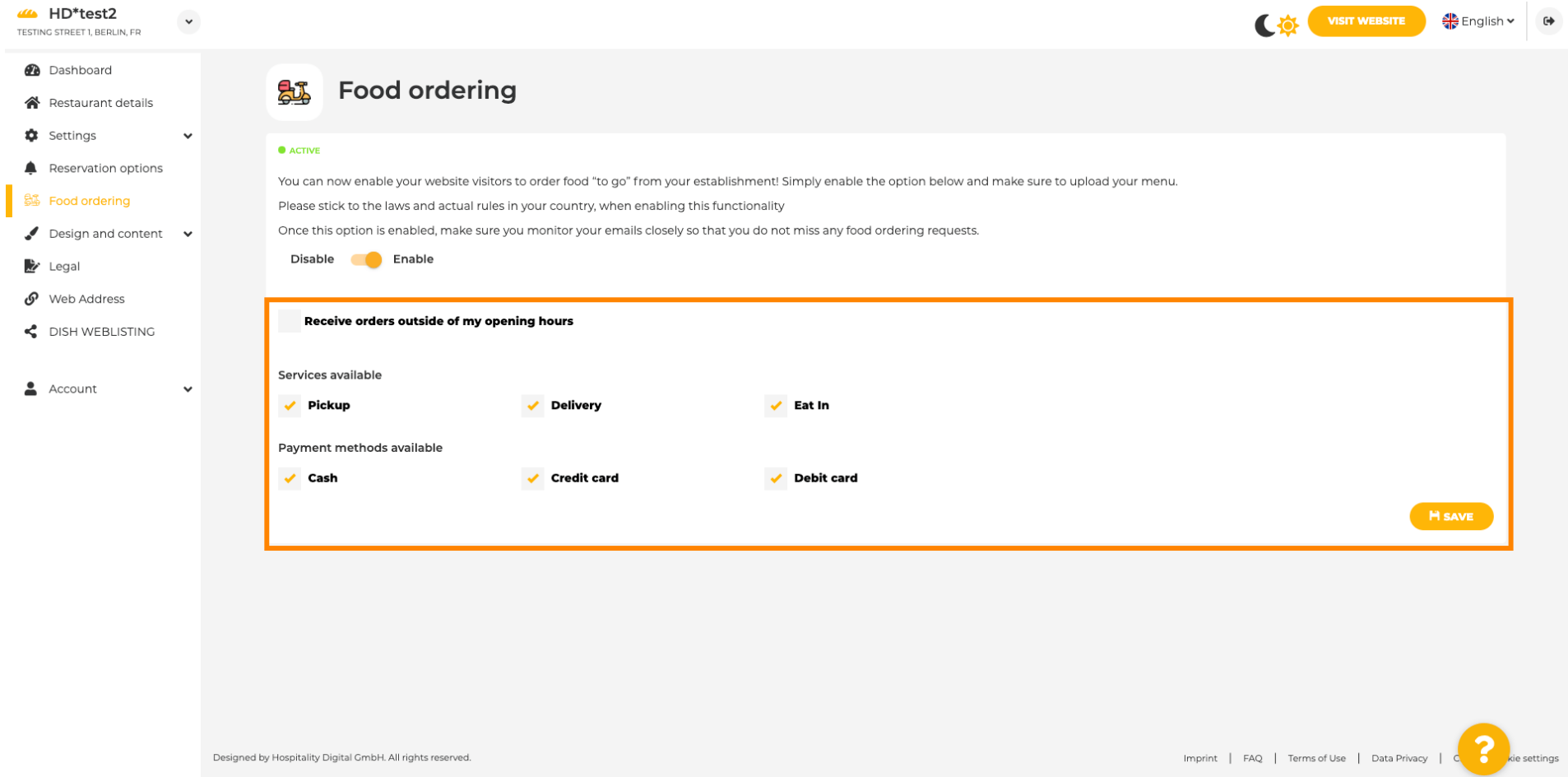
SAVE

Designed by Hospitality Digital GmbH. All rights reserved.

Imprint | FAQ | Terms of Use | Data Privacy |  Like settings



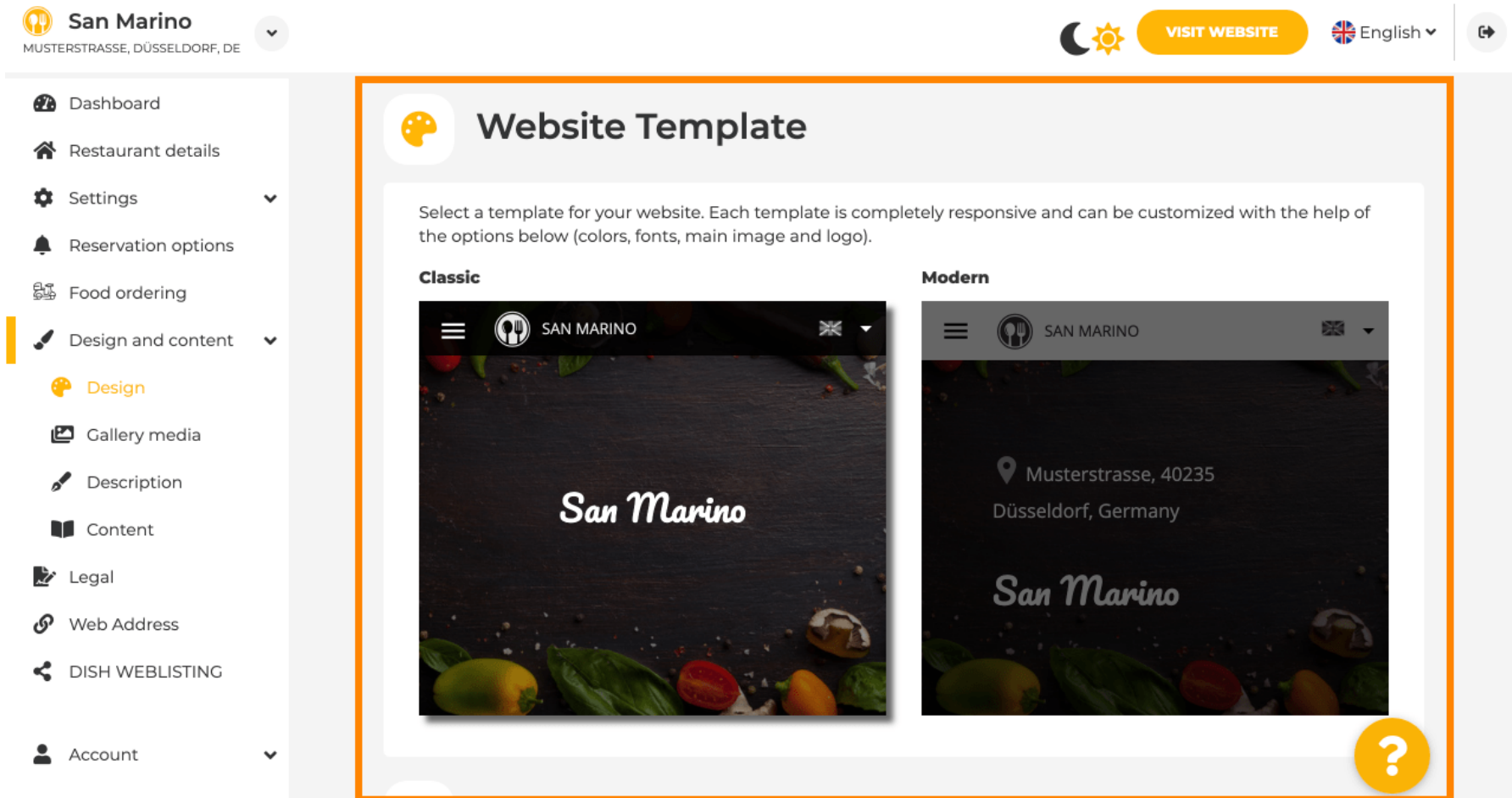
Vous pouvez choisir si les commandes peuvent également être reçues **en dehors des heures d'ouverture**. De plus, vous pouvez activer les services et méthodes de paiement disponibles.



The screenshot shows the 'Food ordering' settings page in the DISH Professional administration interface. The page is for a restaurant named 'HD*test2' located at 'TESTING STREET 1, BERLIN, FR'. The 'Food ordering' feature is currently active, as indicated by a green dot and the text 'ACTIVE'. Below this, there is a toggle switch set to 'Enable'. A section titled 'Receive orders outside of my opening hours' is highlighted with an orange border. This section contains two groups of settings: 'Services available' and 'Payment methods available'. Each group has three options, all of which are checked with a yellow checkmark in a box. The 'Services available' options are 'Pickup', 'Delivery', and 'Eat in'. The 'Payment methods available' options are 'Cash', 'Credit card', and 'Debit card'. A yellow 'SAVE' button is located at the bottom right of the highlighted section. The footer of the page includes the text 'Designed by Hospitality Digital GmbH. All rights reserved.' and a navigation menu with links for 'Imprint', 'FAQ', 'Terms of Use', 'Data Privacy', and 'Cookie settings'.



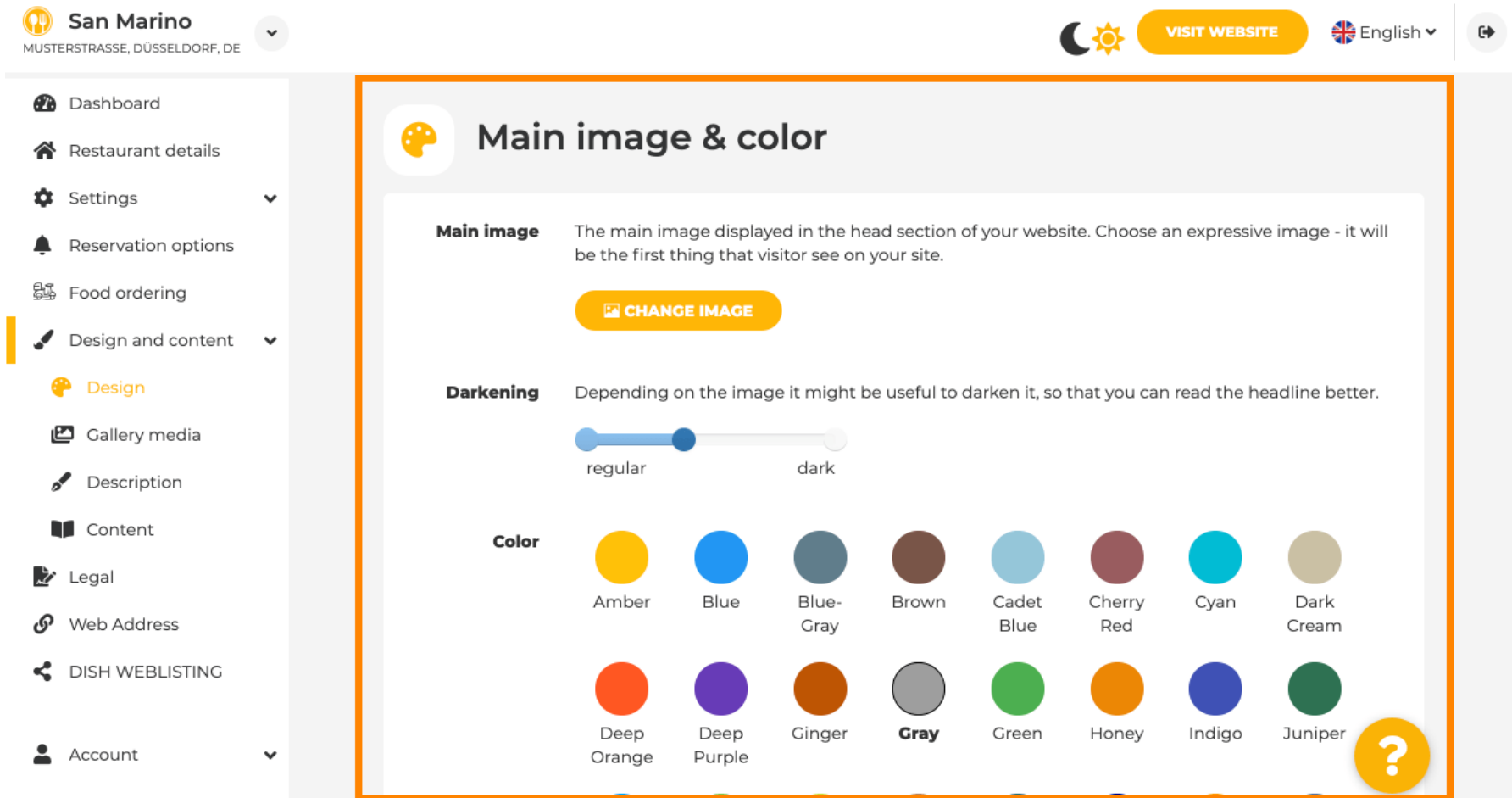
Lors de la **conception**, vous pouvez choisir entre le modèle classique ou le modèle moderne pour votre site Web.



The screenshot displays the administration interface for the 'San Marino' restaurant. The top navigation bar includes the restaurant name, address, a 'VISIT WEBSITE' button, and a language selector set to 'English'. A sidebar on the left lists various management options, with 'Design and content' highlighted. The main content area is titled 'Website Template' and provides instructions to select a responsive template. Two options are shown: 'Classic', which features a dark background with the restaurant name in a white script font, and 'Modern', which includes the address 'Musterstrasse, 40235 Düsseldorf, Germany' above the name. A yellow question mark icon is visible in the bottom right corner of the template selection area.



Lorsque vous faites défiler vers le bas, vous pouvez ajuster d'autres paramètres de conception comme l' **image principale et la couleur** .



The screenshot shows the administration interface for a restaurant named "San Marino" located at "MUSTERSTRASSE, DÜSSELDORF, DE". The interface includes a top navigation bar with a "VISIT WEBSITE" button and a language selector set to "English". A left sidebar contains various menu items, with "Design and content" expanded to show "Design" selected.

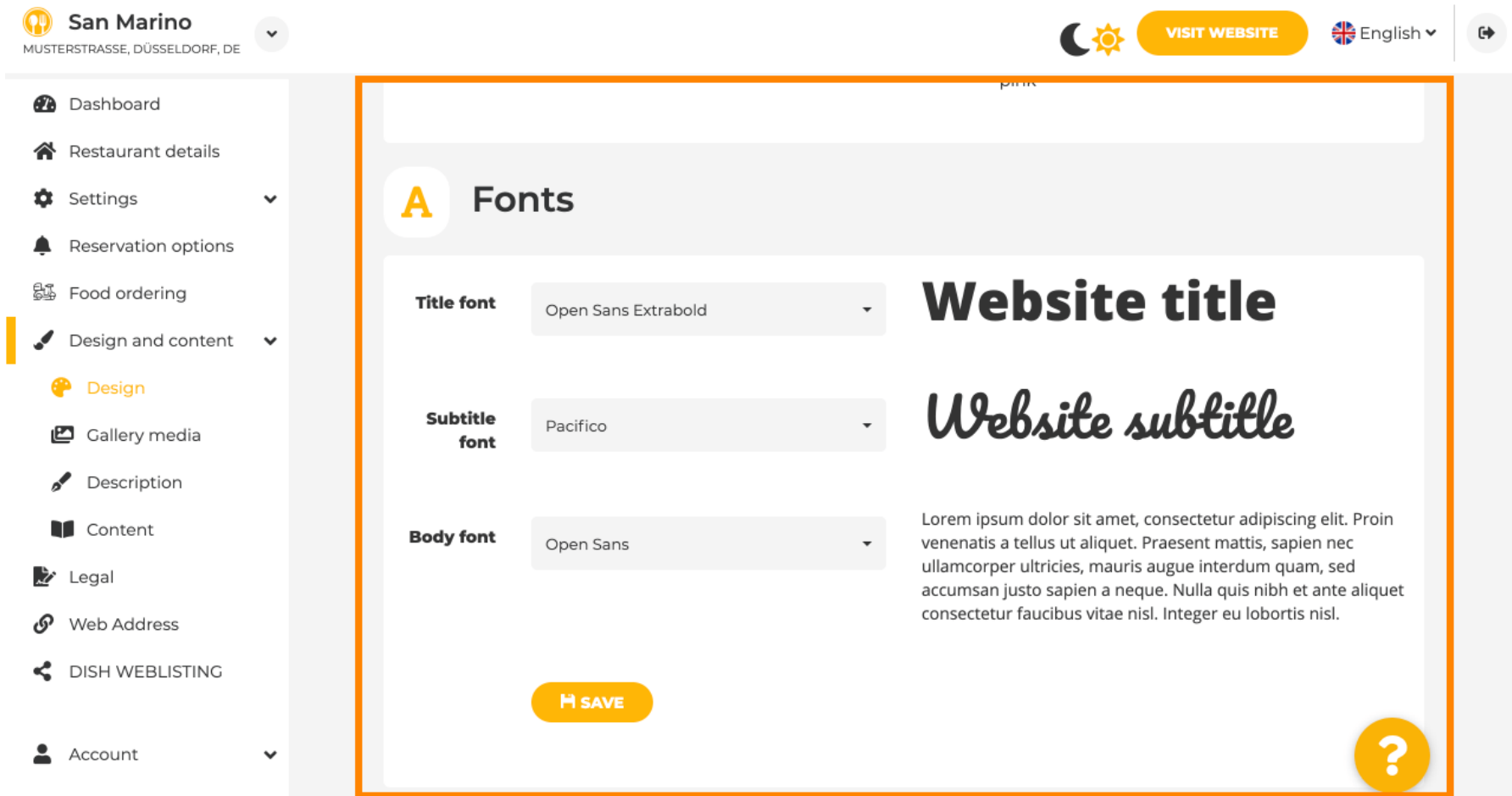
The main content area is titled "Main image & color" and contains the following settings:

- Main image:** A section with a description: "The main image displayed in the head section of your website. Choose an expressive image - it will be the first thing that visitor see on your site." Below this is a yellow "CHANGE IMAGE" button.
- Darkening:** A section with a description: "Depending on the image it might be useful to darken it, so that you can read the headline better." Below this is a slider control ranging from "regular" to "dark".
- Color:** A grid of 16 color swatches, each with a name: Amber, Blue, Blue-Gray, Brown, Cadet Blue, Cherry Red, Cyan, Dark Cream, Deep Orange, Deep Purple, Ginger, Gray, Green, Honey, Indigo, and Juniper.

A yellow circular help icon with a question mark is visible in the bottom right corner of the settings panel.



Ou les **polices** sur le site Web.



San Marino
MUSTERSTRASSE, DÜSSELDORF, DE

VISIT WEBSITE English

- Dashboard
- Restaurant details
- Settings
- Reservation options
- Food ordering
- Design and content**
- Design**
- Gallery media
- Description
- Content
- Legal
- Web Address
- DISH WEBLISTING
- Account

A Fonts

Title font Open Sans Extrabold

Subtitle font Pacifico

Body font Open Sans

Website title

Website subtitle

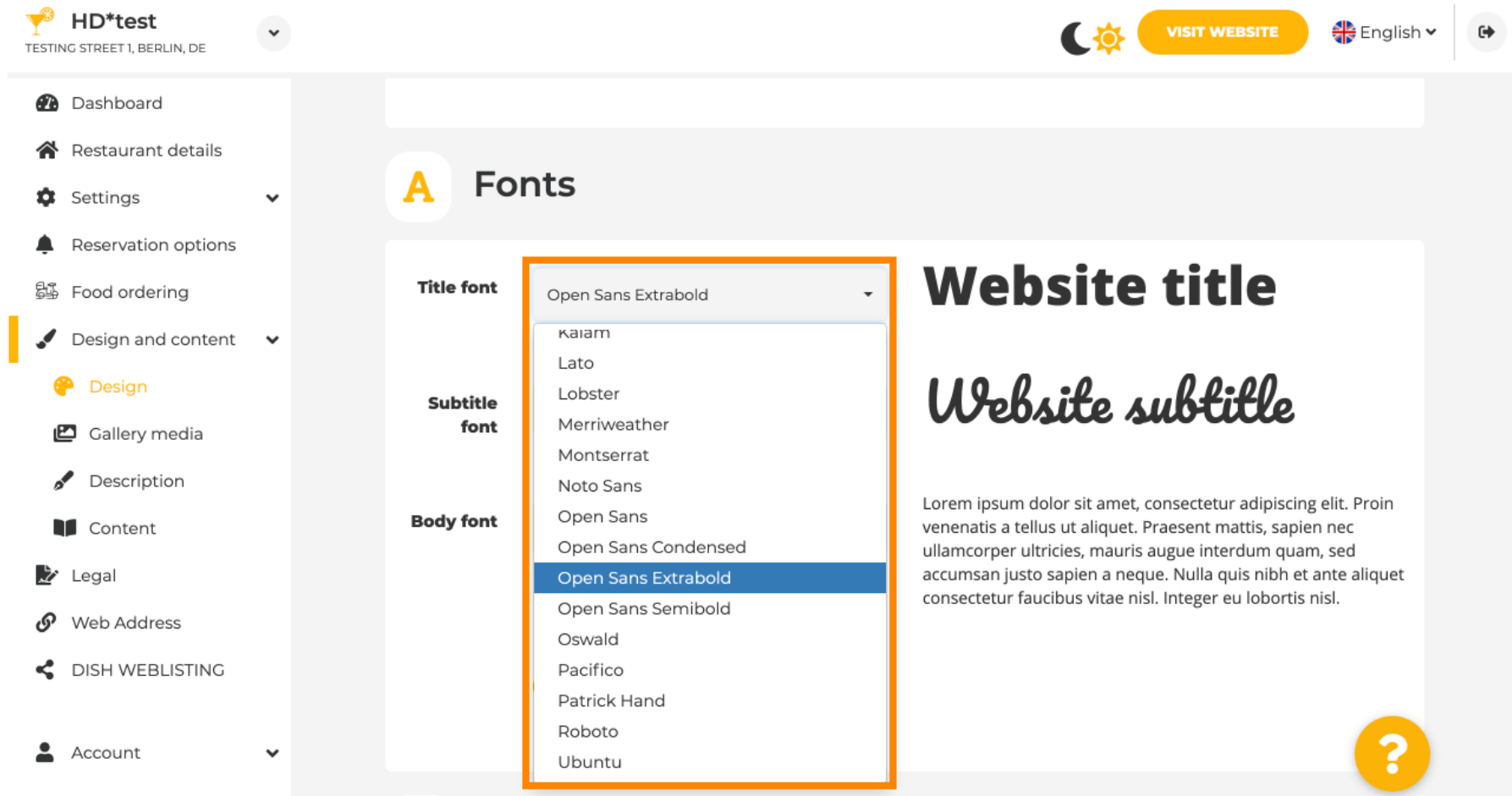
Lorem ipsum dolor sit amet, consectetur adipiscing elit. Proin venenatis a tellus ut aliquet. Praesent mattis, sapien nec ullamcorper ultricies, mauris augue interdum quam, sed accumsan justo sapien a neque. Nulla quis nibh et ante aliquet consectetur faucibus vitae nisl. Integer eu lobortis nisl.

SAVE

?



Pour changer la police du titre cliquez sur le **menu déroulant** et sélectionnez une police. Remarque : La même démarche s'applique à la police des sous-titres et à la police du corps.



The screenshot displays the 'Fonts' configuration page in the DISH Professional admin interface. On the left, a navigation sidebar includes options like 'Dashboard', 'Restaurant details', 'Settings', and 'Design and content'. The 'Design and content' section is expanded, showing 'Design' as the active sub-section. The main content area is titled 'A Fonts' and features three font selection categories: 'Title font', 'Subtitle font', and 'Body font'. The 'Title font' dropdown menu is open, listing various fonts such as 'kaiaam', 'Lato', 'Lobster', 'Merriweather', 'Montserrat', 'Noto Sans', 'Open Sans', 'Open Sans Condensed', 'Open Sans Extrabold' (which is highlighted in blue), 'Open Sans Semibold', 'Oswald', 'Pacifico', 'Patrick Hand', 'Roboto', and 'Ubuntu'. To the right of the font list, a preview area shows the 'Website title' in a bold, sans-serif font and the 'Website subtitle' in a cursive font. Below the preview, there is a placeholder text: 'Lorem ipsum dolor sit amet, consectetur adipiscing elit. Proin venenatis a tellus ut aliquet. Praesent mattis, sapien nec ullamcorper ultricies, mauris augue interdum quam, sed accumsan justo sapien a neque. Nulla quis nibh et ante aliquet consectetur faucibus vitae nisl. Integer eu lobortis nisl.' A yellow circular help icon with a question mark is located in the bottom right corner of the preview area.



En faisant défiler vers le bas le **logo de l'établissement** et **d'autres options de conception** comme l'image de fond et la couleur derrière l'image peuvent être ajustées.

San Marino
MUSTERSTRASSE, DÜSSELDORF, DE

Dashboard
Restaurant details
Settings
Reservation options
Food ordering
Design and content
Design
Gallery media
Description
Content
Legal
Web Address
DISH WEBLISTING
Account

Establishment Logo

Display your logo on your website

Your logo will be displayed on the top left on your website. If you don't upload any logo picture, your establishment name will be used as a logo

Drag your logo here or [BROWSE](#)

SAVE

More design options

Background image

By default, the main background image will be a grey image. Here, you can set another image as a background or set the opacity at 0 and select your customized color.

CHANGE IMAGE

Color behind image

Image opacity (%) 100



Pour changer la couleur derrière l'image, réglez l' **opacité** de l'image sur 0 %.

The screenshot shows the administration interface for 'Tarantella' (METRO STRASSE 1, PARIS, FR). The left sidebar lists various settings categories, with 'Design and content' expanded to show 'Design', 'Gallery media', 'Description', and 'Content'. The main content area is titled 'More design options' and includes a 'Background image' section. This section contains a 'CHANGE IMAGE' button and a 'Color behind image' selector. A slider for 'Image opacity (%)' is highlighted with an orange box and set to 0. A 'SAVE' button is located at the bottom of the section. A dashed box in the top right corner of the main area indicates where to drag a logo. A question mark icon is visible in the bottom right corner of the main content area.

Vous pouvez alors changer la couleur en cliquant sur la **couleur (carré gris)**.

The screenshot shows the administration interface for 'Tarantella' (METRO STRASSE 1, PARIS, FR). The left sidebar lists various settings categories, with 'Design and content' expanded to show 'Design', 'Gallery media', 'Description', 'Content', 'Legal', 'Web Address', 'DISH WEBLISTING', and 'Account'. The main content area is titled 'More design options' and contains two sections:

- Display your logo on your website:** A section with a checkmark icon. It explains that the logo will be displayed on the top left of the website. If no logo is uploaded, the establishment name will be used. A dashed box indicates where to drag the logo, with a 'BROWSE' link. A 'SAVE' button is at the bottom.
- Background image:** A section explaining that the default background is grey. It allows users to change the background image or set the opacity to 0 and select a custom color. A 'CHANGE IMAGE' button is present. To the right, there is a 'Color behind image' section with a grey square icon and an 'Image opacity (%)' slider set to 0. A 'SAVE' button is at the bottom.

Additional UI elements include a 'VISIT WEBSITE' button, a language selector set to 'English', and a help icon (question mark) in the bottom right corner.



Choisissez maintenant la **couleur** désirée . Remarque : Lorsque vous avez terminé, n'oubliez pas d'appliquer les modifications en cliquant sur enregistrer.

The screenshot shows the administration interface for 'Tarantella' (METRO STRASSE 1, PARIS, FR). The left sidebar lists various settings categories, with 'Design and content' expanded to show 'Design', 'Gallery media', 'Description', 'Content', 'Legal', 'Web Address', 'DISH WEBLISTING', and 'Account'. The main content area is titled 'More design options' and includes two sections:

- Display your logo on your website:** A checkbox is checked. Text explains that the logo will be displayed on the top left of the website. A dashed box indicates where to drag the logo, with a 'BROWSE' link. A 'SAVE' button is present.
- Background image:** Text states that the default background is grey, but users can set another image or set the opacity to 0 and select a custom color. A 'CHANGE IMAGE' button is available.

The 'Color behind image' section features a color picker with a gradient bar and three input fields for RGB values (158, 158, 158). Below it, an 'Image opacity (%)' slider is set to 0. A yellow question mark icon is located in the bottom right corner of the design options panel.



Sur la **galerie**, vous pouvez ajouter des images et des vidéos au site Web. Remarque : Les droits d'auteur doivent être pris en compte.

Test Bistro Train..
TRAINING STREET 007, BERLIN, DE

🌙 ⚙️ VISIT WEBSITE 🇬🇧 English 👤

- 🏠 Dashboard
- 🏠 Restaurant details
- ⚙️ Settings
- 🔔 Reservation options
- 🍴 Food ordering
- ✍️ Design and content
- 🎨 Design
- 🖼️ Gallery media**
- 📝 Description
- 📖 Content
- 📄 Legal
- 🌐 Web Address
- 🔗 DISH WEBLISTING
- 👤 Account

🖼️

Gallery




Image upload


Please make sure that your file meets the requirements

- File format (PNG, JPG)
- max. 10MB file size
- min. 600x600 to 6000x6000px

Video upload

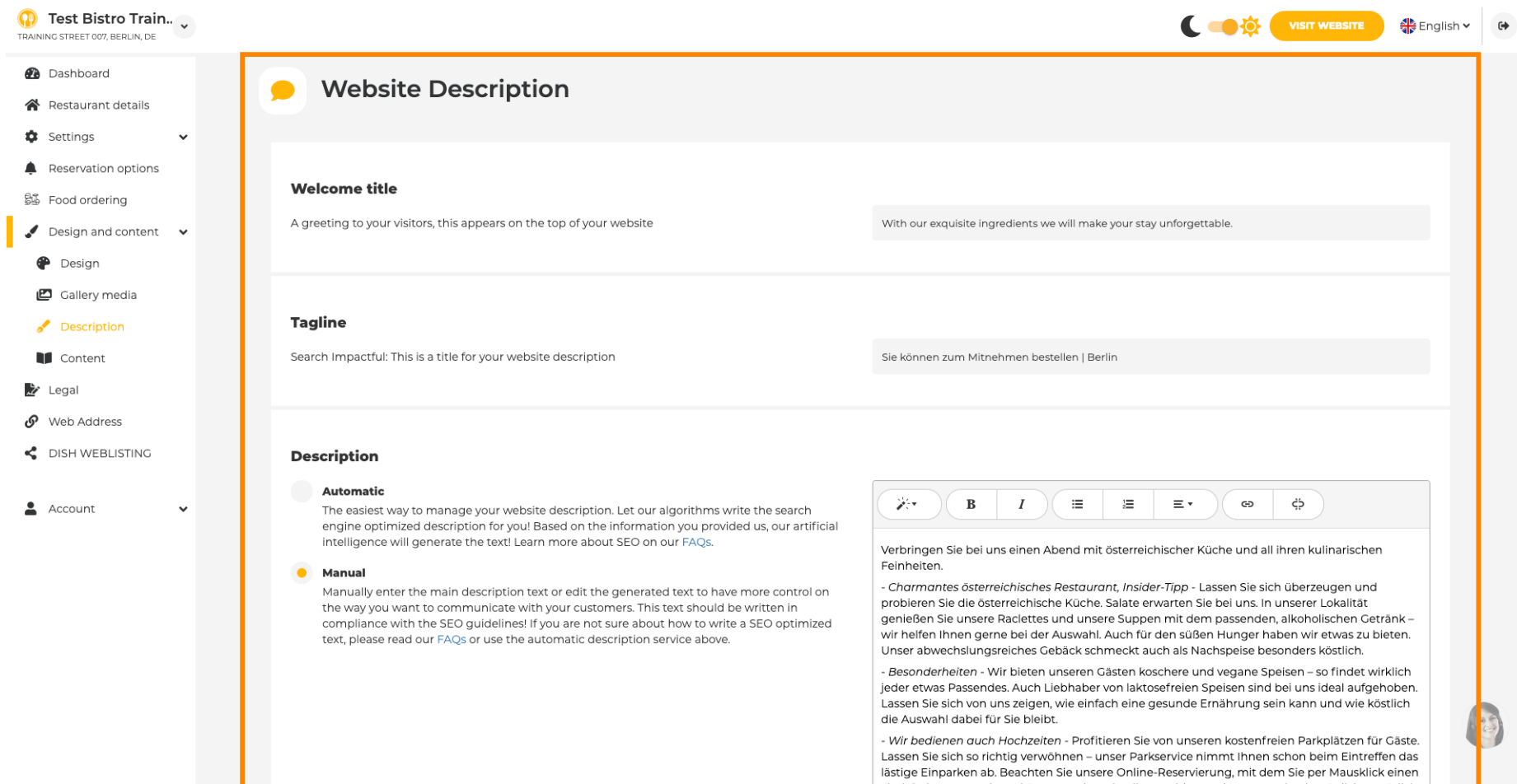
Drag File here
or [BROWSE](#)

Nr.	Media	Description	Delete/Edit/Drag
#1		delicious bowl	🗑️ ✎️ ☰
#2		fantastic spaghetti	🗑️ ✎️ ☰
#3		best pizza in town	🗑️ ✎️ ☰





Sur **la description**, vous pouvez modifier le titre de bienvenue et le slogan. De plus, il existe deux options pour ajouter une description : 1. Générer un **texte automatisé**, qui sera actualisé en fonction des offres et des services. 2. Vous pouvez écrire un texte manuellement comme description.



Test Bistro Train..
TRAINING STREET 007, BERLIN, DE

Dashboard
Restaurant details
Settings
Reservation options
Food ordering
Design and content
Design
Gallery media
Description
Content
Legal
Web Address
DISH WEBLISTING
Account

Website Description

Welcome title
A greeting to your visitors, this appears on the top of your website
With our exquisite ingredients we will make your stay unforgettable.

Tagline
Search Impactful: This is a title for your website description
Sie können zum Mitnehmen bestellen | Berlin

Description

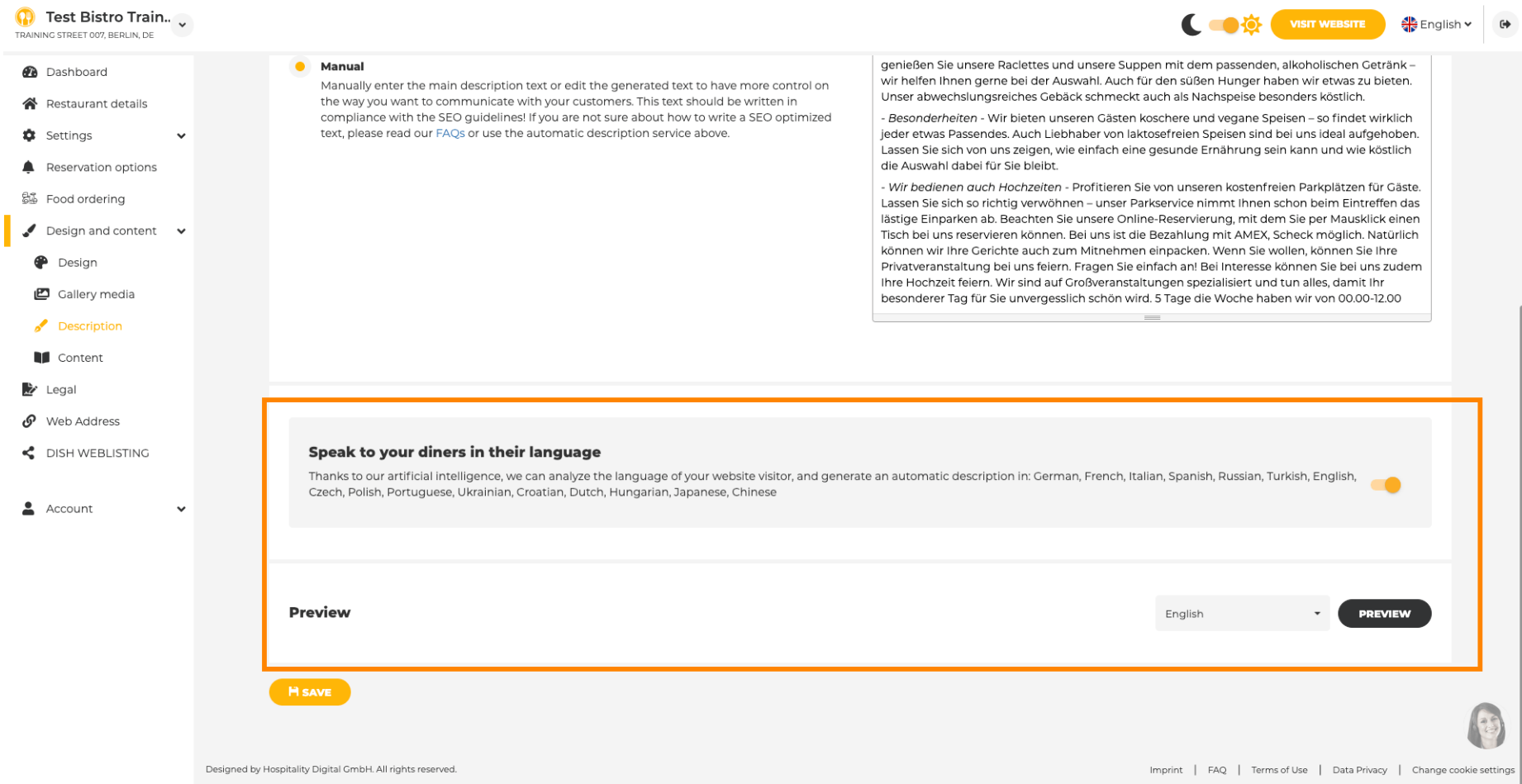
Automatic
The easiest way to manage your website description. Let our algorithms write the search engine optimized description for you! Based on the information you provided us, our artificial intelligence will generate the text! Learn more about SEO on our [FAQs](#).

Manual
Manually enter the main description text or edit the generated text to have more control on the way you want to communicate with your customers. This text should be written in compliance with the SEO guidelines! If you are not sure about how to write a SEO optimized text, please read our [FAQs](#) or use the automatic description service above.

Verbringen Sie bei uns einen Abend mit österreichischer Küche und all ihren kulinarischen Feinheiten.
- *Charmantes österreichisches Restaurant, Insider-Tipp* - Lassen Sie sich überzeugen und probieren Sie die österreichische Küche. Salate erwarten Sie bei uns. In unserer Lokalität genießen Sie unsere Raclettes und unsere Suppen mit dem passenden, alkoholischen Getränk – wir helfen Ihnen gerne bei der Auswahl. Auch für den süßen Hunger haben wir etwas zu bieten. Unser abwechslungsreiches Gebäck schmeckt auch als Nachspeise besonders köstlich.
- *Besonderheiten* - Wir bieten unseren Gästen koschere und vegane Speisen – so findet wirklich jeder etwas Passendes. Auch Liebhaber von laktosefreien Speisen sind bei uns ideal aufgehoben. Lassen Sie sich von uns zeigen, wie einfach eine gesunde Ernährung sein kann und wie köstlich die Auswahl dabei für Sie bleibt.
- *Wir bedienen auch Hochzeiten* - Profitieren Sie von unseren kostenfreien Parkplätzen für Gäste. Lassen Sie sich so richtig verwöhnen – unser Parkservice nimmt Ihnen schon beim Eintreffen das lästige Einparken ab. Beachten Sie unsere Online-Reservierung, mit dem Sie per Mausklick einen Tisch bei uns reservieren können. Bei uns ist die Bezahlung mit AMEX, Schenk möglich. Natürlich



Vous pouvez activer ou désactiver une **fonction de description automatique** qui traduira le site Web dans la langue des visiteurs en analysant.



Test Bistro Train..
TRAINING STREET 007, BERLIN, DE

Dashboard
Restaurant details
Settings
Reservation options
Food ordering
Design and content
Design
Gallery media
Description
Content
Legal
Web Address
DISH WEBLISTING
Account

Manual
Manually enter the main description text or edit the generated text to have more control on the way you want to communicate with your customers. This text should be written in compliance with the SEO guidelines! If you are not sure about how to write a SEO optimized text, please read our [FAQs](#) or use the automatic description service above.

genießen Sie unsere Raclettes und unsere Suppen mit dem passenden, alkoholischen Getränk – wir helfen Ihnen gerne bei der Auswahl. Auch für den süßen Hunger haben wir etwas zu bieten. Unser abwechslungsreiches Gebäck schmeckt auch als Nachspeise besonders köstlich.

- *Besonderheiten* - Wir bieten unseren Gästen koschere und vegane Speisen – so findet wirklich jeder etwas Passendes. Auch Liebhaber von laktosefreien Speisen sind bei uns ideal aufgehoben. Lassen Sie sich von uns zeigen, wie einfach eine gesunde Ernährung sein kann und wie köstlich die Auswahl dabei für Sie bleibt.

- *Wir bedienen auch Hochzeiten* - Profitieren Sie von unseren kostenfreien Parkplätzen für Gäste. Lassen Sie sich so richtig verwöhnen – unser Parkservice nimmt Ihnen schon beim Eintreffen das lästige Einparken ab. Beachten Sie unsere Online-Reservierung, mit dem Sie per Mausclick einen Tisch bei uns reservieren können. Bei uns ist die Bezahlung mit AMEX, Scheck möglich. Natürlich können wir Ihre Gerichte auch zum Mitnehmen einpacken. Wenn Sie wollen, können Sie Ihre Privatveranstaltung bei uns feiern. Fragen Sie einfach an! Bei Interesse können Sie bei uns zudem Ihre Hochzeit feiern. Wir sind auf Großveranstaltungen spezialisiert und tun alles, damit Ihr besonderer Tag für Sie unvergesslich schön wird. 5 Tage die Woche haben wir von 00.00-12.00

Speak to your diners in their language
Thanks to our artificial intelligence, we can analyze the language of your website visitor, and generate an automatic description in: German, French, Italian, Spanish, Russian, Turkish, English, Czech, Polish, Portuguese, Ukrainian, Croatian, Dutch, Hungarian, Japanese, Chinese

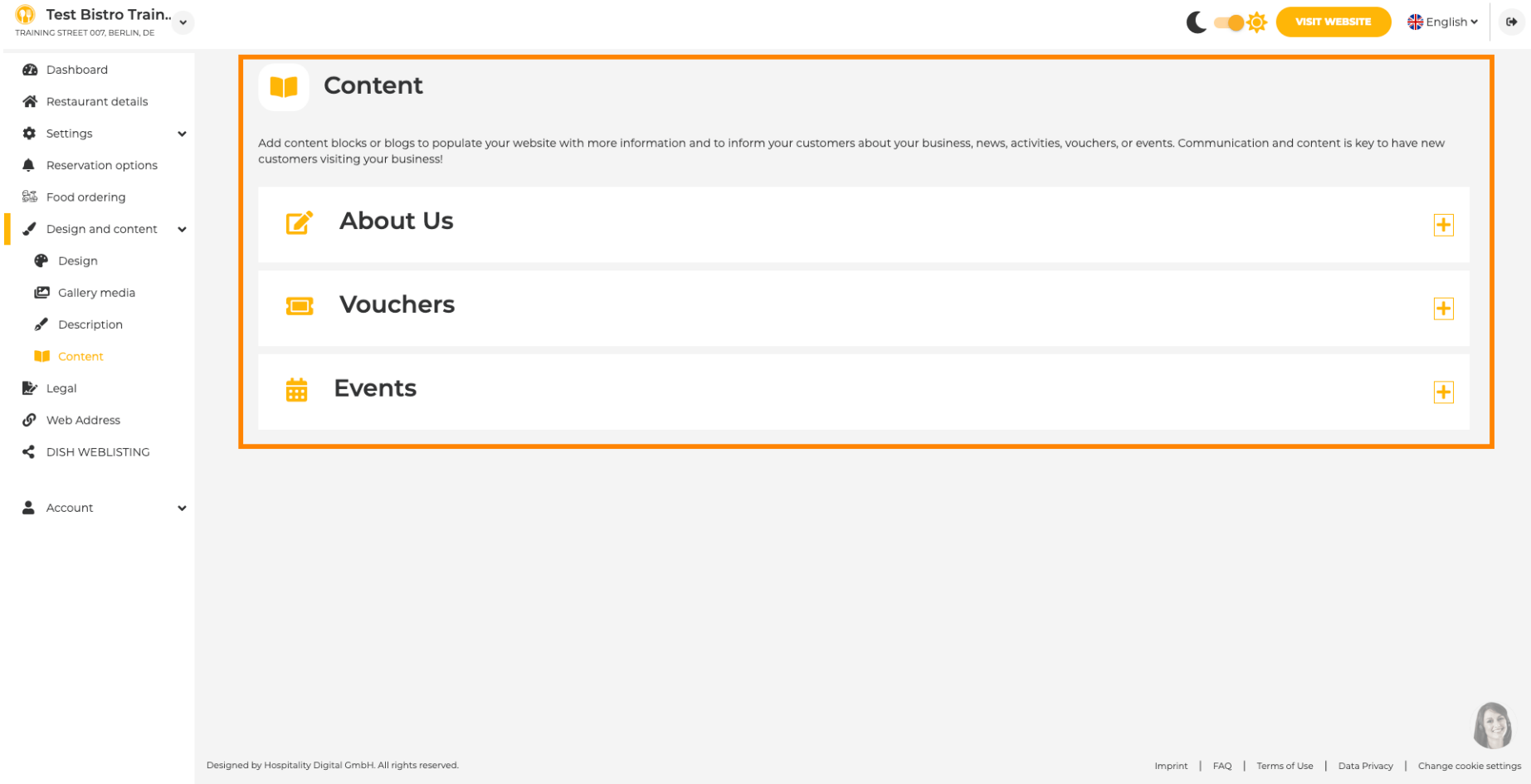
Preview
English **PREVIEW**

SAVE

Designed by Hospitality Digital GmbH. All rights reserved.

Imprint | FAQ | Terms of Use | Data Privacy | Change cookie settings

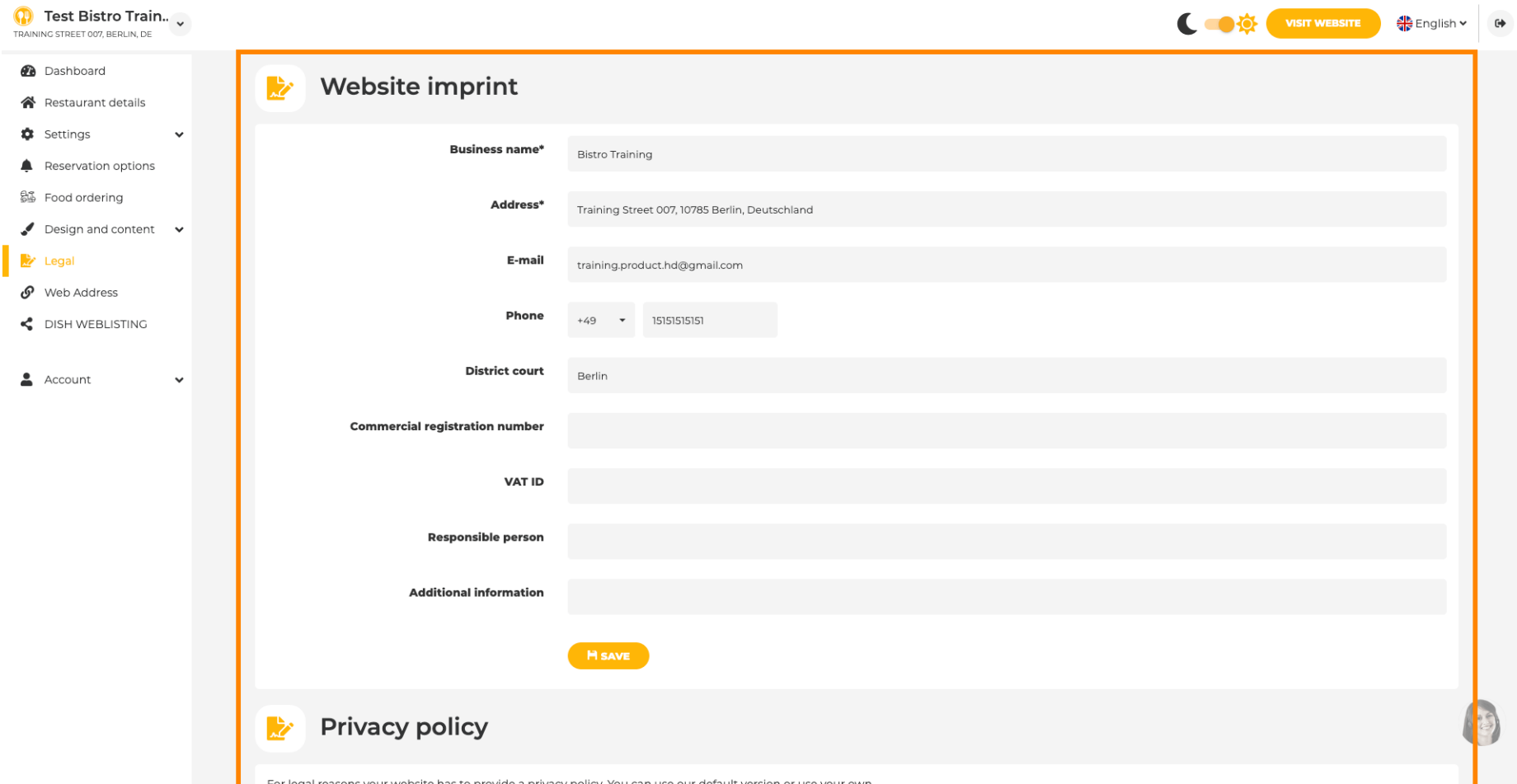
Sur le **contenu**, vous pouvez ajouter du contenu individuel au site Web.



The screenshot displays the administration interface for a restaurant website. The top navigation bar includes the restaurant name 'Test Bistro Train..' and location 'TRAINING STREET 007, BERLIN, DE', along with a 'VISIT WEBSITE' button and a language selector set to 'English'. A sidebar on the left lists various management categories, with 'Design and content' expanded to show 'Content' as the active section. The main content area, highlighted with an orange border, is titled 'Content' and contains a descriptive paragraph: 'Add content blocks or blogs to populate your website with more information and to inform your customers about your business, news, activities, vouchers, or events. Communication and content is key to have new customers visiting your business!'. Below this text are three content blocks: 'About Us', 'Vouchers', and 'Events', each with a plus icon in a square button to its right, indicating that new content can be added to each category. The footer of the dashboard includes a copyright notice 'Designed by Hospitality Digital GmbH. All rights reserved.', a user profile picture, and a row of links for 'Imprint', 'FAQ', 'Terms of Use', 'Data Privacy', and 'Change cookie settings'.



Sur **legal** vous pouvez modifier les mentions légales et ajouter une politique de confidentialité.



The screenshot displays the administration interface for a restaurant named "Test Bistro Train..". The left sidebar contains a navigation menu with the following items: Dashboard, Restaurant details, Settings, Reservation options, Food ordering, Design and content, Legal (highlighted in orange), Web Address, DISH WEBLISTING, and Account. The main content area is titled "Website imprint" and contains several input fields for business information:

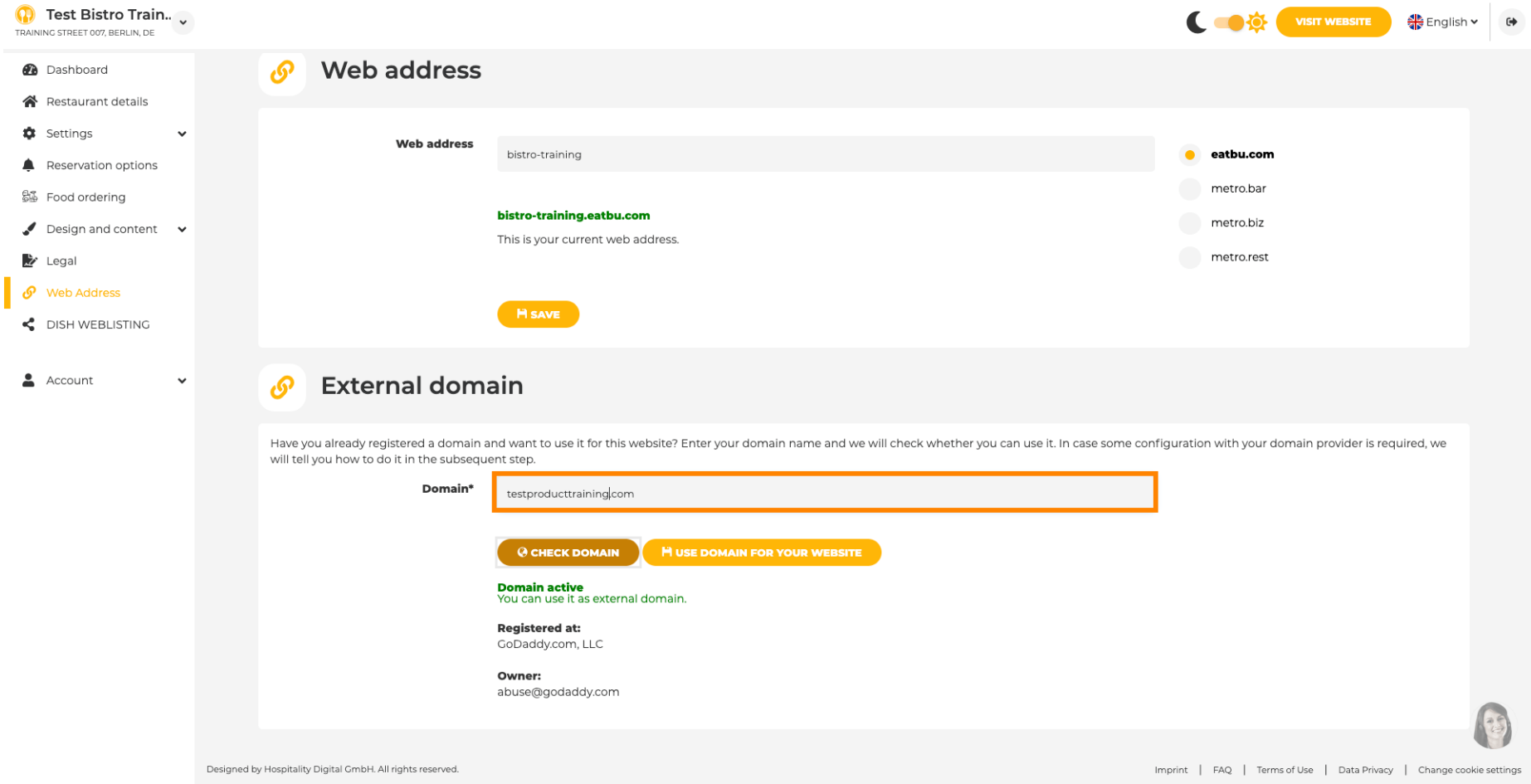
- Business name***: Bistro Training
- Address***: Training Street 007, 10785 Berlin, Deutschland
- E-mail**: training.product.hd@gmail.com
- Phone**: +49 151515151
- District court**: Berlin
- Commercial registration number**: (empty field)
- VAT ID**: (empty field)
- Responsible person**: (empty field)
- Additional information**: (empty field)

At the bottom of the "Website imprint" section is a yellow "SAVE" button. Below this section is the "Privacy policy" section, which includes a small icon and a brief introductory text: "For legal reasons your website has to provide a privacy policy. You can use our default version or use your own." A user profile picture is visible in the bottom right corner of the interface.

Sur **l'adresse Web**, vous pouvez modifier l'URL du site Web.

The screenshot displays the administration interface for a restaurant named "Test Bistro Train.". The left sidebar contains navigation options: Dashboard, Restaurant details, Settings, Reservation options, Food ordering, Design and content, Legal, Web Address (highlighted), DISH WEBLISTING, and Account. The main content area is titled "Web address" and features a text input field with "bistro-training" and a "SAVE" button. Below this, the current web address "bistro-training.eatbu.com" is displayed with the note "This is your current web address." To the right, a list of domain options is shown: eatbu.com (selected), metro.bar, metro.biz, and metro.rest. The "External domain" section below has a text input field with "YourExistingDomain.com" and a "CHECK DOMAIN" button. The footer includes the text "Designed by Hospitality Digital GmbH. All rights reserved." and a list of links: Imprint, FAQ, Terms of Use, Data Privacy, and Change cookie settings.

📌 S'il existe déjà un **domaine** externe détenu, vous pouvez le saisir ici.



The screenshot shows the administration interface for 'Test Bistro Train..' with the following elements:

- Header:** User profile 'Test Bistro Train..' (TRAINING STREET 007, BERLIN, DE), navigation icons (moon, sun, gear), 'VISIT WEBSITE' button, and language selector 'English'.
- Left Sidebar:** Navigation menu including Dashboard, Restaurant details, Settings, Reservation options, Food ordering, Design and content, Legal, **Web Address** (highlighted), DISH WEBLISTING, and Account.
- Web address section:**
 - Input field: bistro-training
 - Current web address: **bistro-training.eatbu.com** (This is your current web address.)
 - SAVE button
 - Domain selection list: eatbu.com (selected), metro.bar, metro.biz, metro.rest.
- External domain section:**
 - Text: 'Have you already registered a domain and want to use it for this website? Enter your domain name and we will check whether you can use it. In case some configuration with your domain provider is required, we will tell you how to do it in the subsequent step.'
 - Input field: Domain* testproducttraining.com
 - CHECK DOMAIN button
 - USE DOMAIN FOR YOUR WEBSITE button
 - Status: **Domain active** (You can use it as external domain.)
 - Registered at: CoDaddy.com, LLC
 - Owner: abuse@godaddy.com
- Footer:** 'Designed by Hospitality Digital GmbH. All rights reserved.' and links for Imprint, FAQ, Terms of Use, Data Privacy, and Change cookie settings.

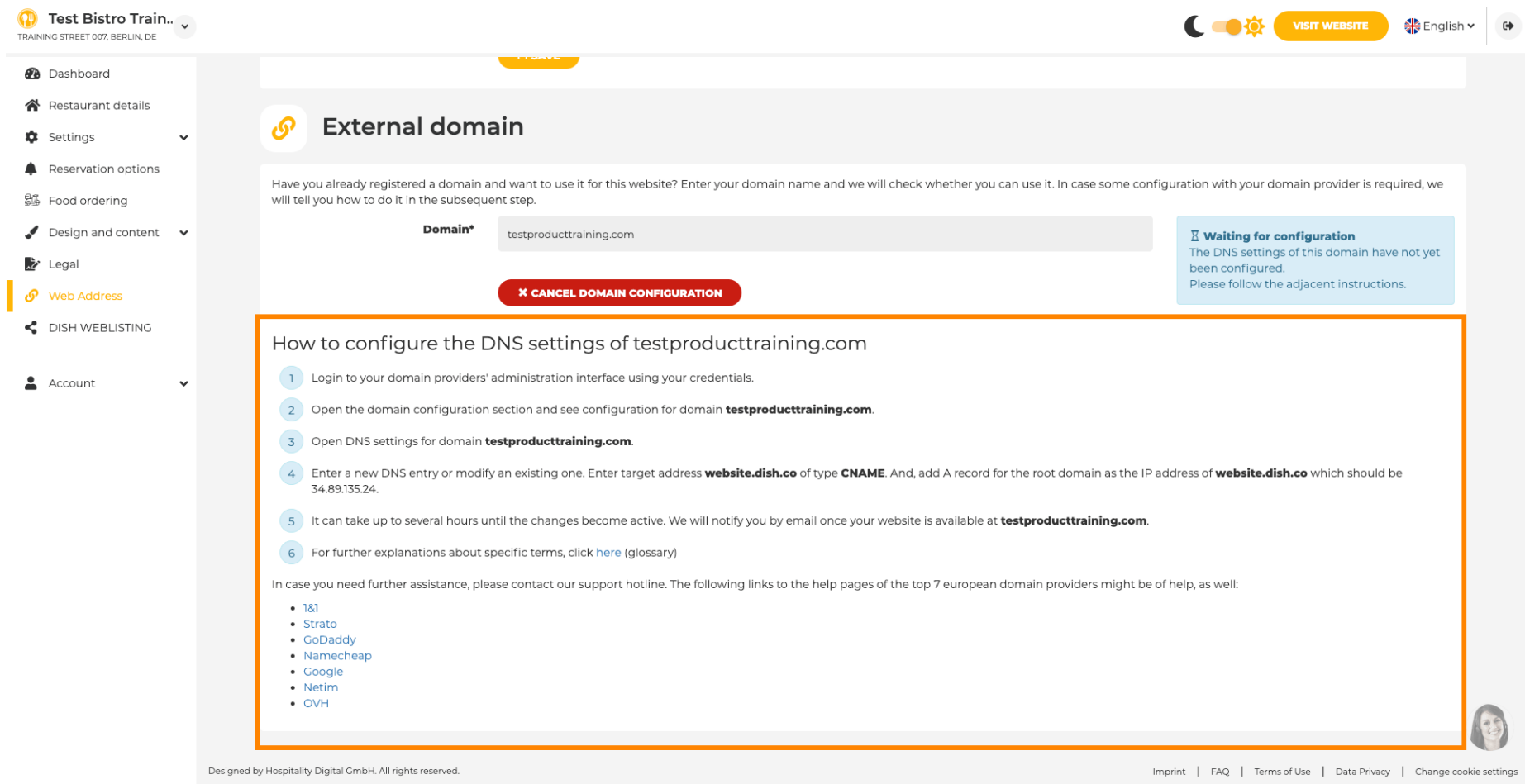


Le domaine saisi est automatiquement vérifié par le système. Cliquez sur **utiliser le domaine pour votre site Web**.

The screenshot displays the administration interface for a restaurant website. The top navigation bar includes the restaurant name 'Test Bistro Train.', location 'TRAINING STREET 007, BERLIN, DE', a 'VISIT WEBSITE' button, and a language selector set to 'English'. A sidebar on the left lists various settings categories, with 'Web Address' highlighted in orange. The main content area is divided into two sections: 'Web address' and 'External domain'. In the 'Web address' section, the input field contains 'bistro-training', and the system has automatically selected 'eatbu.com' as the domain. A 'SAVE' button is visible below the input. The 'External domain' section contains a text box with 'testproducttraining.com' and two buttons: 'CHECK DOMAIN' and 'USE DOMAIN FOR YOUR WEBSITE', with the latter highlighted in orange. Below these buttons, the system indicates 'Domain active' and provides fields for 'Registered at:' and 'Owner:'. The footer contains copyright information and links for 'Imprint', 'FAQ', 'Terms of Use', 'Data Privacy', and 'Change cookie settings'.



Lorsque vous faites défiler vers le bas, vous obtiendrez de plus amples informations sur la configuration du **domaine** externe . Le créateur de site Web attend maintenant de recevoir la confirmation du fournisseur externe.



Test Bistro Train..
TRAINING STREET 007, BERLIN, DE

Dashboard
Restaurant details
Settings
Reservation options
Food ordering
Design and content
Legal
Web Address
DISH WEBLISTING
Account

External domain

Have you already registered a domain and want to use it for this website? Enter your domain name and we will check whether you can use it. In case some configuration with your domain provider is required, we will tell you how to do it in the subsequent step.

Domain* testproducttraining.com

X CANCEL DOMAIN CONFIGURATION

Waiting for configuration
The DNS settings of this domain have not yet been configured.
Please follow the adjacent instructions.

How to configure the DNS settings of testproducttraining.com

- 1 Login to your domain providers' administration interface using your credentials.
- 2 Open the domain configuration section and see configuration for domain **testproducttraining.com**.
- 3 Open DNS settings for domain **testproducttraining.com**.
- 4 Enter a new DNS entry or modify an existing one. Enter target address **website.dish.co** of type **CNAME**. And, add A record for the root domain as the IP address of **website.dish.co** which should be 34.89.135.24.
- 5 It can take up to several hours until the changes become active. We will notify you by email once your website is available at **testproducttraining.com**.
- 6 For further explanations about specific terms, click [here](#) (glossary)

In case you need further assistance, please contact our support hotline. The following links to the help pages of the top 7 european domain providers might be of help, as well:

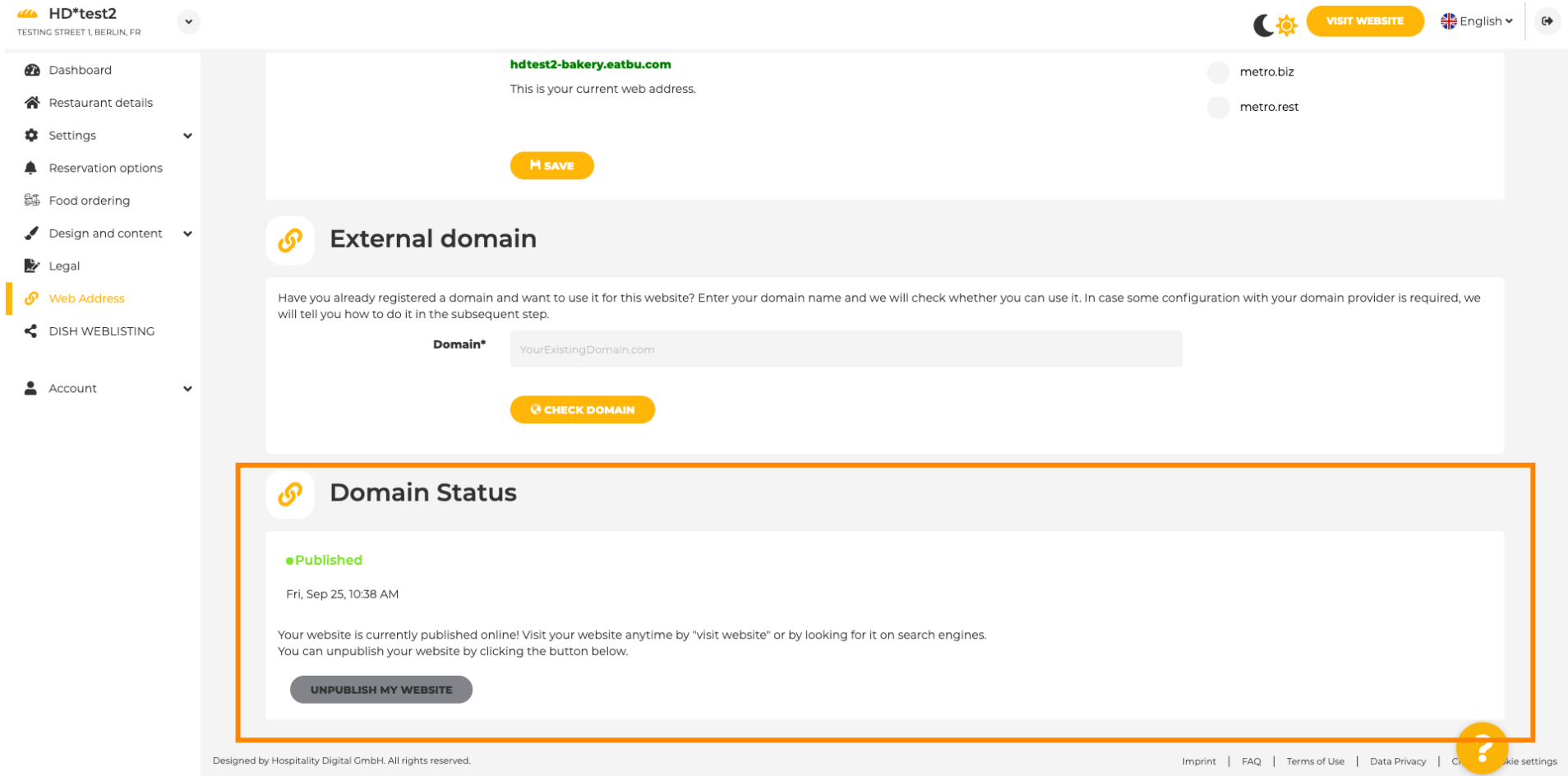
- 1&1
- Strato
- GoDaddy
- Namecheap
- Google
- Netim
- OVH

Designed by Hospitality Digital GmbH. All rights reserved.

Imprint | FAQ | Terms of Use | Data Privacy | Change cookie settings



Sous le statut de domaine, vous avez toujours la possibilité de dépublier votre site Web DISH et pouvez voir depuis quand votre site Web est publié.



The screenshot displays the administration interface for a website. On the left is a navigation menu with items like Dashboard, Restaurant details, Settings, and Web Address. The main content area is divided into sections:

- Current web address:** Shows `hdtest2-bakery.eatbu.com` with a **SAVE** button.
- External domain:** A section for adding a custom domain with a **CHECK DOMAIN** button.
- Domain Status:** A section highlighted with an orange border, showing the status as **Published** on `Fri, Sep 25, 10:38 AM`. It includes a message: "Your website is currently published online! Visit your website anytime by 'visit website' or by looking for it on search engines. You can unpublish your website by clicking the button below." and an **UNPUBLISH MY WEBSITE** button.

At the bottom right, there is a **Cookie settings** icon (a question mark in a circle).



Pour annuler la publication de votre site Web DISH, cliquez sur annuler la publication de **mon site Web**.

The screenshot shows the administration interface for a restaurant website. The top navigation bar includes the restaurant name 'HD*test2', location 'TESTING STREET 1, BERLIN, FR', a 'VISIT WEBSITE' button, and a language selector set to 'English'. A sidebar on the left contains menu items: Dashboard, Restaurant details, Settings, Reservation options, Food ordering, Design and content, Legal, Web Address (highlighted), DISH WEBLISTING, and Account.

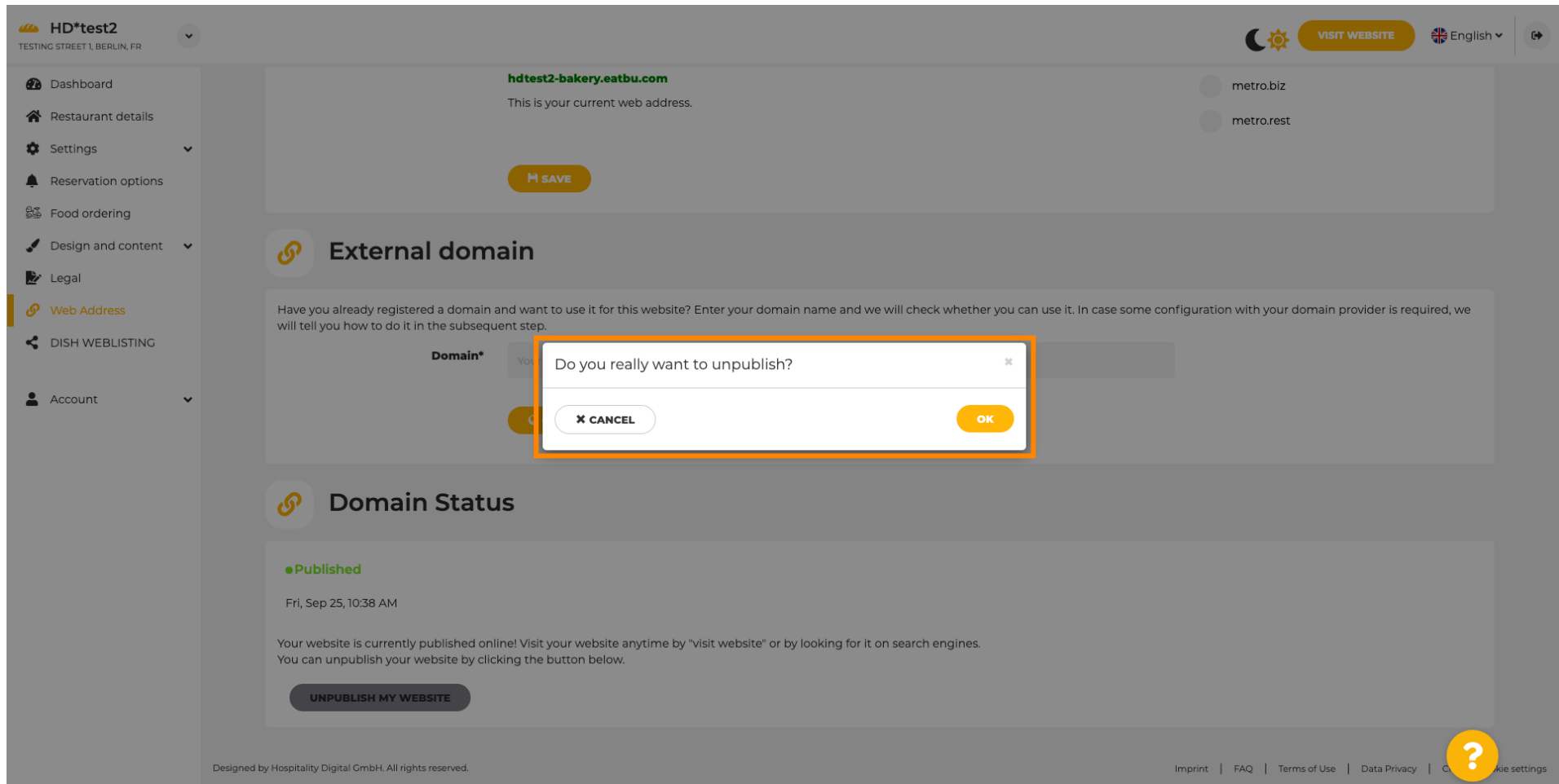
The main content area is divided into sections:

- Current web address:** Displays 'hdtest2-bakery.eatbu.com' with a 'SAVE' button.
- External domain:** A section with a link icon and the text: 'Have you already registered a domain and want to use it for this website? Enter your domain name and we will check whether you can use it. In case some configuration with your domain provider is required, we will tell you how to do it in the subsequent step.' It features a 'Domain*' input field with the placeholder 'YourExistingDomain.com' and a 'CHECK DOMAIN' button.
- Domain Status:** Shows a green dot and the word 'Published'. Below it, the date 'Fri, Sep 25, 10:38 AM' is displayed. The text reads: 'Your website is currently published online! Visit your website anytime by "visit website" or by looking for it on search engines. You can unpublish your website by clicking the button below.' A button labeled 'UNPUBLISH MY WEBSITE' is highlighted with a red rectangle.

At the bottom of the page, there is a footer with the text 'Designed by Hospitality Digital GmbH. All rights reserved.' and a navigation menu with links for 'Imprint', 'FAQ', 'Terms of Use', 'Data Privacy', and 'Cookie settings'. A question mark icon is also present in the bottom right corner.



Et confirmez le processus en cliquant sur **ok**.



The screenshot displays the administration interface for a website. The left sidebar contains navigation options: Dashboard, Restaurant details, Settings, Reservation options, Food ordering, Design and content, Legal, Web Address (highlighted), DISH WEBLISTING, and Account. The main content area shows the current web address as **hdtest2-bakery.eatbu.com** with a **SAVE** button. Below this is the **External domain** section, which includes a text input field and a **SAVE** button. A confirmation dialog box is overlaid on the page, asking "Do you really want to unpublish?" with **CANCEL** and **OK** buttons. The **Domain Status** section shows the website is **Published** as of **Fri, Sep 25, 10:38 AM**, with an **UNPUBLISH MY WEBSITE** button. The footer contains copyright information and a help icon.

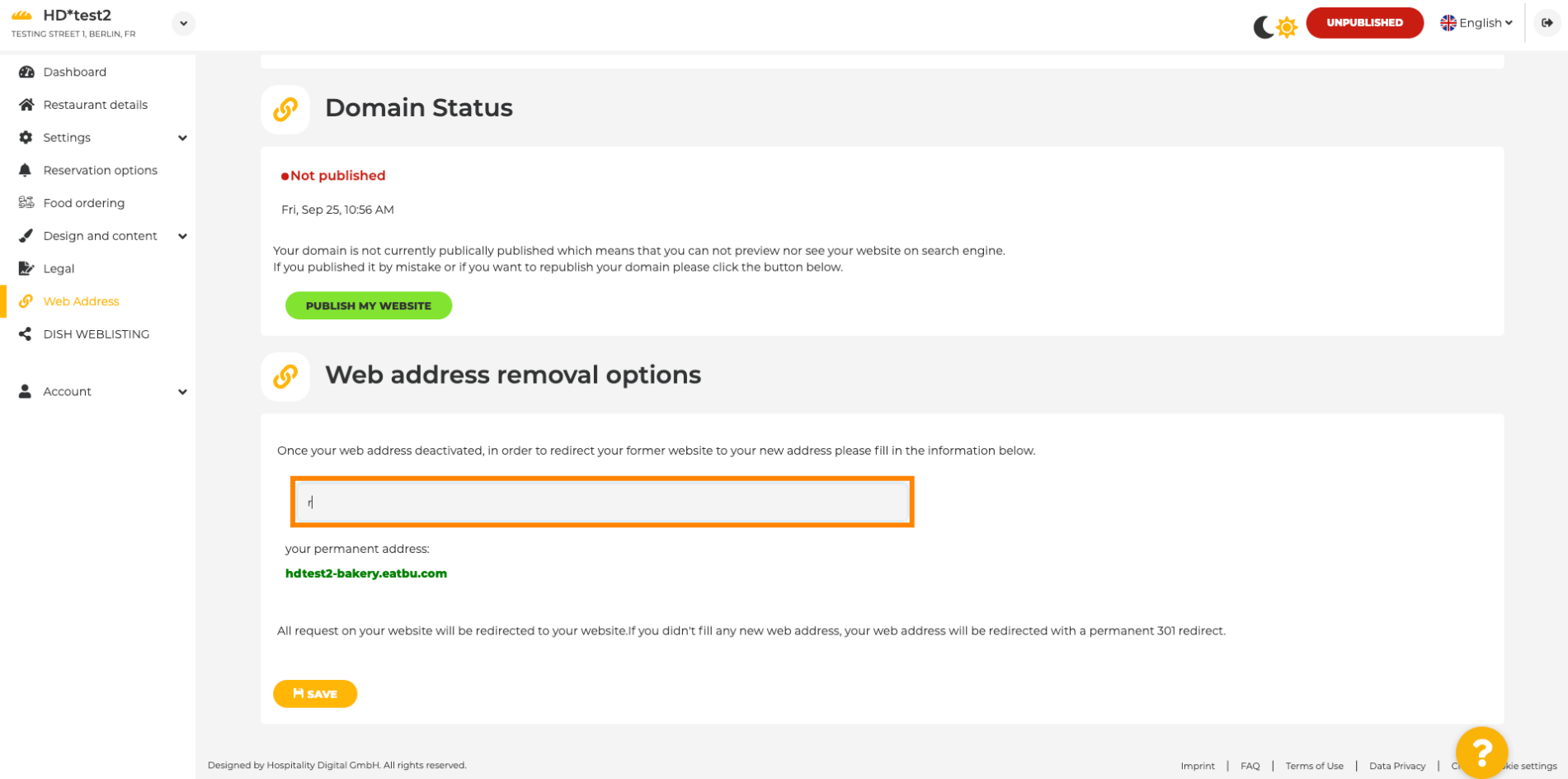


Le statut de votre site Web a changé. Il n'est **plus publié**.

The screenshot shows the administration interface for a website. At the top left, the user is logged in as 'HD*test2' with the address 'TESTING STREET 1, BERLIN, FR'. The top right shows a dark mode icon, a red 'UNPUBLISHED' status indicator, and a language dropdown set to 'English'. The left sidebar contains navigation options: Dashboard, Restaurant details, Settings, Reservation options, Food ordering, Design and content, Legal, Web Address (highlighted), DISH WEBLISTING, and Account. The main content area has two sections: 'Domain Status' and 'Web address removal options'. The 'Domain Status' section shows a red dot and the text 'Not published' with a timestamp 'Fri, Sep 25, 11:01 AM'. Below this is a green 'PUBLISH MY WEBSITE' button. The 'Web address removal options' section contains a text box for a new address, a label 'your permanent address:' with the value 'hdtest2-bakery.eatbu.com', and a 'SAVE' button. A footer at the bottom right includes a help icon and links for Imprint, FAQ, Terms of Use, Data Privacy, and Cookie settings.



Lorsque votre site Web n'est pas publié, il ne sera accessible à personne en ligne. Il est donc avantageux de rediriger les visiteurs vers un autre site Web. Tapez maintenant l' **URL** du site Web vers lequel les visiteurs doivent être redirigés.



The screenshot shows the administration interface for a website named 'HD*test2'. The top navigation bar includes a 'UNPUBLISHED' status indicator and a language selector set to 'English'. The left sidebar contains various menu items, with 'Web Address' highlighted in orange. The main content area is divided into two sections:

- Domain Status:** This section features a red 'Not published' status message with a timestamp of 'Fri, Sep 25, 10:56 AM'. Below the message, it states: 'Your domain is not currently publicly published which means that you can not preview nor see your website on search engine. If you published it by mistake or if you want to republish your domain please click the button below.' A green 'PUBLISH MY WEBSITE' button is prominently displayed.
- Web address removal options:** This section provides instructions: 'Once your web address deactivated, in order to redirect your former website to your new address please fill in the information below.' It contains a text input field with a placeholder 'd', which is highlighted with an orange border. Below the field, it asks for the 'your permanent address:' and shows 'hdtest2-bakery.eatbu.com' as an example. A note at the bottom states: 'All request on your website will be redirected to your website. If you didn't fill any new web address, your web address will be redirected with a permanent 301 redirect.' A yellow 'SAVE' button is located at the bottom of this section.

The footer of the dashboard includes the text 'Designed by Hospitality Digital GmbH. All rights reserved.' and a series of links: 'Imprint | FAQ | Terms of Use | Data Privacy | Cookie settings', with a question mark icon next to the last link.

Cliquez sur **enregistrer** pour appliquer les modifications.

The screenshot displays the administration interface for a restaurant named 'HD*test2' located at 'TESTING STREET 1, BERLIN, FR'. The interface includes a sidebar with navigation options: Dashboard, Restaurant details, Settings, Reservation options, Food ordering, Design and content, Legal, Web Address (highlighted), DISH WEBLISTING, and Account. The main content area is divided into two sections:

- Domain Status:** Shows a status of 'Not published' with a timestamp of 'Fri, Sep 25, 10:56 AM'. A message states: 'Your domain is not currently publically published which means that you can not preview nor see your website on search engine. If you published it by mistake or if you want to republish your domain please click the button below.' A green button labeled 'PUBLISH MY WEBSITE' is visible.
- Web address removal options:** Contains instructions: 'Once your web address deactivated, in order to redirect your former website to your new address please fill in the information below.' A text input field contains 'redirect-my-website-here.com'. Below it, it asks for the 'your permanent address:' and shows 'hdtest2-bakery.eatbu.com'. A note states: 'All request on your website will be redirected to your website.If you didn't fill any new web address, your web address will be redirected with a permanent 301 redirect.' A yellow button labeled 'SAVE' is highlighted with a red box.

At the bottom of the page, there is a footer with the text 'Designed by Hospitality Digital GmbH. All rights reserved.' and a navigation menu with links for 'Imprint', 'FAQ', 'Terms of Use', 'Data Privacy', and 'Cookie settings'. A help icon (question mark) is also present in the bottom right corner.



Si vous ne souhaitez plus que votre site Web DISH ne soit pas publié, cliquez sur **Publier mon site Web**.

The screenshot displays the administration interface for a restaurant named "HD*test2" located at "TESTING STREET 1, BERLIN, FR". The interface is in English and shows a status of "UNPUBLISHED".

Domain Status

● **Not published**
Fri, Sep 25, 10:56 AM

Your domain is not currently publically published which means that you can not preview nor see your website on search engine. If you published it by mistake or if you want to republish your domain please click the button below.

PUBLISH MY WEBSITE

Web address removal options

Once your web address deactivated, in order to redirect your former website to your new address please fill in the information below.

your permanent address:
hdtest2-bakery.eatbu.com

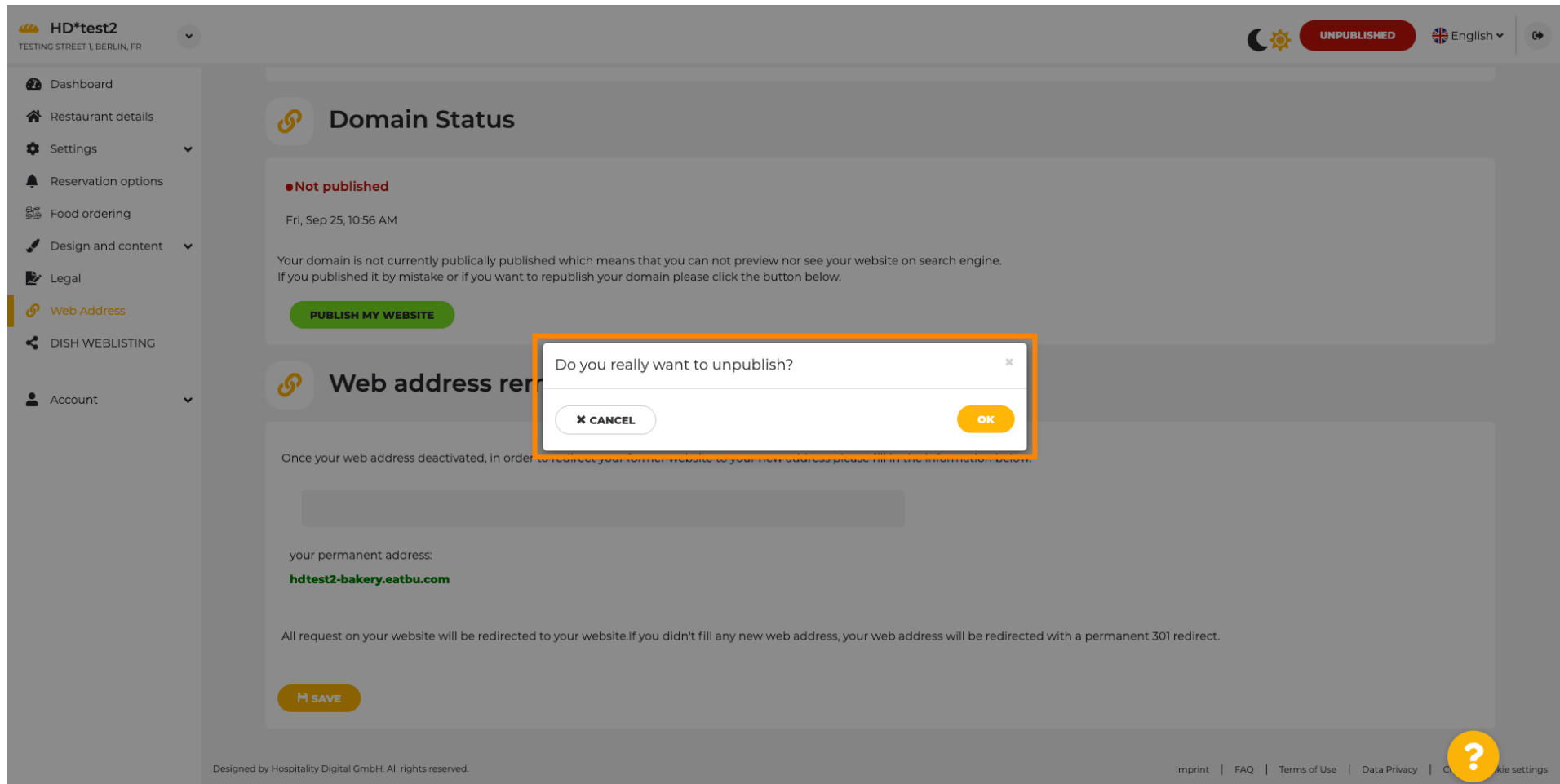
All request on your website will be redirected to your website. If you didn't fill any new web address, your web address will be redirected with a permanent 301 redirect.

SAVE

Designed by Hospitality Digital GmbH. All rights reserved. | Imprint | FAQ | Terms of Use | Data Privacy | Cookie settings



Et confirmez le processus en cliquant sur **ok**.



The screenshot displays the administration interface for a restaurant website. The top navigation bar includes the restaurant name 'HD*test2', location 'TESTING STREET 1, BERLIN, FR', a moon icon, a red 'UNPUBLISHED' status indicator, and a language dropdown set to 'English'. The left sidebar lists various settings categories, with 'Web Address' highlighted. The main content area is titled 'Domain Status' and shows a 'Not published' status with a timestamp 'Fri, Sep 25, 10:56 AM'. A green 'PUBLISH MY WEBSITE' button is visible. Below this, the 'Web address redirection' section is partially visible, showing a 'SAVE' button. A white modal dialog box is centered on the screen, containing the text 'Do you really want to unpublish?' and two buttons: 'CANCEL' and 'OK'. The 'OK' button is highlighted with an orange border, corresponding to the instruction in the text above.



Le statut de votre site Web a changé. Il est maintenant **publié**. Remarque : Votre site Web ne sera plus redirigé.

The screenshot shows the DISH Professional administration interface for a restaurant named 'HD*test2'. The left sidebar contains navigation options: Dashboard, Restaurant details, Settings, Reservation options, Food ordering, Design and content, Legal, Web Address (highlighted), DISH WEBLISTING, and Account. The main content area is divided into several sections:

- Current web address:** Displays 'hdtest2-bakery.eatbu.com' with a 'SAVE' button.
- External domain:** A section for adding external domains with a 'CHECK DOMAIN' button.
- Domain Status:** Shows the website is 'Published' with a timestamp 'Fri, Sep 25, 10:58 AM'. A 'UNPUBLISH MY WEBSITE' button is visible below.

At the top right, there are options for 'VISIT WEBSITE', language selection (English), and a user profile icon. The footer contains copyright information and links for Imprint, FAQ, Terms of Use, Data Privacy, and Cookie settings.



Sur **DISH Weblisting** , vous pouvez passer au service HD Weblisting. DISH Weblisting connecte le site Web à un compte Google My Business nouveau ou existant.

Test Bistro Train.. ▼
TRAINING STREET 007, BERLIN, DE

- Dashboard
- Restaurant details
- Settings ▼
- Reservation options
- Food ordering
- Design and content ▼
- Legal
- Web Address
- DISH WEBLISTING**
- Account ▼

VISIT WEBSITE
English ▼

Dish Web Listing

Manage your Business Listing on Google. All in one place. Introduction the Dish Web Listing service.

Managing your business listing is no longer part of your DISH WEBSITE dashboard. Don't worry: we made sure it got a great new home on Dish Web Listing.

No further action from you is required at this point. All data can be found at the new HD service Dish Web Listing.

Click the button below to be redirected to your Dish Web Listing account. From there, you can create, view, manage or delete your Google listing profile.

GO TO DISH WEB LISTING


By clicking this button you will be redirected to our Dish Service Dish Web Listing





Designed by Hospitality Digital GmbH. All rights reserved.













- [Imprint](#)
- [FAQ](#)
- [Terms of Use](#)
- [Data Privacy](#)
- [Change cookie settings](#)



Sur **vos données**, vous pouvez modifier, exporter et supprimer les informations personnelles qui sont enregistrées.


Test Bistro Train..
TRAINING STREET 007, BERLIN, DE



VISIT WEBSITE
English



-  Dashboard
-  Restaurant details
-  Settings
-  Reservation options
-  Food ordering
-  Design and content
-  Legal
-  Web Address
-  DISH WEBLISTING
-  Account
-  Your data
-  Profile

Your data

We take the safety of your personal data seriously and it is important to us to give you full transparency. In this section you will find information on what personal data is being stored, what we need it for and how we secure it. If your question is not answered in the following descriptions, you will find instructions for self-service below as well.


We take the protection of our Users' personal data seriously. The following Privacy Policy is therefore intended to inform you about the processing of your personal data in accordance with Regulation (EU) 2016/679 ("GDPR"). In particular, we explain which personal data we collect, for what purposes we process these personal data, which technologies we use, to whom we transfer personal data and what rights you are entitled to under the GDPR.

- 1. General Information** +
- A. Processing of Personal Data on our Website**
- 2. Automated Processing of Personal Data when Accessing our Website** +
- 3. Cookies** +
- B. Processing of Personal Data when Registering for and when Using our Services**
- 4. Registration for the Services** +
- 5. Use of the Services** +
- 6. Customer Analysis and Marketing** +
- C. Further Information Regarding the Processing**
- 7. Joint Contollership** +
- 8. Contact** +
- 9. Transfer of Personal Data to Third Parties** +
- 10. Deletion of Personal Data** +
- 11. Data Security** +
- 12. Your Rights** +

Change existing personal data

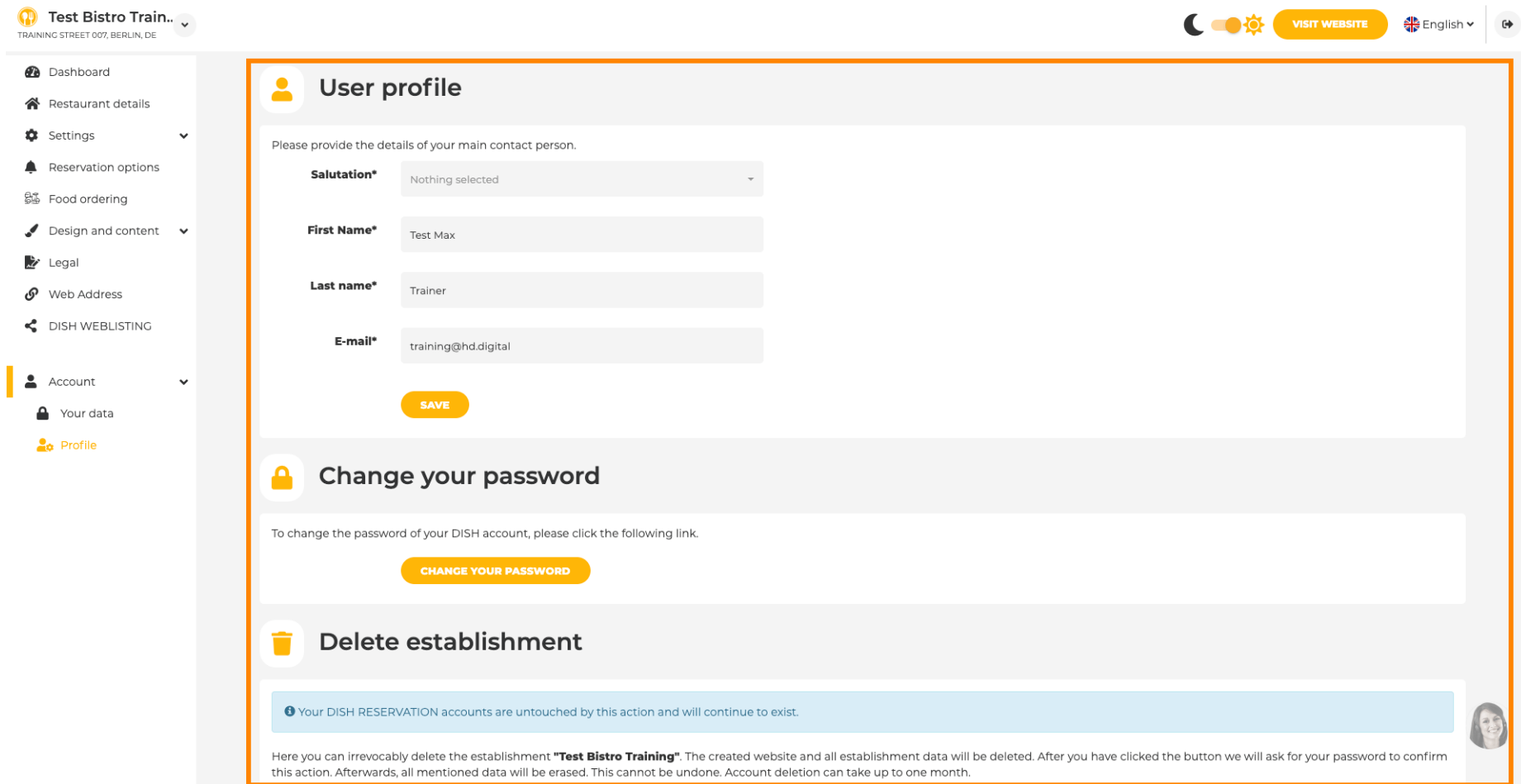
You can change your personal data in the following sections:

- [Restaurant details](#)





Sur le **profil**, vous pouvez modifier le profil de l'utilisateur, le mot de passe ou supprimer le compte/l'établissement.



The screenshot displays the administration interface for 'Test Bistro Training'. The top navigation bar includes the restaurant name, location, a 'VISIT WEBSITE' button, and language settings. A sidebar on the left lists various management options, with 'Profile' highlighted. The main content area is divided into three sections:

- User profile:** A form for updating contact details. Fields include Salutation (Nothing selected), First Name (Test Max), Last name (Trainer), and E-mail (training@hd.digital). A 'SAVE' button is located below the form.
- Change your password:** A section with a lock icon and a 'CHANGE YOUR PASSWORD' button. A message indicates that users should click a link to change their password.
- Delete establishment:** A section with a trash icon. A light blue warning box states: 'Your DISH RESERVATION accounts are untouched by this action and will continue to exist.' Below this, a message explains that deleting the establishment 'Test Bistro Training' will erase website and establishment data, and that account deletion may take up to one month.