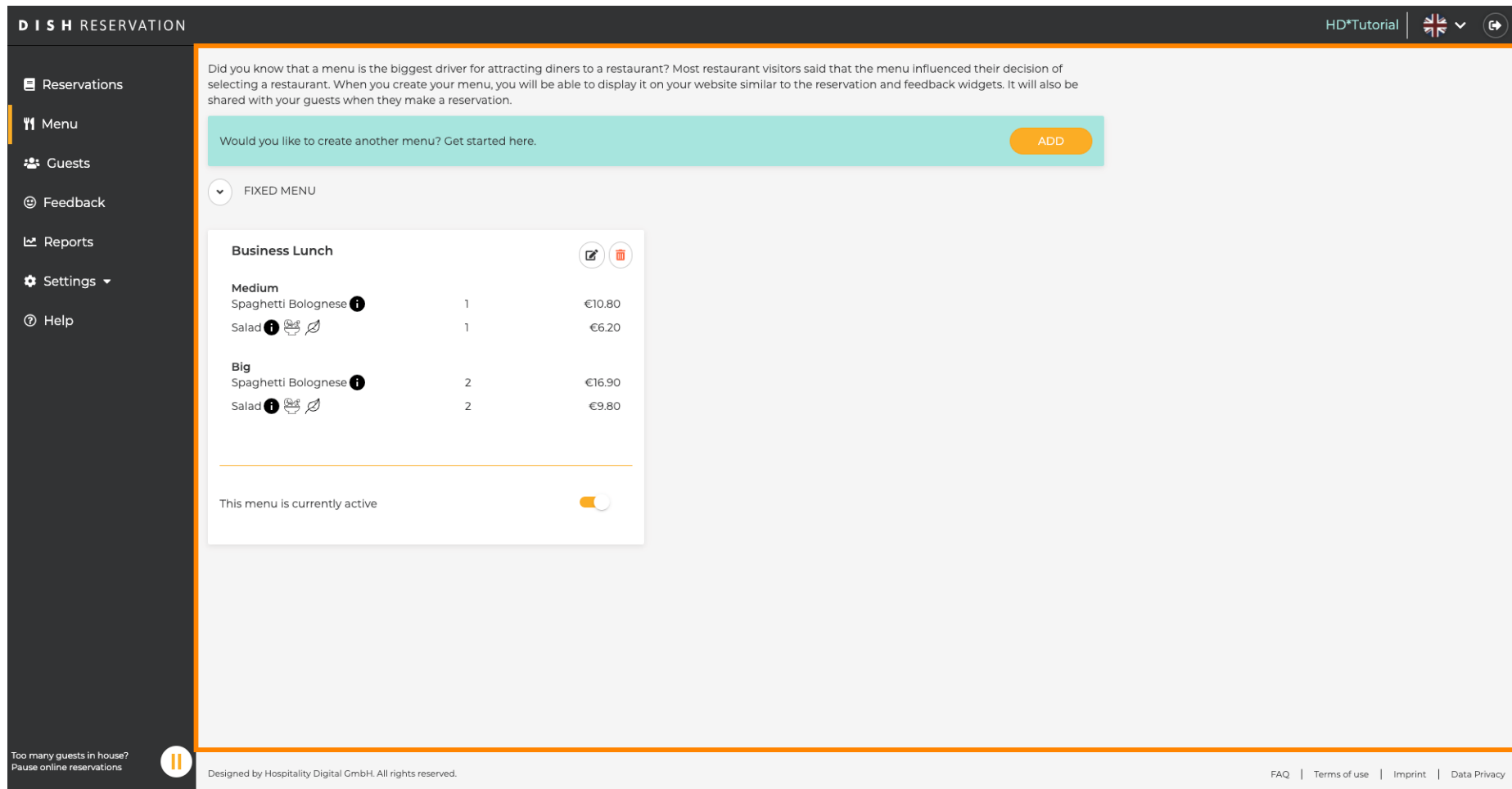













Acum vă aflați în **Panoul de administrare** din secțiunea **Meniu**. Aici puteți crea o editare a meniurilor existente.





**DISH RESERVATION** HD\*Tutorial |  | 









-  Reservations
-  Menu**
-  Guests
-  Feedback
-  Reports
-  Settings ▾
-  Help

Did you know that a menu is the biggest driver for attracting diners to a restaurant? Most restaurant visitors said that the menu influenced their decision of selecting a restaurant. When you create your menu, you will be able to display it on your website similar to the reservation and feedback widgets. It will also be shared with your guests when they make a reservation.

Would you like to create another menu? Get started here. [ADD](#)


FIXED MENU

**Business Lunch**  

<b>Medium</b>		
Spaghetti Bolognese 	1	€10.80
Salad   	1	€6.20
<b>Big</b>		
Spaghetti Bolognese 	2	€16.90
Salad   	2	€9.80

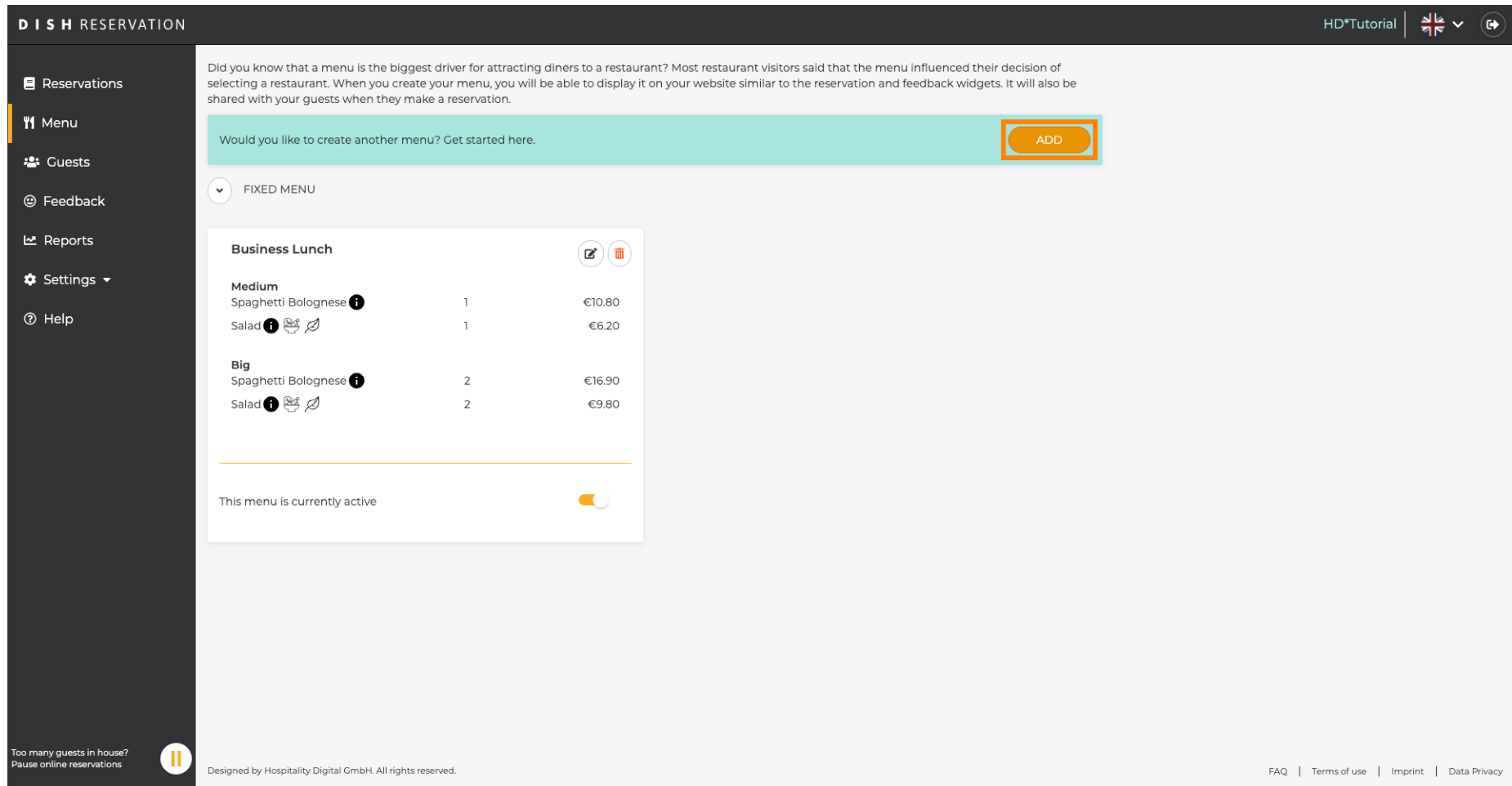
---



This menu is currently active








Too many guests in house? [Pause online reservations](#) 

Designed by Hospitality Digital GmbH. All rights reserved.
FAQ | Terms of use | Imprint | Data Privacy

Faceți clic pe **Adaugă** pentru a adăuga un nou meniu.





**DISH RESERVATION** HD\*Tutorial  

-  Reservations
-  **Menu**
-  Guests
-  Feedback
-  Reports
-  Settings ▾
-  Help





Did you know that a menu is the biggest driver for attracting diners to a restaurant? Most restaurant visitors said that the menu influenced their decision of selecting a restaurant. When you create your menu, you will be able to display it on your website similar to the reservation and feedback widgets. It will also be shared with your guests when they make a reservation.

Would you like to create another menu? Get started here.
ADD





▼ FIXED MENU

**Business Lunch**  

**Medium**


Spaghetti Bolognese 	1	€10.80
Salad   	1	€6.20

**Big**

Spaghetti Bolognese 	2	€16.90
Salad   	2	€9.80

---

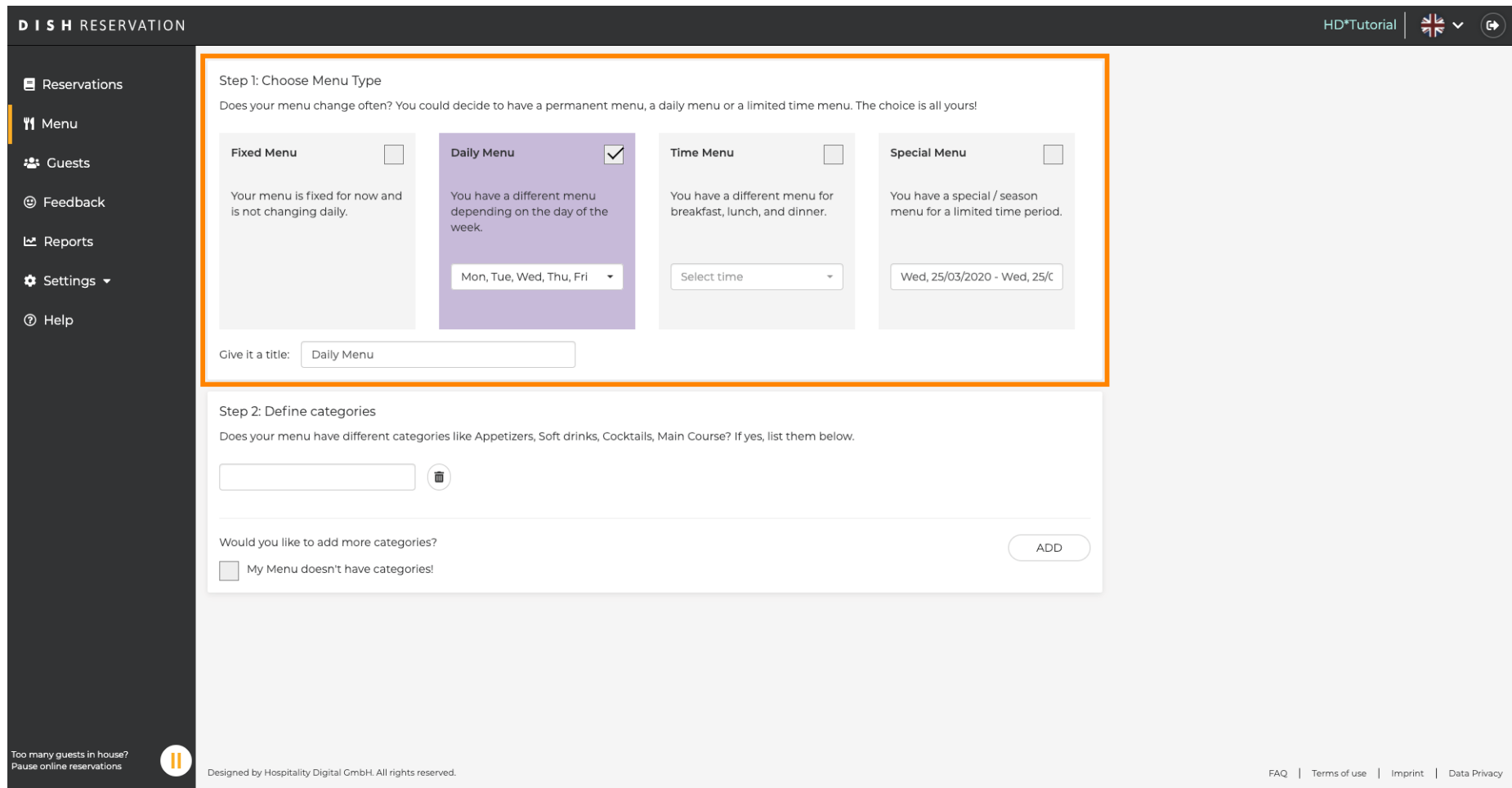
This menu is currently active



Too many guests in house?  Pause online reservations








Designed by Hospitality Digital GmbH. All rights reserved. FAQ | Terms of use | Imprint | Data Privacy



Faceți clic pe **Meniul zilnic** pentru a-l adăuga, **selectați ziua(le)** în care se aplică meniul și tastați în **titlul** noului meniu.



**DISH RESERVATION** HD\*Tutorial |  | 


-  Reservations
-  Menu**
-  Guests
-  Feedback
-  Reports
-  Settings ▾
-  Help

**Step 1: Choose Menu Type**  
Does your menu change often? You could decide to have a permanent menu, a daily menu or a limited time menu. The choice is all yours!

<p><b>Fixed Menu</b> <input type="checkbox"/></p> <p>Your menu is fixed for now and is not changing daily.</p>	<p><b>Daily Menu</b> <input checked="" type="checkbox"/></p> <p>You have a different menu depending on the day of the week.</p> <p>Mon, Tue, Wed, Thu, Fri ▾</p>	<p><b>Time Menu</b> <input type="checkbox"/></p> <p>You have a different menu for breakfast, lunch, and dinner.</p> <p>Select time ▾</p>	<p><b>Special Menu</b> <input type="checkbox"/></p> <p>You have a special / season menu for a limited time period.</p> <p>Wed, 25/03/2020 - Wed, 25/3</p>
--	--	--	---

Give it a title:


**Step 2: Define categories**  
Does your menu have different categories like Appetizers, Soft drinks, Cocktails, Main Course? If yes, list them below.



---

Would you like to add more categories? ADD

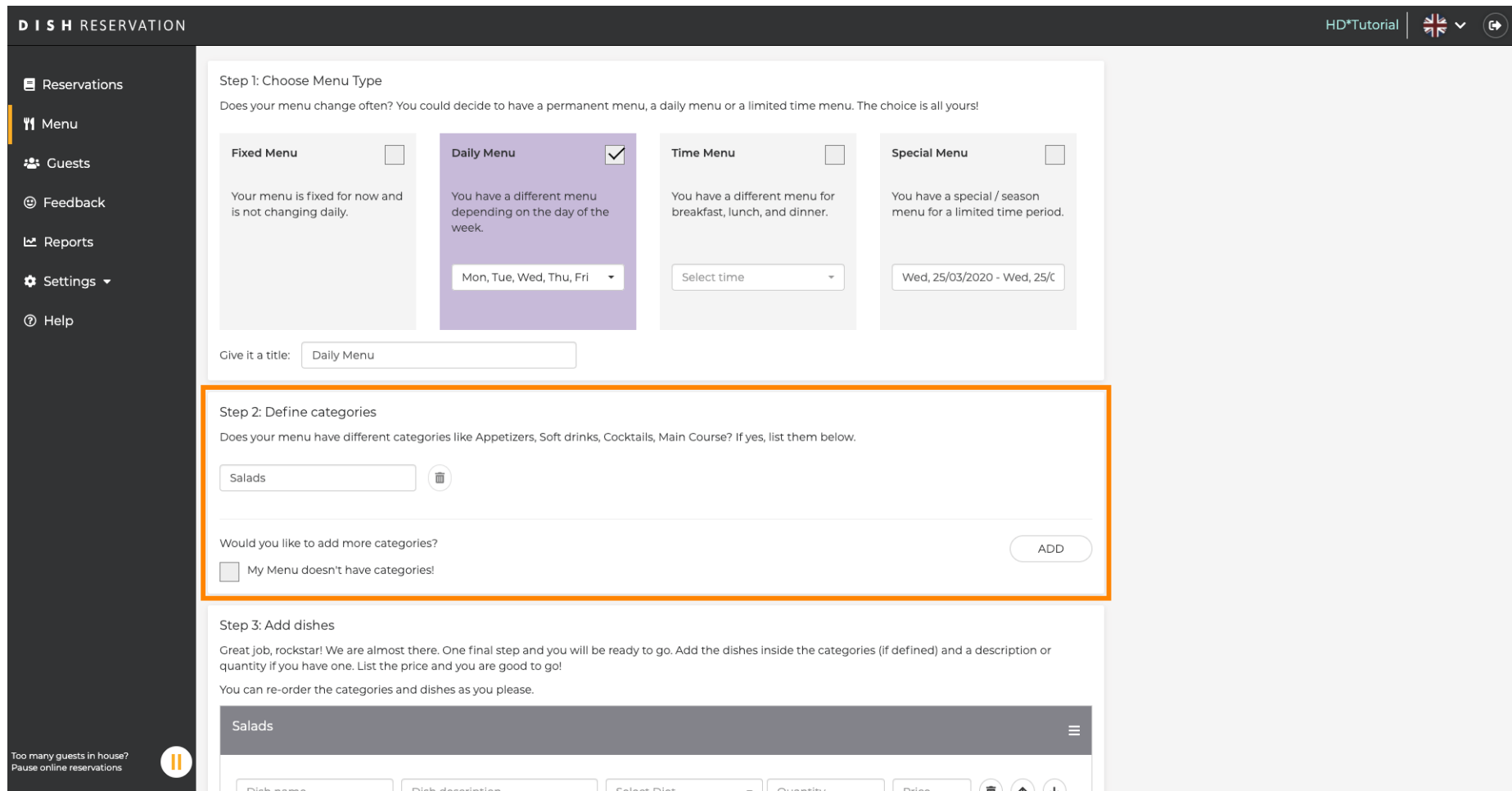
My Menu doesn't have categories!

Too many guests in house?  Pause online reservations

Designed by Hospitality Digital GmbH. All rights reserved. FAQ | Terms of use | Imprint | Data Privacy



Sub **Definire categorii** pot fi adăugate mai multe categorii la noul meniu. Notă: Dacă meniul nu aparține unei categorii, faceți clic pe „Meniul meu nu are categorii!”



**DISH RESERVATION** HD\*Tutorial

**Step 1: Choose Menu Type**  
Does your menu change often? You could decide to have a permanent menu, a daily menu or a limited time menu. The choice is all yours!

**Fixed Menu**  
Your menu is fixed for now and is not changing daily.


**Daily Menu**  
You have a different menu depending on the day of the week.  
Mon, Tue, Wed, Thu, Fri

**Time Menu**  
You have a different menu for breakfast, lunch, and dinner.  
Select time

**Special Menu**  
You have a special / season menu for a limited time period.  
Wed, 25/03/2020 - Wed, 25/3

Give it a title:


**Step 2: Define categories**  
Does your menu have different categories like Appetizers, Soft drinks, Cocktails, Main Course? If yes, list them below.







Would you like to add more categories?

My Menu doesn't have categories!

**Step 3: Add dishes**  
Great job, rockstar! We are almost there. One final step and you will be ready to go. Add the dishes inside the categories (if defined) and a description or quantity if you have one. List the price and you are good to go!  
You can re-order the categories and dishes as you please.

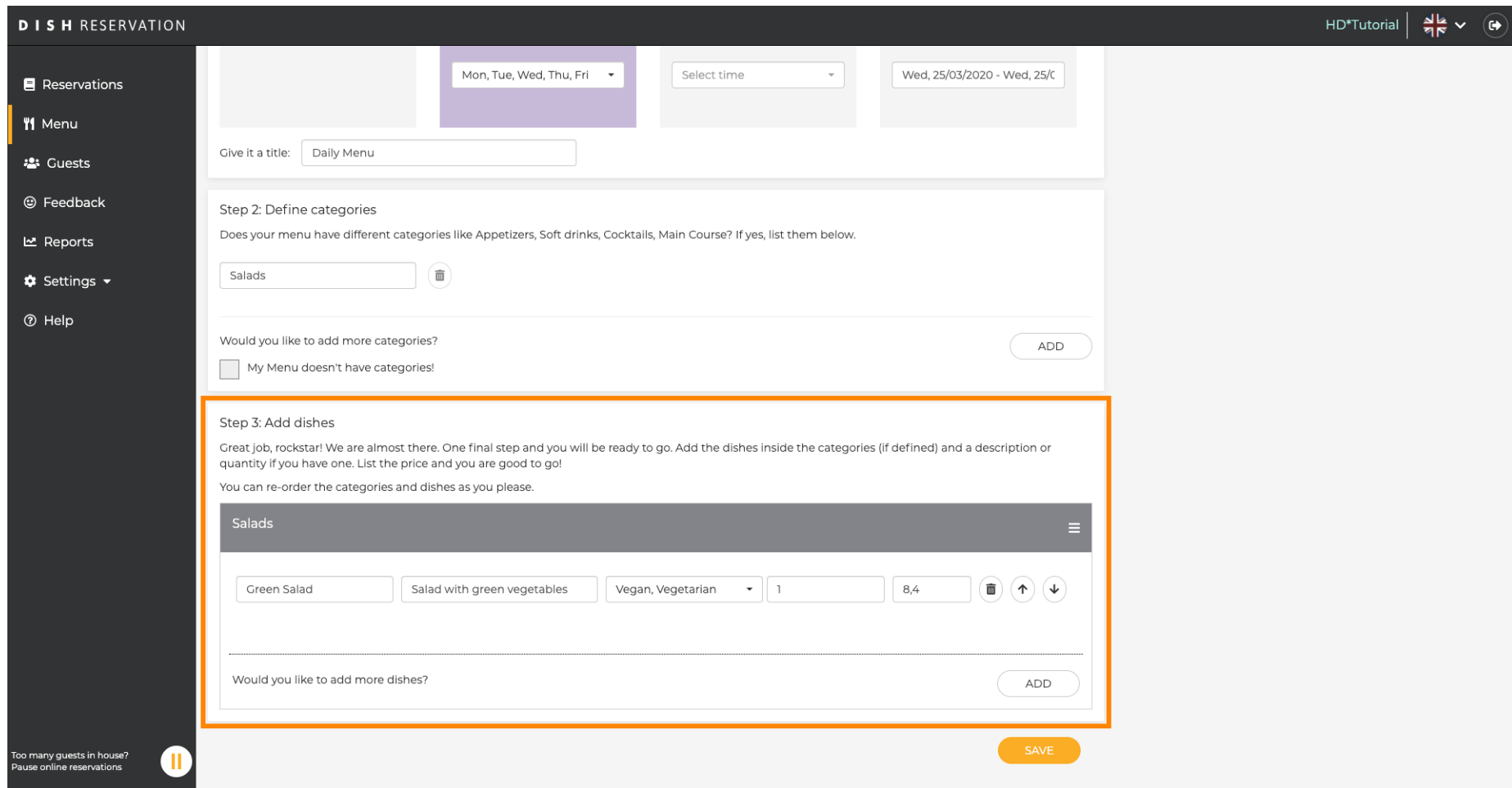
Salads 

Dish name	Dish description	Select Diet	Quantity	Price			
-----------	------------------	-------------	----------	-------	---	---	---

Too many guests in house? Pause online reservations 



Sub **Adăugați mâncăruri** , adăugați mâncăruri la noul meniu. Introduceți următoarele informații: numele preparatului, descrierea preparatului, dieta, cantitatea și prețul.



**DISH RESERVATION** HD\*Tutorial

Reservations  
Menu  
Guests  
Feedback  
Reports  
Settings  
Help

Mon, Tue, Wed, Thu, Fri | Select time | Wed, 25/03/2020 - Wed, 25/3

Give it a title: Daily Menu

**Step 2: Define categories**  
Does your menu have different categories like Appetizers, Soft drinks, Cocktails, Main Course? If yes, list them below.

Salads

Would you like to add more categories?  My Menu doesn't have categories!

**Step 3: Add dishes**  
Great job, rockstar! We are almost there. One final step and you will be ready to go. Add the dishes inside the categories (if defined) and a description or quantity if you have one. List the price and you are good to go!  
You can re-order the categories and dishes as you please.

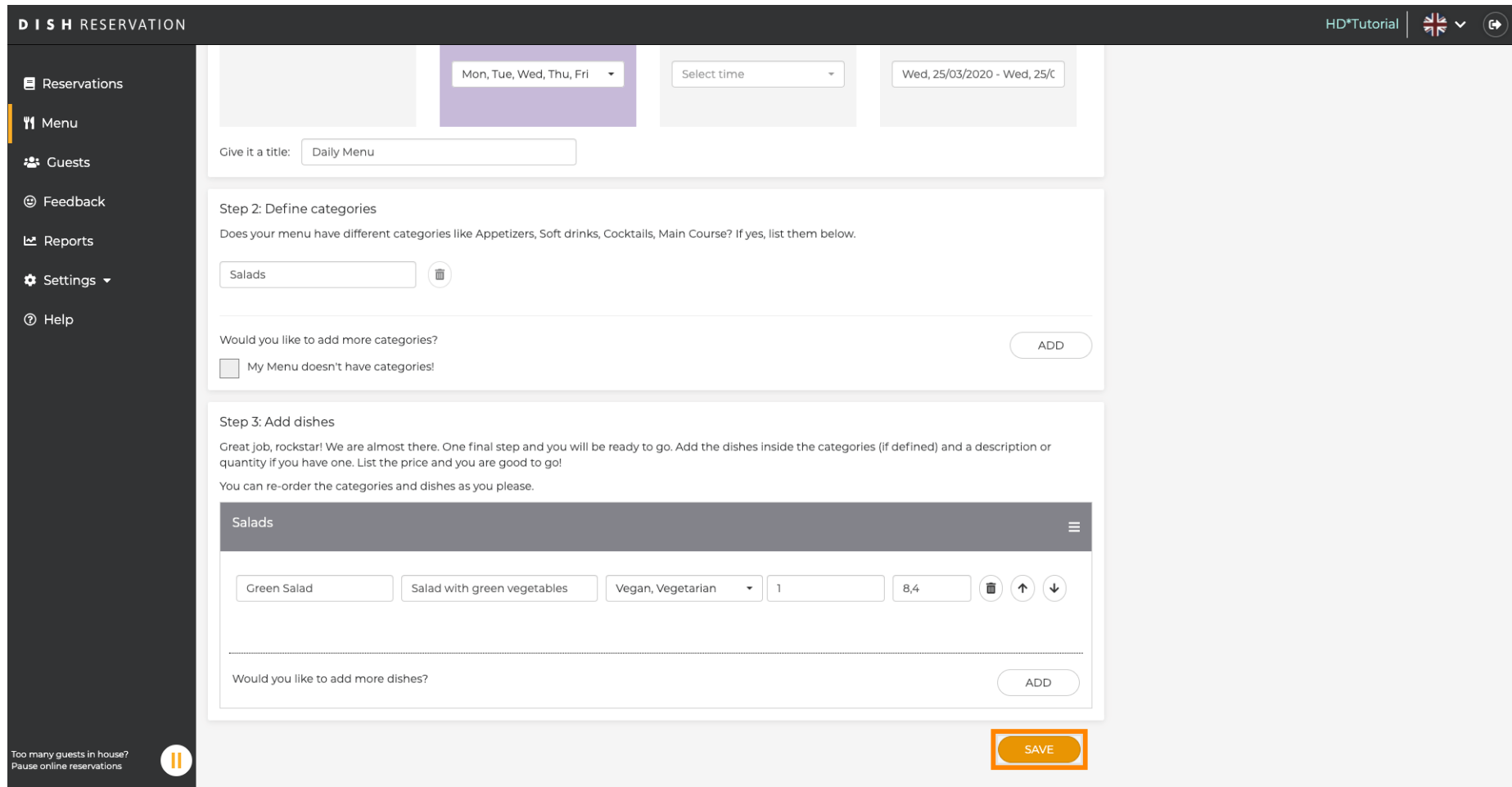
Salads					
Green Salad	Salad with green vegetables	Vegan, Vegetarian	1	8,4	<input type="button" value="trash"/> <input type="button" value="up"/> <input type="button" value="down"/>

Would you like to add more dishes?

Too many guests in house? Pause online reservations



Asta e. Esti gata. Faceți clic pe **salvare** .




**DISH RESERVATION** HD\*Tutorial | 🇬🇧 | 🏠

- Reservations
- Menu**
- Guests
- Feedback
- Reports
- Settings ▾
- Help

Mon, Tue, Wed, Thu, Fri
Select time
Wed, 25/03/2020 - Wed, 25/3

Give it a title:


**Step 2: Define categories**  
 Does your menu have different categories like Appetizers, Soft drinks, Cocktails, Main Course? If yes, list them below.






Would you like to add more categories?


My Menu doesn't have categories!

**Step 3: Add dishes**  
 Great job, rockstar! We are almost there. One final step and you will be ready to go. Add the dishes inside the categories (if defined) and a description or quantity if you have one. List the price and you are good to go!  
 You can re-order the categories and dishes as you please.

**Salads** 

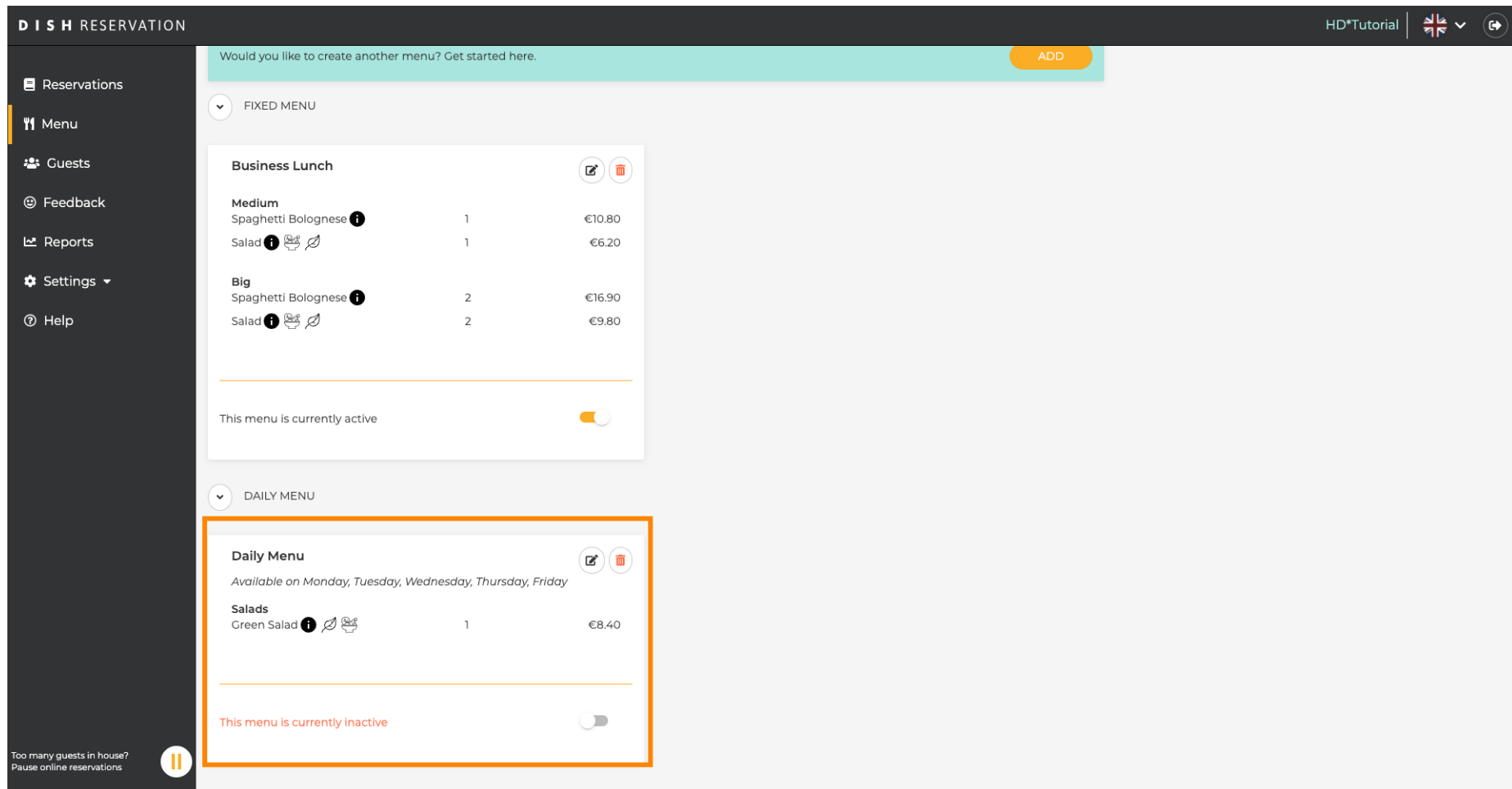
<input type="text" value="Green Salad"/>	<input type="text" value="Salad with green vegetables"/>	<input type="text" value="Vegan, Vegetarian"/>	<input type="text" value="1"/>	<input type="text" value="8,4"/>			
--	--	--	--------------------------------	----------------------------------	---	---	---

Would you like to add more dishes?

Too many guests in house?  Pause online reservations



Noul **meniu** va fi afișat acum pe tabloul de **bord**. Notă: Meniurile pot fi setate active sau inactive, ceea ce duce la afișarea lor pentru oaspete sau nu.



The screenshot shows the DISH RESERVATION admin interface. The top navigation bar includes 'DISH RESERVATION' on the left and 'HD\*Tutorial' with a language dropdown and a refresh icon on the right. A sidebar on the left contains navigation links: Reservations, Menu, Guests, Feedback, Reports, Settings, and Help. The main content area features a teal banner with the text 'Would you like to create another menu? Get started here.' and an 'ADD' button. Below this, there are two menu sections: 'FIXED MENU' and 'DAILY MENU'. The 'FIXED MENU' section displays a 'Business Lunch' menu with two items: 'Medium Spaghetti Bolognese' (1 unit, €10.80) and 'Salad' (1 unit, €6.20), and 'Big Spaghetti Bolognese' (2 units, €16.90) and 'Salad' (2 units, €9.80). A toggle switch indicates 'This menu is currently active'. The 'DAILY MENU' section displays a 'Daily Menu' available on Monday through Friday, with one item: 'Green Salad' (1 unit, €8.40). A toggle switch indicates 'This menu is currently inactive'. The 'Daily Menu' section is highlighted with an orange border. At the bottom left, there is a notification: 'Too many guests in house? Pause online reservations' with a pause icon.