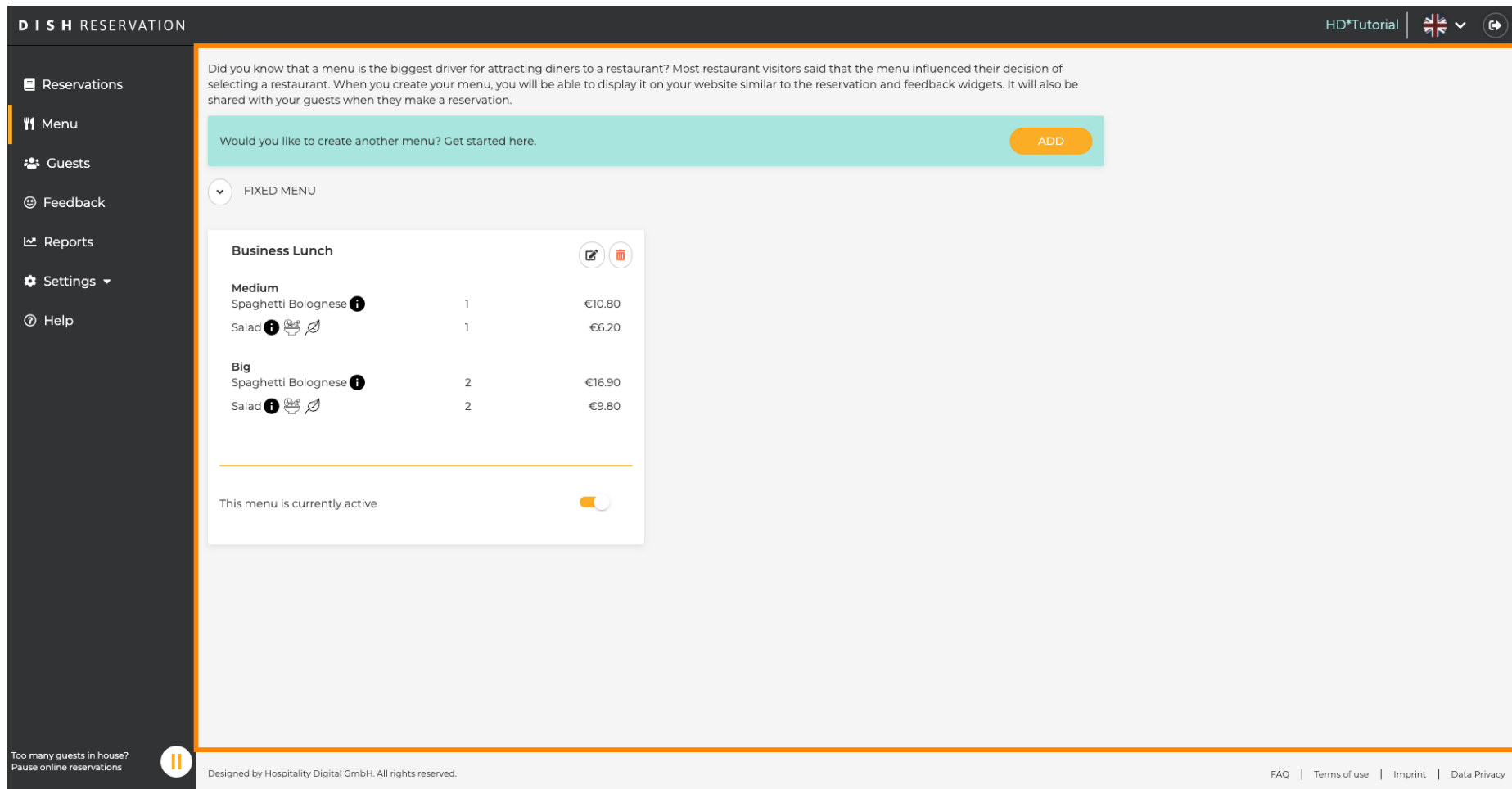













Теперь вы находитесь в **панели администратора** в разделе **Меню** . Здесь вы можете создавать и редактировать существующие меню.





**DISH RESERVATION** HD\*Tutorial |  | 









-  Reservations
-  Menu**
-  Guests
-  Feedback
-  Reports
-  Settings ▾
-  Help

Did you know that a menu is the biggest driver for attracting diners to a restaurant? Most restaurant visitors said that the menu influenced their decision of selecting a restaurant. When you create your menu, you will be able to display it on your website similar to the reservation and feedback widgets. It will also be shared with your guests when they make a reservation.


Would you like to create another menu? Get started here. ADD

FIXED MENU

**Business Lunch**  

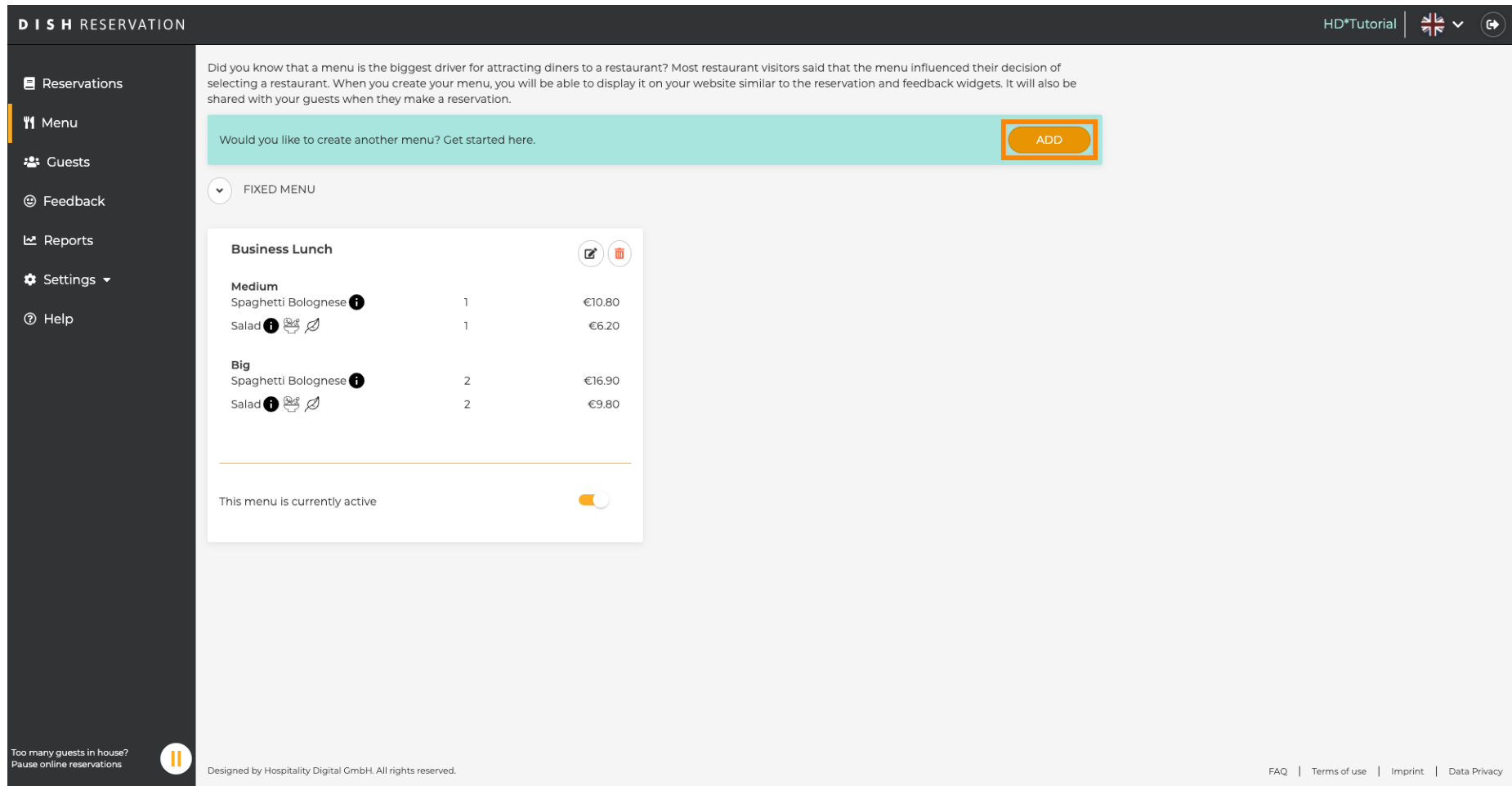
Medium	1	€10.80
Spaghetti Bolognese 	1	€6.20
Salad   	1	€6.20
Big	2	€16.90
Spaghetti Bolognese 	2	€16.90
Salad   	2	€9.80



This menu is currently active








Too many guests in house?  Pause online reservations

Designed by Hospitality Digital GmbH. All rights reserved. FAQ | Terms of use | Imprint | Data Privacy

Нажмите « **Добавить** » , чтобы добавить новое меню.





**DISH RESERVATION** HD\*Tutorial  

-  Reservations
-  **Menu**
-  Guests
-  Feedback
-  Reports
-  Settings ▾
-  Help





Did you know that a menu is the biggest driver for attracting diners to a restaurant? Most restaurant visitors said that the menu influenced their decision of selecting a restaurant. When you create your menu, you will be able to display it on your website similar to the reservation and feedback widgets. It will also be shared with your guests when they make a reservation.

Would you like to create another menu? Get started here.
ADD





▼ FIXED MENU

**Business Lunch**  


**Medium**

Spaghetti Bolognese 	1	€10.80
Salad   	1	€6.20

**Big**

Spaghetti Bolognese 	2	€16.90
Salad   	2	€9.80

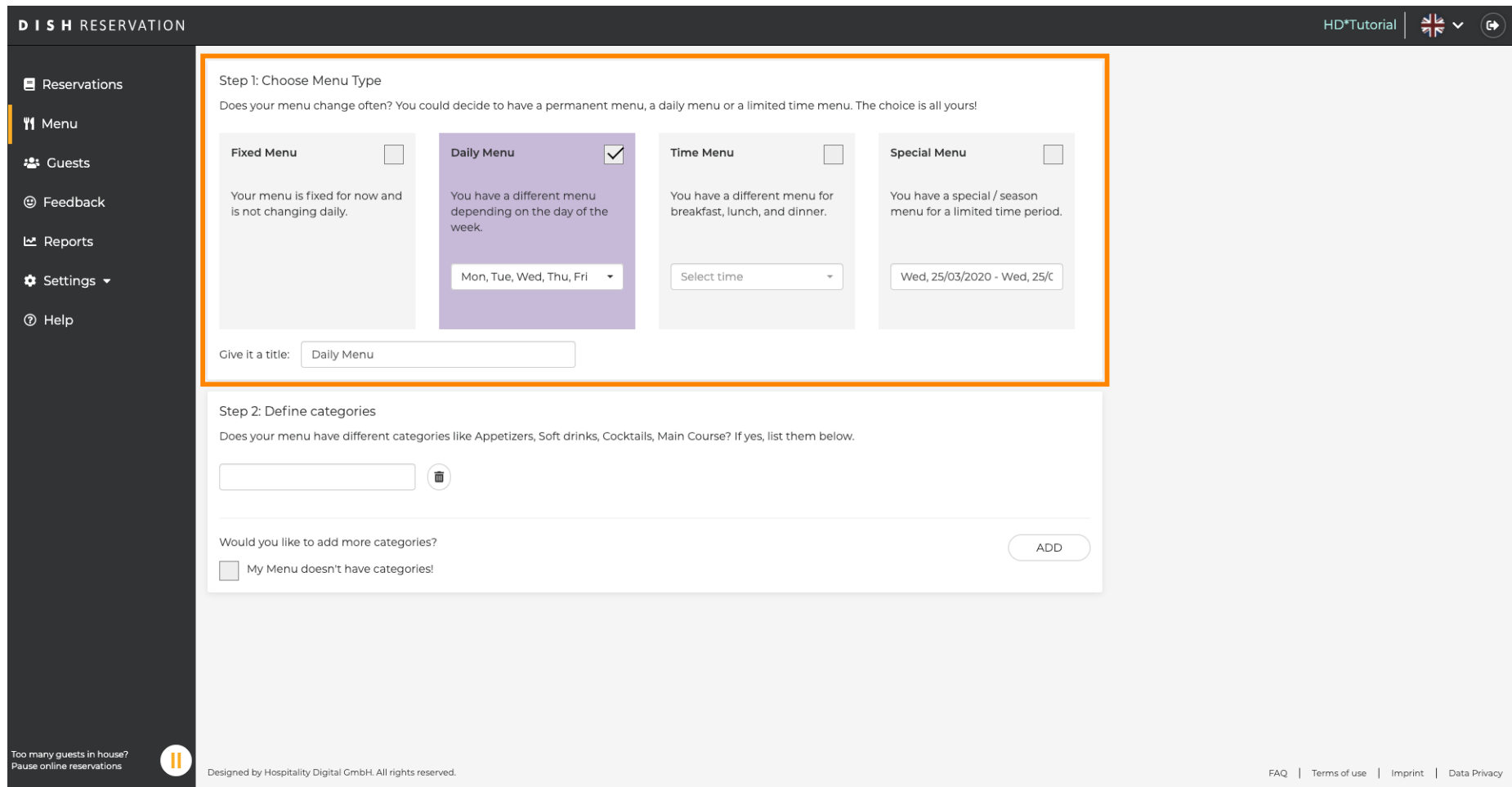
This menu is currently active



Too many guests in house?  Pause online reservations

Designed by Hospitality Digital GmbH. All rights reserved. FAQ | Terms of use | Imprint | Data Privacy



Нажмите «Ежедневное меню», чтобы добавить его, выберите дни, в которые действует меню, а также введите тип в заголовке нового меню.



**DISH RESERVATION** HD\*Tutorial  


- Reservations
- Menu**
- Guests
- Feedback
- Reports
- Settings
- Help

**Step 1: Choose Menu Type**  
Does your menu change often? You could decide to have a permanent menu, a daily menu or a limited time menu. The choice is all yours!

<p><b>Fixed Menu</b> <input type="checkbox"/></p> <p>Your menu is fixed for now and is not changing daily.</p>	<p><b>Daily Menu</b> <input checked="" type="checkbox"/></p> <p>You have a different menu depending on the day of the week.</p> <p>Mon, Tue, Wed, Thu, Fri</p>	<p><b>Time Menu</b> <input type="checkbox"/></p> <p>You have a different menu for breakfast, lunch, and dinner.</p> <p>Select time</p>	<p><b>Special Menu</b> <input type="checkbox"/></p> <p>You have a special / season menu for a limited time period.</p> <p>Wed, 25/03/2020 - Wed, 25/3</p>
--	--	--	---


Give it a title:

**Step 2: Define categories**  
Does your menu have different categories like Appetizers, Soft drinks, Cocktails, Main Course? If yes, list them below.



Would you like to add more categories?

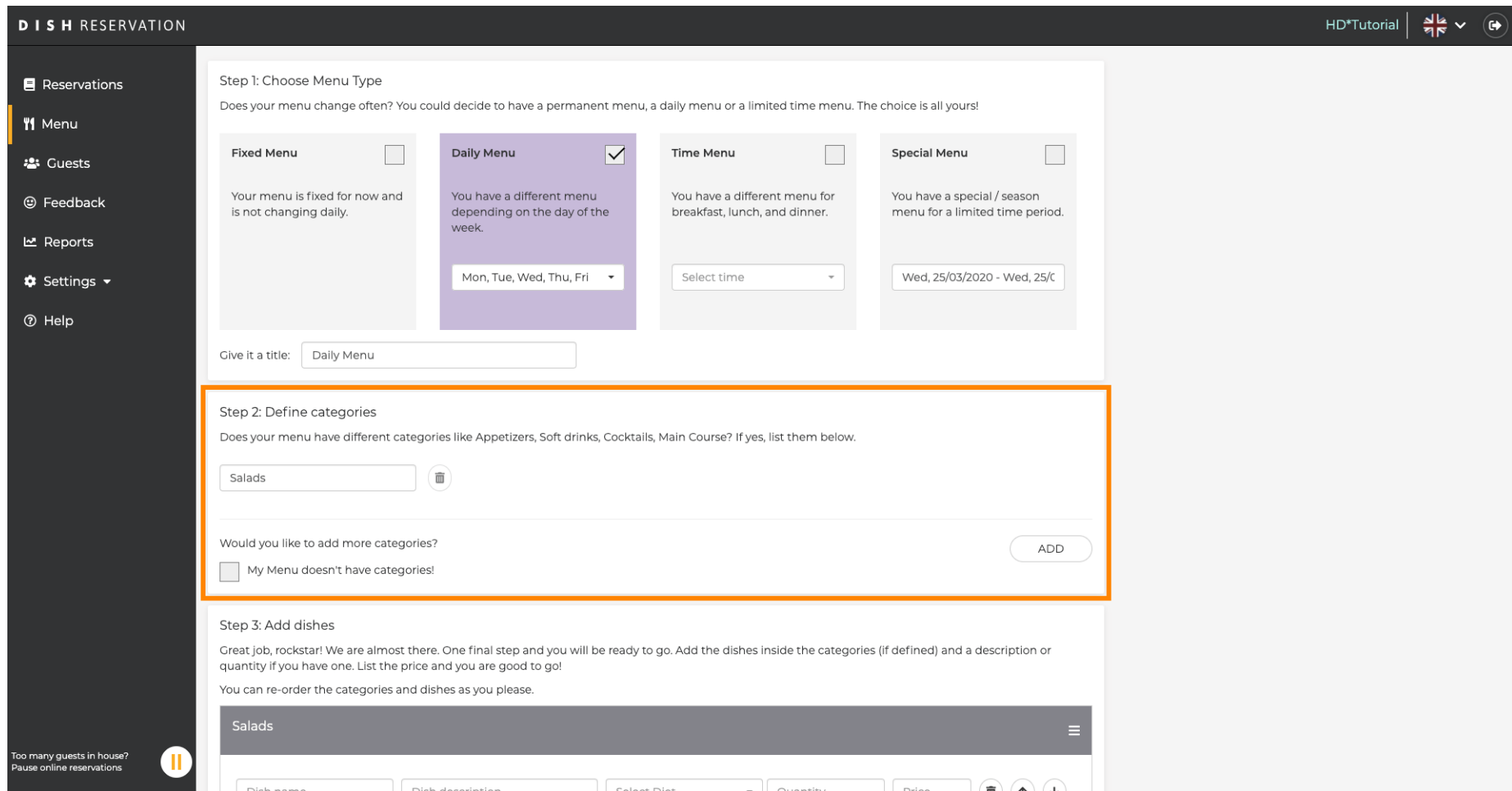
My Menu doesn't have categories!

Too many guests in house?  Pause online reservations

Designed by Hospitality Digital GmbH. All rights reserved. [FAQ](#) | [Terms of use](#) | [Imprint](#) | [Data Privacy](#)



В разделе « **Определить категории** » в новое меню можно добавить несколько категорий.  
 Примечание. Если меню не относится к категории, нажмите «Мое меню не имеет категорий!»



The screenshot shows the 'DISH RESERVATION' admin interface. The left sidebar contains navigation options: Reservations, Menu, Guests, Feedback, Reports, Settings, and Help. The main content area is titled 'Step 1: Choose Menu Type' and offers four options: Fixed Menu, Daily Menu (selected), Time Menu, and Special Menu. Below this, there is a text input field with 'Daily Menu' entered. The second step, 'Step 2: Define categories', is highlighted with an orange border. It asks if the menu has different categories and shows a list with 'Salads' and a trash icon. There is an 'ADD' button and a checkbox for 'My Menu doesn't have categories!'. The third step, 'Step 3: Add dishes', is partially visible at the bottom, showing a table with columns for Dish name, Dish description, Select Diet, Quantity, and Price.



В разделе «**Добавить блюда**» вы добавляете блюда в новое меню. Введите следующую информацию: название блюда, описание блюда, рацион, количество, а также цену.

DISH RESERVATION
HD\*Tutorial | |

- Reservations
- Menu
- Guests
- Feedback
- Reports
- Settings ▾
- Help

Mon, Tue, Wed, Thu, Fri ▾

Select time ▾

Wed, 25/03/2020 - Wed, 25/3

Give it a title:

**Step 2: Define categories**

Does your menu have different categories like Appetizers, Soft drinks, Cocktails, Main Course? If yes, list them below.

Salads

Would you like to add more categories? ADD

My Menu doesn't have categories!

**Step 3: Add dishes**

Great job, rockstar! We are almost there. One final step and you will be ready to go. Add the dishes inside the categories (if defined) and a description or quantity if you have one. List the price and you are good to go!

You can re-order the categories and dishes as you please.

Salads

Green Salad	Salad with green vegetables	Vegan, Vegetarian ▾	1	8,4			
-------------	-----------------------------	---------------------	---	-----	--	--	--

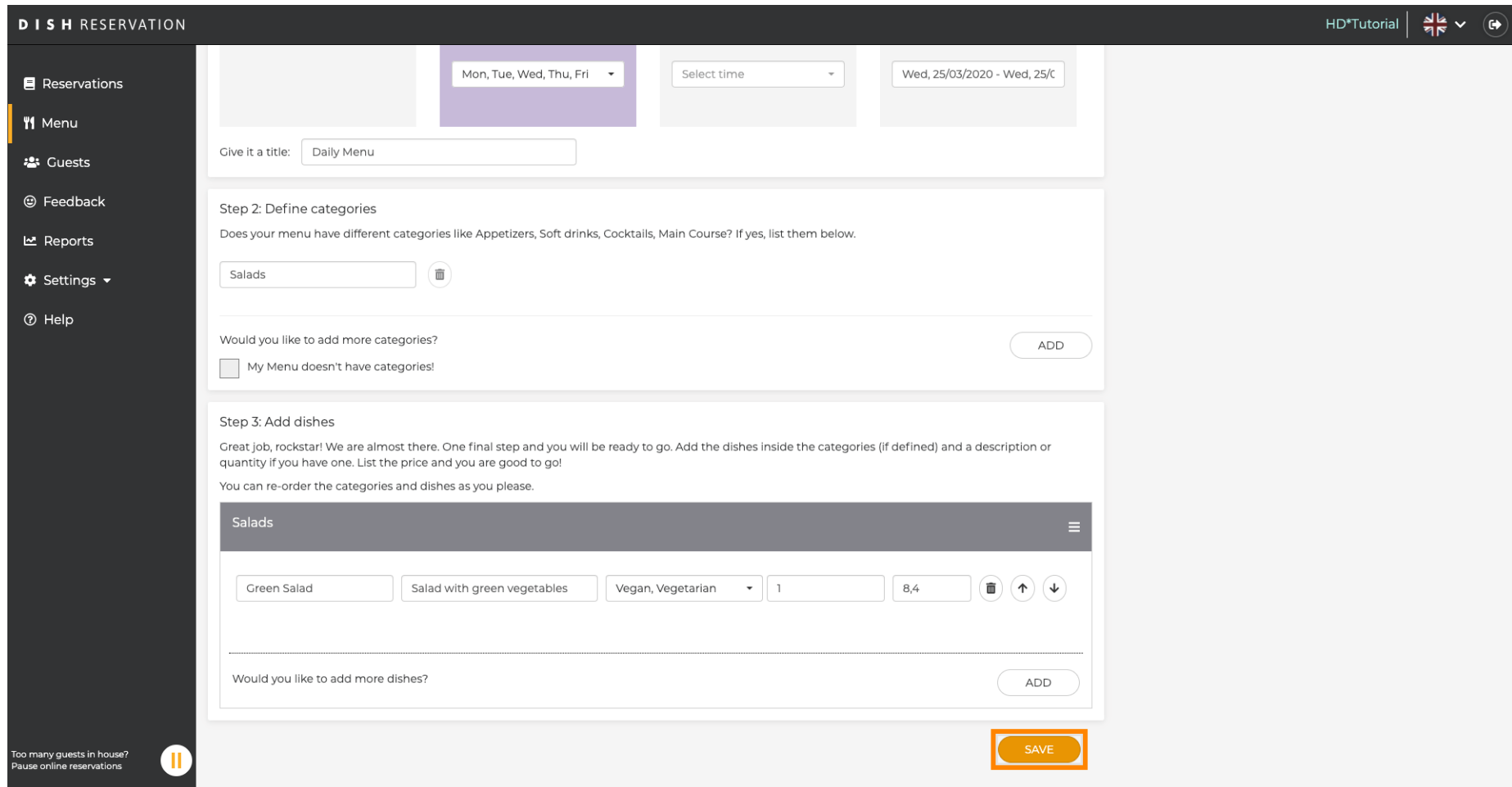
Would you like to add more dishes? ADD

SAVE

Too many guests in house? || Pause online reservations



Вот и все. Вы сделали. Нажмите « **Сохранить** » .



**DISH RESERVATION** HD\*Tutorial | 🇬🇧 | 🏠

- Reservations
- Menu**
- Guests
- Feedback
- Reports
- Settings
- Help

Mon, Tue, Wed, Thu, Fri | Select time | Wed, 25/03/2020 - Wed, 25/3

Give it a title:

**Step 2: Define categories**  
Does your menu have different categories like Appetizers, Soft drinks, Cocktails, Main Course? If yes, list them below.

Would you like to add more categories?

My Menu doesn't have categories!

**Step 3: Add dishes**  
Great job, rockstar! We are almost there. One final step and you will be ready to go. Add the dishes inside the categories (if defined) and a description or quantity if you have one. List the price and you are good to go!  
You can re-order the categories and dishes as you please.

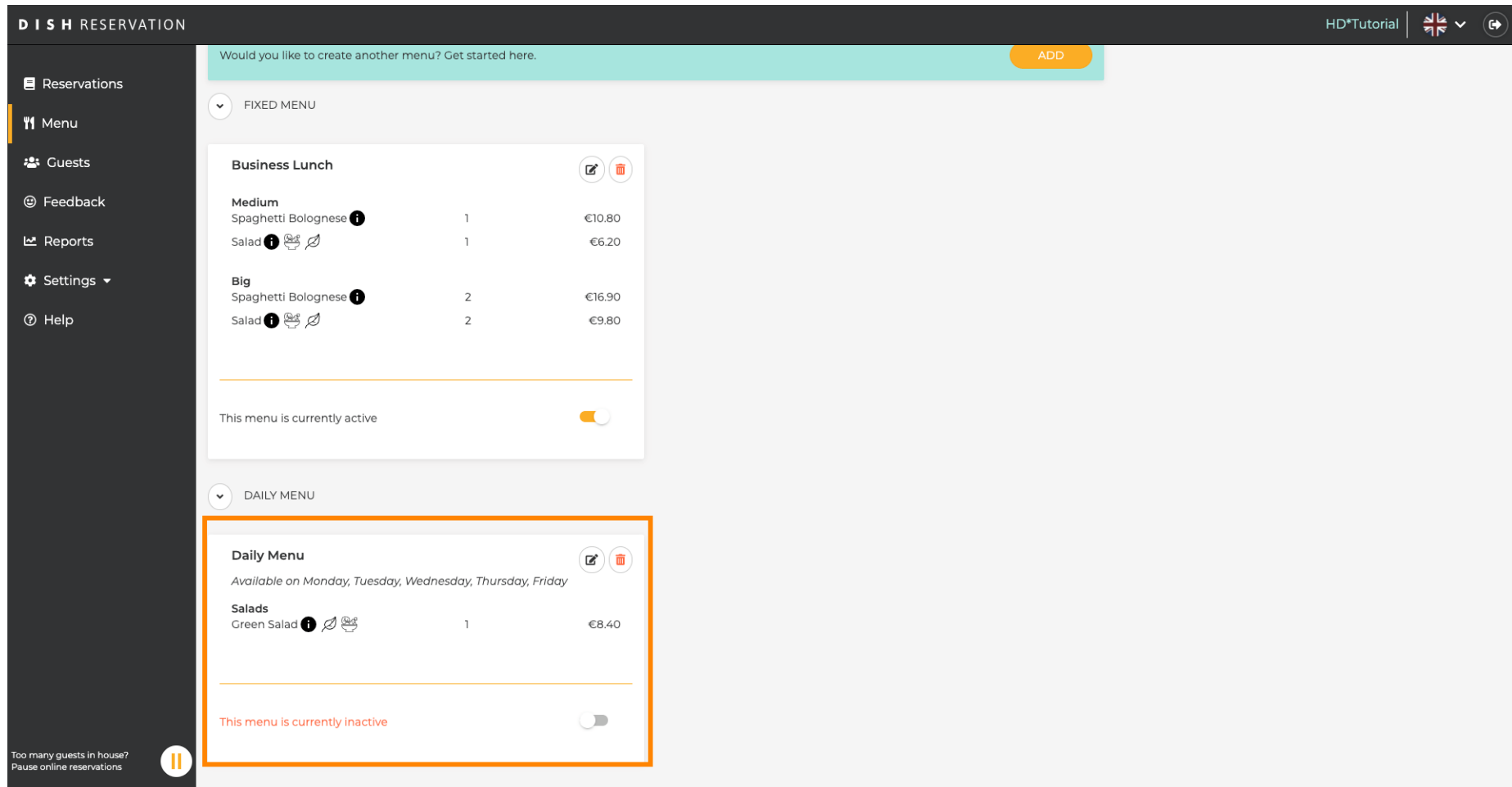
Salads					
<input type="text" value="Green Salad"/>	<input type="text" value="Salad with green vegetables"/>	<input type="text" value="Vegan, Vegetarian"/>	<input type="text" value="1"/>	<input type="text" value="8,4"/>	

Would you like to add more dishes?

Too many guests in house? Pause online reservations



Новое **меню** теперь будет отображаться на **приборной панели** . Примечание. Меню можно сделать активными или неактивными , в результате чего они будут отображаться для гостя или нет.



The screenshot shows the 'DISH RESERVATION' administrator interface. On the left is a navigation sidebar with options: Reservations, Menu, Guests, Feedback, Reports, Settings, and Help. The main content area is titled 'Would you like to create another menu? Get started here.' with an 'ADD' button. Below this, there are two menu categories: 'FIXED MENU' and 'DAILY MENU'. The 'Business Lunch' menu is currently active, showing items like Spaghetti Bolognese and Salad. The 'Daily Menu' is currently inactive and is highlighted with an orange border; it shows a 'Green Salad' item. At the bottom left, there is a notification: 'Too many guests in house? Pause online reservations' with a pause icon.