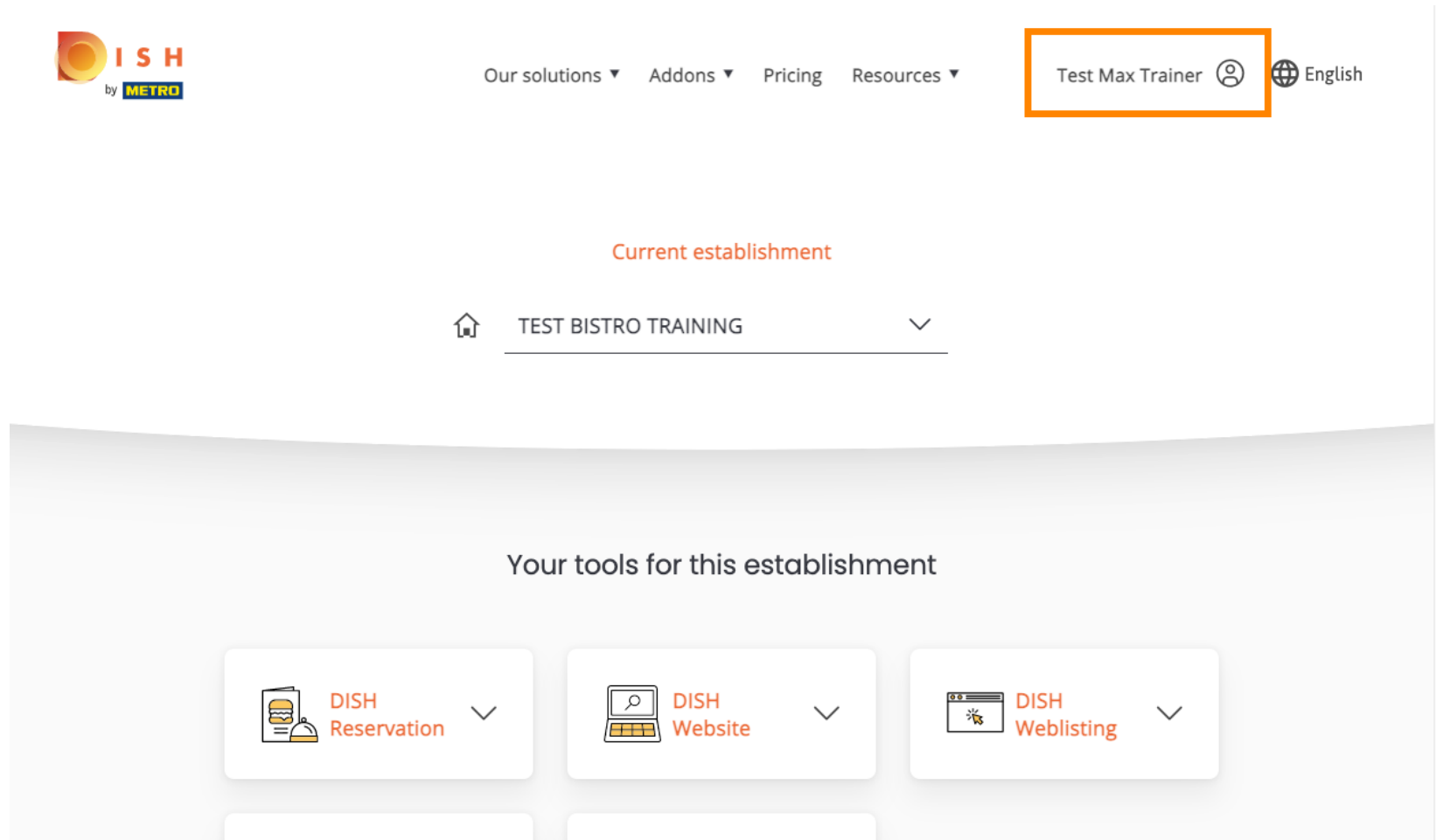
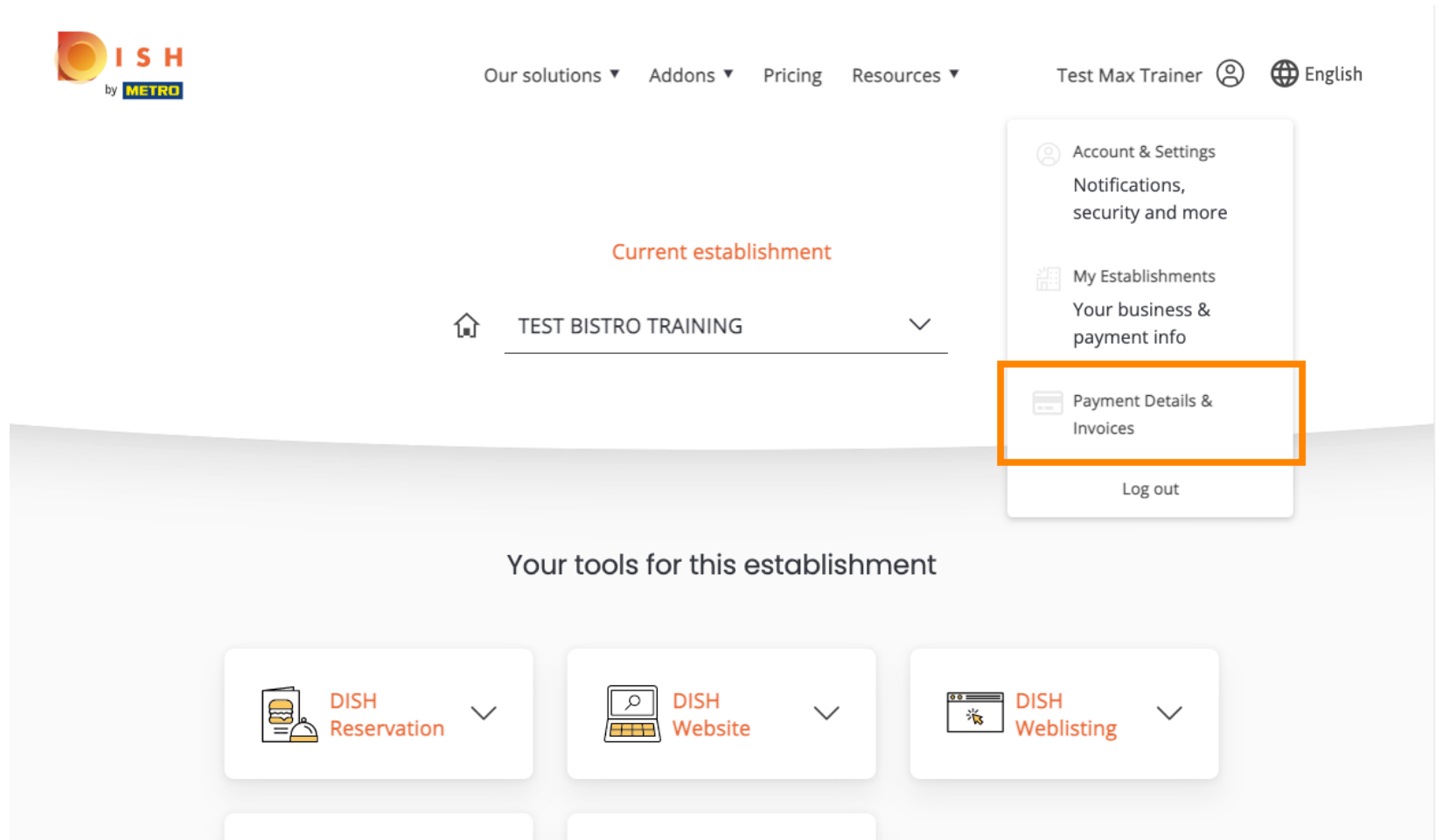


After logging in to your DISH account, click on your **profile icon**.



The screenshot displays the DISH user interface. At the top left is the ISH by METRO logo. The navigation menu includes "Our solutions", "Addons", "Pricing", and "Resources". The user's name "Test Max Trainer" and a profile icon are visible in the top right corner, enclosed in an orange box. A language selector shows "English". Below the navigation, the current establishment is identified as "TEST BISTRO TRAINING". The main section, titled "Your tools for this establishment", contains three interactive cards: "DISH Reservation", "DISH Website", and "DISH Weblisting", each with a corresponding icon and a dropdown arrow.

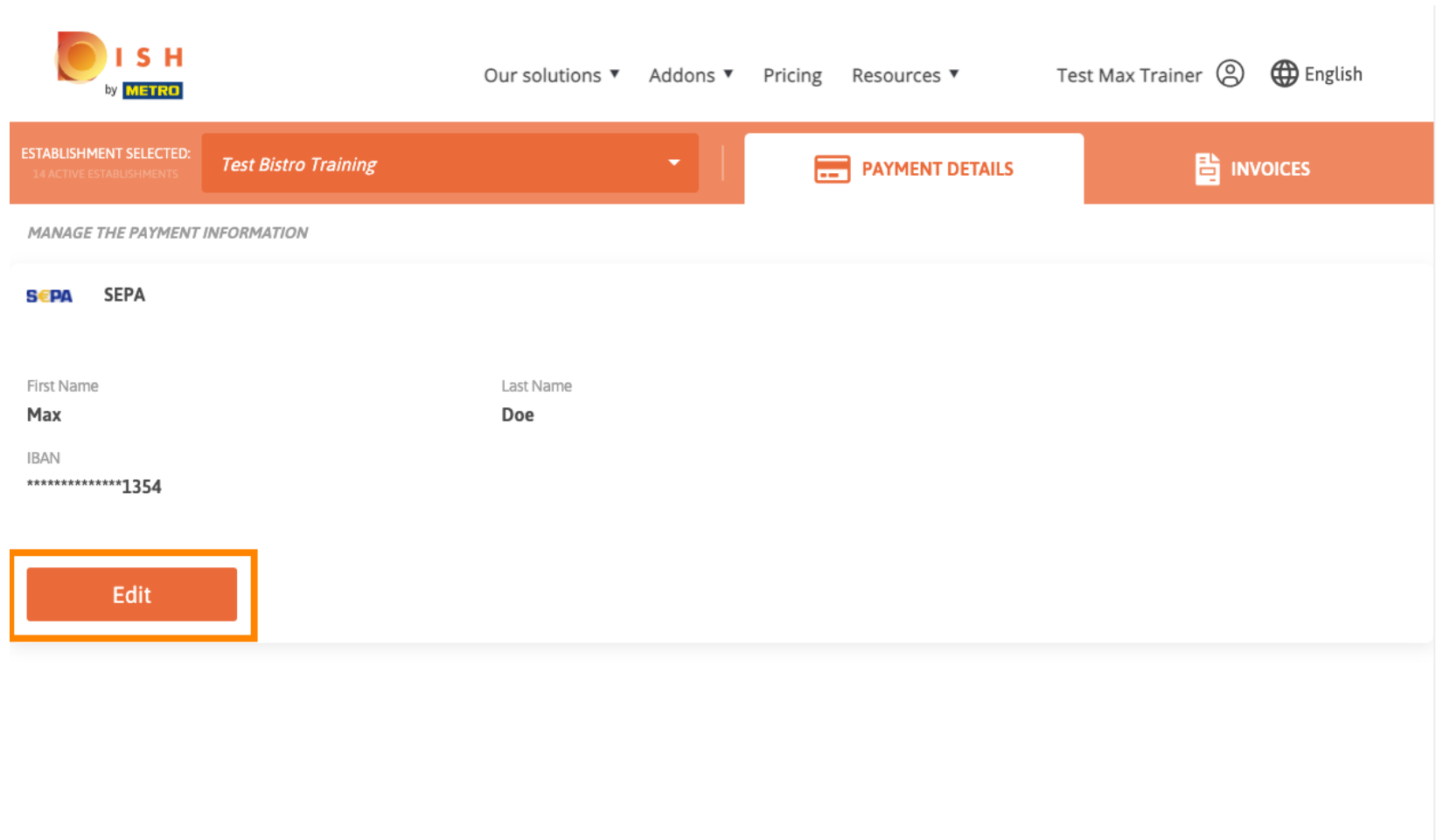
Select **payment details & invoices** from the menu.



The screenshot displays the DISH user interface. At the top left is the logo for ISH by METRO. The top navigation bar includes links for 'Our solutions', 'Addons', 'Pricing', and 'Resources'. On the right side of the navigation bar, there are links for 'Test Max Trainer' and 'English'. Below the navigation bar, the current establishment is identified as 'TEST BISTRO TRAINING'. A dropdown menu is open, showing options for 'Account & Settings', 'My Establishments', 'Payment Details & Invoices', and 'Log out'. The 'Payment Details & Invoices' option is highlighted with an orange border. Below the navigation bar, there is a section titled 'Your tools for this establishment' which contains three cards: 'DISH Reservation', 'DISH Website', and 'DISH Weblisting'.



To change your payment details, click on **edit**.



The screenshot displays the DISH web interface. At the top left is the logo 'ISH by METRO'. The navigation menu includes 'Our solutions', 'Addons', 'Pricing', and 'Resources'. The user is logged in as 'Test Max Trainer' and the language is set to 'English'. Below the navigation is a header bar with 'ESTABLISHMENT SELECTED: 14 ACTIVE ESTABLISHMENTS' and a dropdown menu showing 'Test Bistro Training'. To the right of the dropdown are two tabs: 'PAYMENT DETAILS' (active) and 'INVOICES'. Below the header is a section titled 'MANAGE THE PAYMENT INFORMATION'. Under this section, the payment method is 'SEPA'. The form shows the following details: First Name: Max, Last Name: Doe, and IBAN: *****1354. At the bottom of the form, there is an orange 'Edit' button highlighted with a red border.



Choose your payment method here. In this example we select **pay with credit card**. Note: Only with credit card, a small amount will be charged for verification but will be returned in a period of 24 hours.



PAYMENT SETUP

Payment Details

When you enter your payment information in DISH, your payment information will be saved to use again in the future. When you start a subscription, your credit card/SEPA mandate/PayPal account will continue to be charged until you cancel your subscription.

When you save your payment information in DISH, we'll store your information securely. Only with credit card, a small amount will be charged from your card to make the verification, which will be returned in a period of 24 hours.

Authorized Amount

EUR 1

Payment Methods

Please select preferred payment method.




Pay with Credit Card




Pay with SEPA



Enter your **card information**.



CARD INFORMATION



Please enter payment information

Card number:

Store this card:

Yes No

Expiry date:


Month:

Year:


I choose an alias for this card:

 (optional)

Security code:

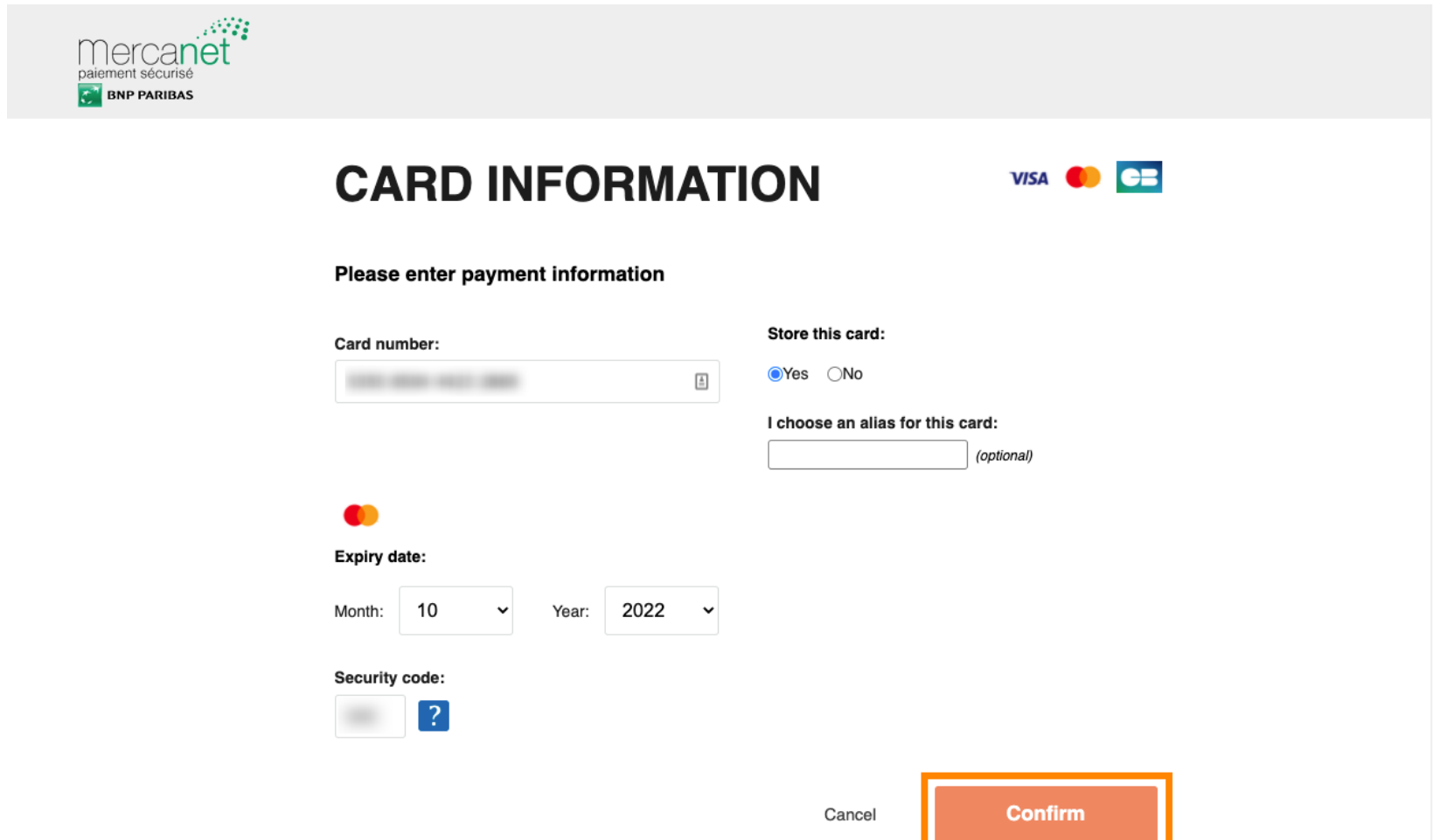
 

Cancel



Depending on your bank, you may be redirected to your bank's authentication page before the validation of your payment.



After you're done continue by clicking on **confirm**.



The screenshot shows a payment form titled "CARD INFORMATION" with the Mercanet logo and BNP PARIBAS branding. The form includes fields for card number, expiry date (Month: 10, Year: 2022), and security code. There are also options to "Store this card" (Yes/No) and "I choose an alias for this card" (optional). A "Confirm" button is highlighted with an orange border.

mercant
paiement sécurisé
BNP PARIBAS

CARD INFORMATION


VISA  


Please enter payment information

Card number:

Store this card:
 Yes No

I choose an alias for this card:
 (optional)


Expiry date:
Month: Year:

Security code:
 

Cancel **Confirm**

 That's it. You've successfully changed your payment method.



Payment Details

When you save your payment information in DISH, we'll store your information securely. Only with credit card, a small amount will be charged from your card to make the verification, which will be returned in a period of 24 hours.

Authorized Amount

EUR 1

Payment with Credit Card



Success

Payment Complete

The payment was successfully settled.

[Navigate back](#)

We do not take part in payment processing. Your credit card information is directly sent to our payment processing provider. We do not store your credit card information nor have access to it. We are only informed about the transaction result.

[Return to Main Site](#)